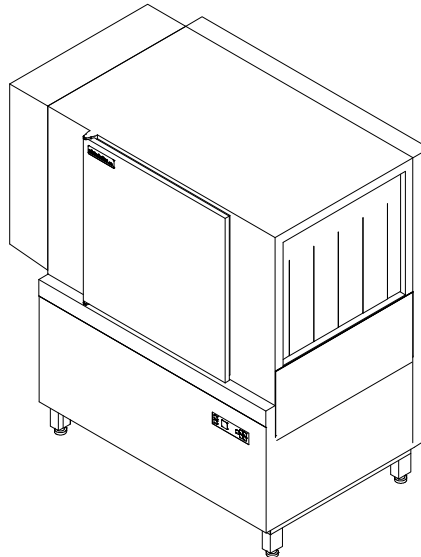


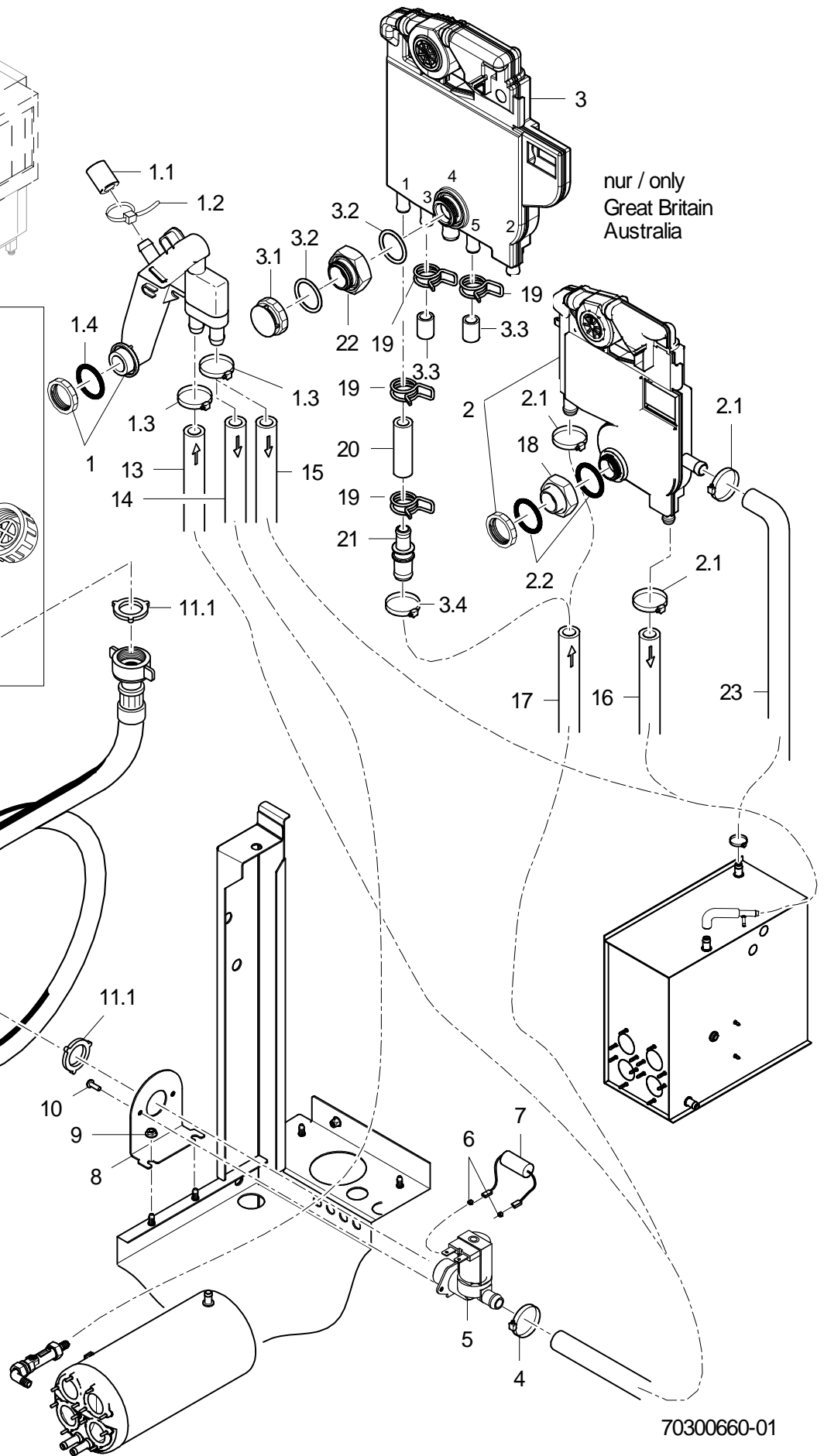
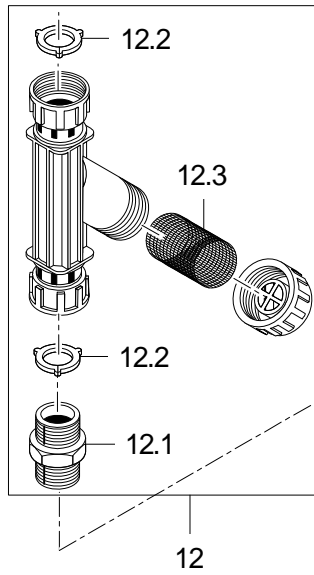
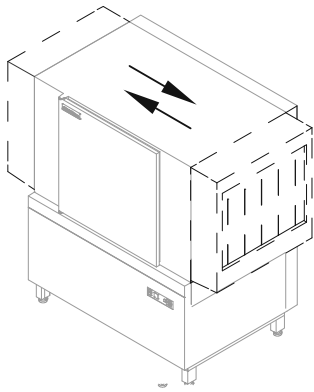
Spare parts list

STR



Contents

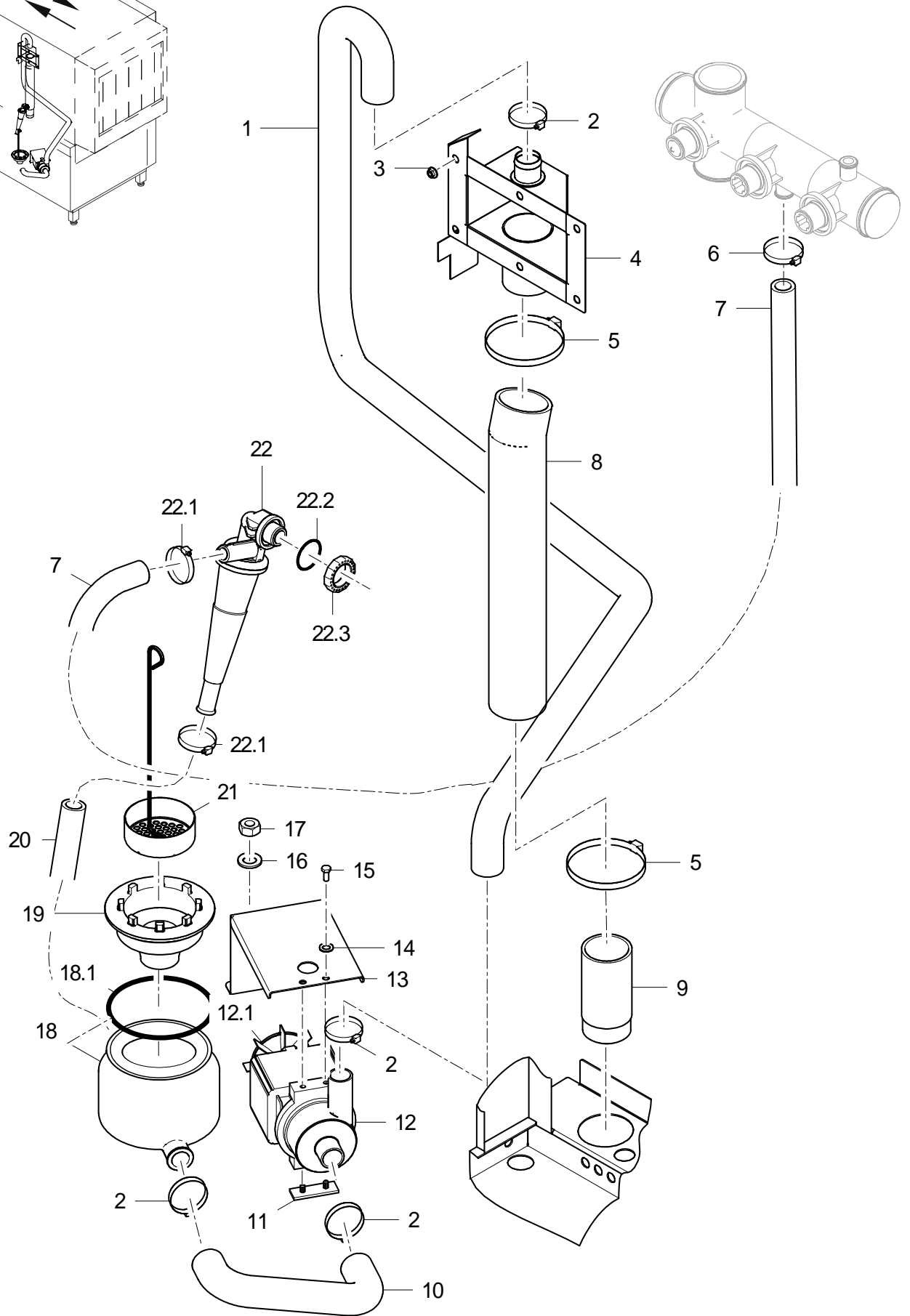
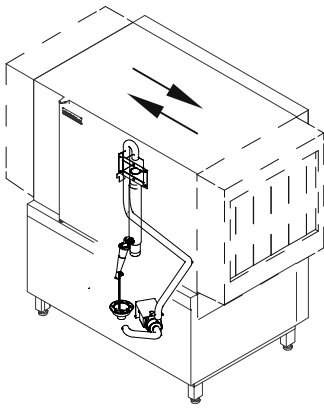
Water inlet	Page 1 - 2
Water drainage / Mediamat	Page 3 - 4
Wash pump	Page 5 - 8
Wash system, bottom	Page 9 - 10
Wash system, top	Page 11 - 12
Rinse system	Page 13 - 14
Pressure boiler	Page 15 - 16
Pressure-independent boiler	Page 17 - 20
Drive	Page 21 - 24
Rack guide (Main wash zone)	Page 25 - 26
Push bars (Main wash zone)	Page 27 - 28
Base frame	Page 29 - 30
Housing	Page 31 - 32
Door	Page 33 - 34
Curtains	Page 35 - 36
Panelling (Main wash zone)	Page 37 - 38
Electric parts	Page 39 - 40
Vapour extraction	Page 41 - 42
Energy (Option)	Page 43 - 44
Steam heating	Page 45 - 48
Corner entry	Page 49 - 50
Pre-cleaning zone	Page 51 - 52
Drying zone	Page 53 - 54



STR

Water inlet

Item.	Designation	Parts no.	Pc.	Notes
1	Kit airflow preventer	60003846		incl. item 1.1 - 1.4
1.1	Round cap; D11 X 20	35 03 029		
1.2	Cable tie; 200 X 4,7	31 20 015		
1.3	Hose clamp; D12-22 X 9	30000711	4	
1.4	O-ring; 24 X 3,0	27 07 087		
2	WSE WITH IMPELLER COUNTER KIT	60003512		up to machine no.: 1136860
2.1	Hose clamp; D12-22 X 9	30000711	3	
2.2	O-ring; 24 X 3,0	27 07 087	2	
3	Kit backflow preventer type "Air Gap"	30000127		from machine no.: 1136861
3.1	Nut; D26,2 X 8,5; SW32	60004612		
3.2	O-ring; 25,7 X 3	27 07 097	2	
3.3	Locking cap; DN10 X 2,0 X 19	60004630	2	
3.4	Hose clamp; D12-22 X 9	30000711		
4	Hose clamp; D12-22 X 9	30000711		
5	Solenoid valve flow restrictor 15l; 220-240V/50-60HZ	31 06 180		
5	15 l solenoid valve set; 200-240V/50-60HZ/+10%	60004148		Japan
5	Solenoid valve 5l; 200-240V/50-60HZ/+10%	60004147		Great Britain; Australia
6	Fast-on piggy-back plug	31 12 004	2	
7	RC element; 0,15 MICRO F; 3,3 KOHM	31 13 114		
8	Retainer; 1,5 X 78 X 105,8	70300043		
9	Ratchet nut; M5	21 01 310	2	
10	Countersunk screw; M4 X 8	20 10 309	2	
11	WATER SUPPLY HOSE; DN13 X 3,5; 2500	40 02 060		incl. item 11.1
11.1	Gasket; D16 X D24 X 3,0	83001022	3	
12	Dirt trap; 150 MICROMETER	80002153		incl. item 12.1 - 12.3
12.1	DOUBLE NIPPLE; G 3/4" X 40; SW30	80002167		
12.2	Gasket; D16 X D24 X 3,0	83001022	2	
12.3	Strainer; D27 X 67 X 150 MICROMETER	80002728		
13	Industrial hose; DN13 X 3,5	40 02 035		1400 mm; "By-the-metre" goods
14	Industrial hose; DN13 X 3,5	40 02 035		1500 mm; "By-the-metre" goods
15	Hose elbow 90°; DN12,5X4,0;40X1400	60001610		
16	Reducing hose; DN10 X DN13; 55 X 1090	65005358		
17	Industrial hose; DN13 X 3,5	40 02 035		1400 mm; "By-the-metre" goods
18	Extension piece; D20 X 21; SW36	61005911		
19	Wire hose clamp; D14,4 X 15,1	28 02 344	2	from machine no.: 1136861
20	Hose; DN10 X 2,0	40 01 050		80 mm; "By-the-metre" goods
21	Double nipple; D14,6 X 45, D11,8	60004629		from machine no.: 1136861
22	SPACER NUT; S26 X 2 X 22; SW36	61006675		from machine no.: 1136861
23	Hose elbow 90°; DN12,5X4,0;40X1400	60001610		
o.P.	Solenoid valve cable; 2 X 0,75QMM; 1400 LG	70300498		

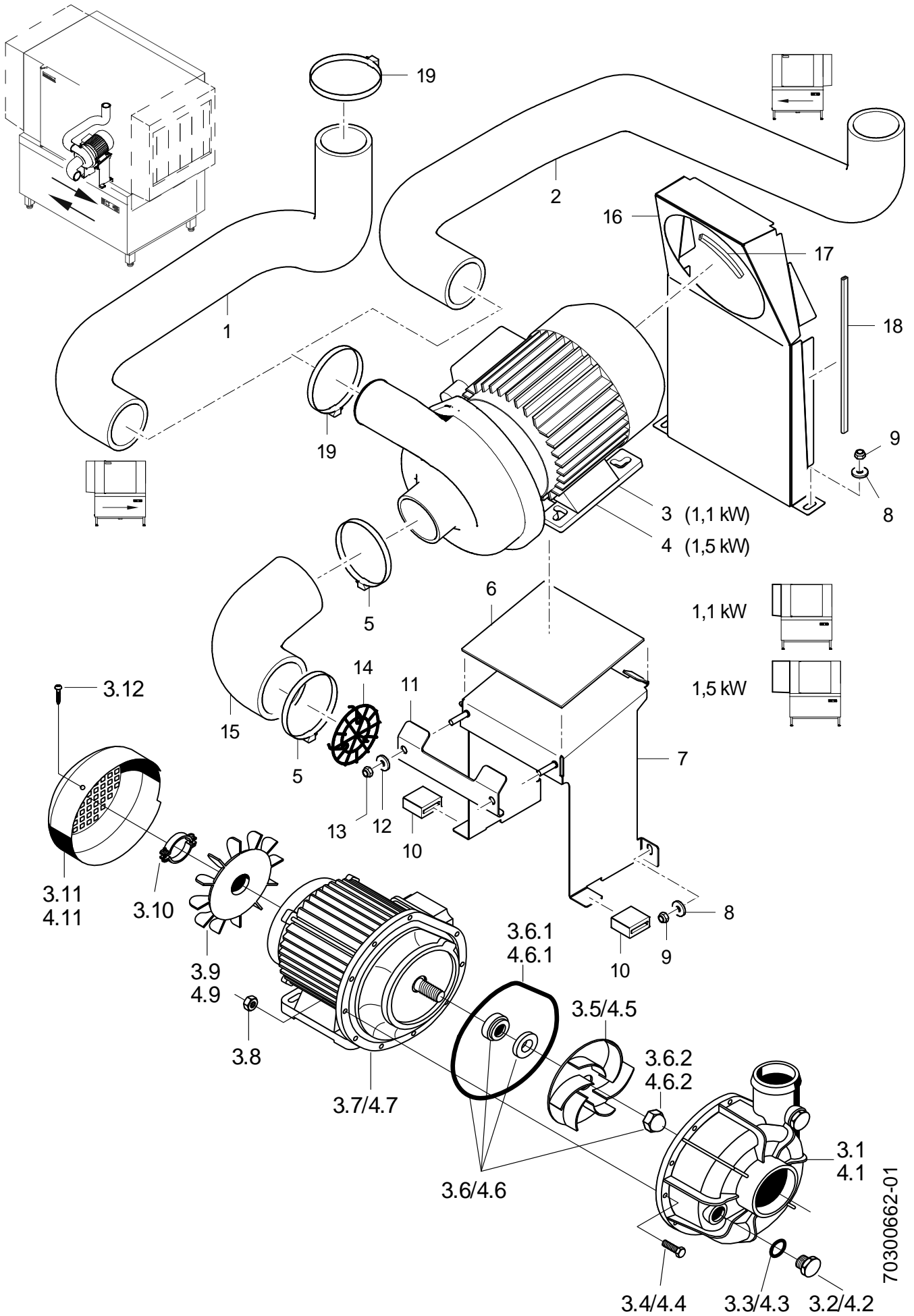


70300661-00

STR

Water drainage / Mediamat

Item.	Designation	Parts no.	Pc.	Notes
1	Moulded hose; DN22 X 4,0; 1398,5	70300391		
2	Hose clamp; 25 - 40MM / 12MM	30002612		
3	Ratchet nut; M5	21 01 310	6	
4	Drain housing	70300492		
5	Hose clamp; D50-70 x 12	30001243		
6	Hose clamp; D20-30 X 12	28 02 109		
7	Moulded hose; DN15 X 4; 90 Grad; 1637	70005415		
8	Moulded hose; DN49 X 4,0	61005530		
9	Drain adapter; D50 X G11/2" X 100	62001497		
10	Hose elbow; DN22 X 5,5	65004027		
11	Spacer; 3,0 X 16 X 46	61006026		
12	3/0 lye pump; 200-240V/50-60HZ	31 02 410		incl. item 12.1
12.1	Fan blade	31 02 431		
13	Holder; 1,5 X 110,84 X 253,66	61005154		
14	Spring washer; B6	23 03 300	2	
15	Hexagon screw; M6 X 10; A70	30002732	2	
16	Washer; D5,3 X D15 X 1,2	22 05 301	2	
17	Hexagonal nut self securing; M5	21 05 302	2	
18	Sump pot	61005186		incl. item 18.1
18.1	O-ring; 91 X 3,5	27 07 075		
19	Sump drain set	61006178		
20	Moulded hose; DN15,5 X 4,0	70300653		
21	Sump filter; D70	65005555		
22	Mediamat Cyclo	61005184		incl. item 22.1 - 22.3
22.1	Hose clamp; D12-22 X 9	30000711	2	
22.2	O-ring; 20 X 3,5	27 07 040		
22.3	Tank inlet set; G 1/2" X 8; SW27	61005339		



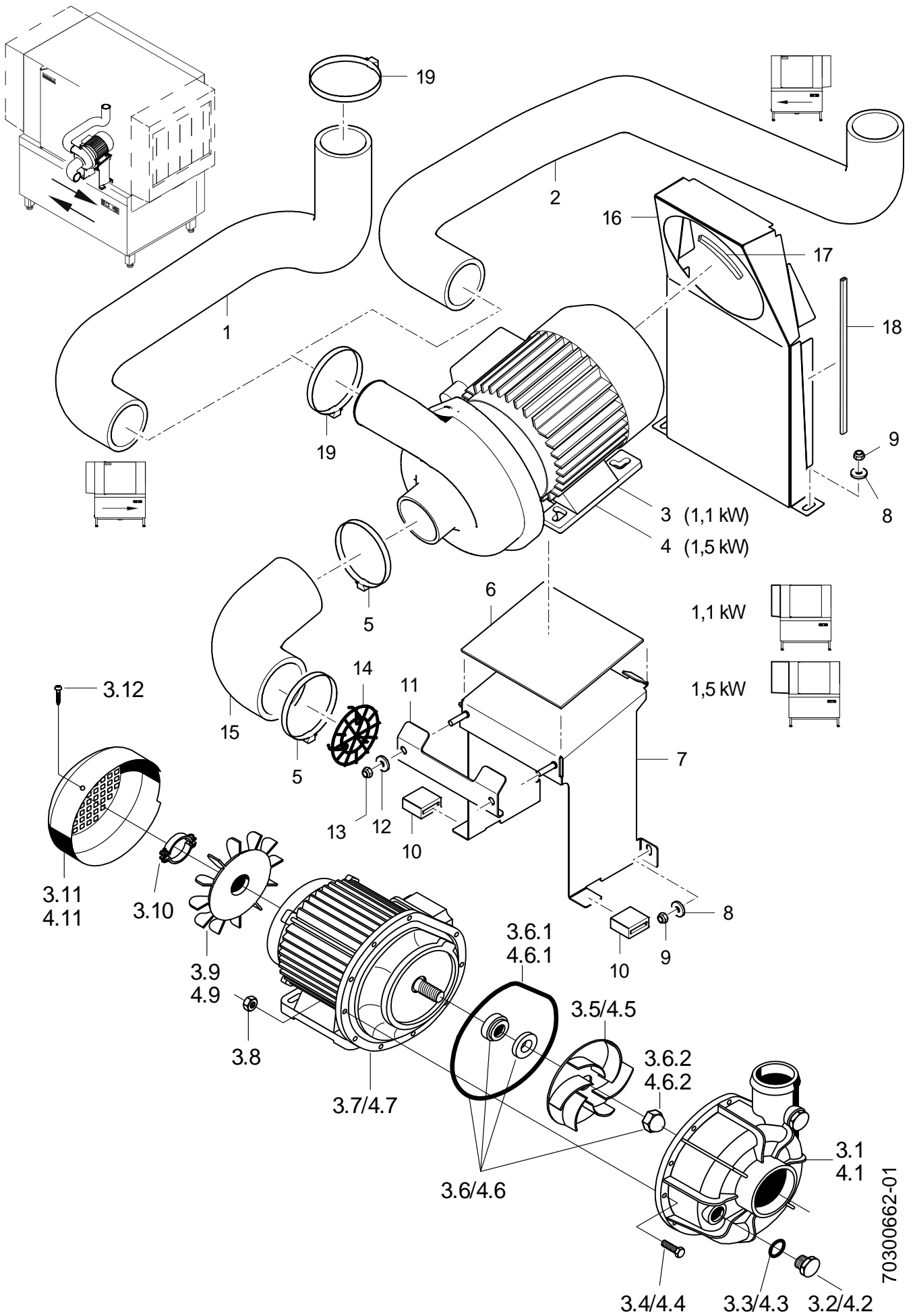
70300662-01

STR

Wash pump

Item.	Designation	Parts no.	Pc.	Notes
1	Hose bend L-R; DN50 X 6,0	70300390		
2	Hose bend R-L; DN50 X 6,0	70300239		
3	Pump 1.1 kW 9/1; 230V/400V/3/50HZ; IP44	31 02 411		incl. item 3.1 - 3.12 turn motor
3	Pump 1.1 kW; 230V/400V/3/60HZ; IP44	31 02 412		incl. item 3.1 - 3.12 turn motor
3	; 200V/346V/3/50HZ; IP44	31 02 556		incl. item 3.1 - 3.12 turn motor
3	; 200V/346V/3/60HZ; IP44	31 02 554		incl. item 3.1 - 3.12 turn motor
3	Pump 1.1 kW 9/1; 254V/440V/3/60HZ; IP44	31 02 416		incl. item 3.1 - 3.12 turn motor
3.1	Pump housing	31 02 204		
3.2	Dummy plug; G 1/2" X 20,5	35 01 108		
3.3	O-ring; 20 X 3,5	27 07 040		
3.4	Hexagon screw; M4 X 25; 8.8	20 01 020		
3.5	Pump impeller; D111	31 02 273		for 50 Hz pumps
3.5	Pump impeller; D96	31 02 274		for 60 Hz pumps
3.6	Gasket set; 1,1/1,7/1,85/0,73 KW	80002670		
3.6.1	O-ring; 158,35 X 3,53	31 02 209		
3.6.2	Dome head nut; M8	21 10 305		
3.7	Pump cover	31 02 208		
3.8	Hexagonal nut; M4	21 01 302		
3.9	Fan blade	31 02 211		
3.10	Fixing clamp	31 02 218		
3.11	Fan cover	31 02 212		
3.12	Lens head screw; M4 X 8	30011585		
4	Pump 1.5kW 9/1; 230V/400V/3/50HZ	31 02 470		STR with pre-cleaning zone
4	Pump 1.5kW 9/1; 230V/400V/3/60HZ	31 02 471		STR with pre-cleaning zone
4.1	Pump housing	31 02 204		
4.2	Dummy plug; G 1/2" X 20,5	35 01 108		
4.3	O-ring; 20 X 3,5	27 07 040		
4.4	Hexagon screw; M4 X 25; 8.8	20 01 020		
4.5	Pump impeller; D118	31 02 206		for 50 Hz pumps
4.5	Pump impeller; D100; 1,5KW; 60HZ	31 02 436		for 60 Hz pumps
4.6	Gasket set; 1,1/1,7/1,85/0,73 KW	80002670		
4.6.1	O-ring; 158,35 X 3,53	31 02 209		
4.6.2	Dome head nut; M8	21 10 305		
4.7	Pump cover	31 02 208		
4.8	Hexagonal nut; M4	21 01 302		
4.9	Fan blade	31 02 211		
4.11	Fan cover	31 02 212		

For missing items, see next page

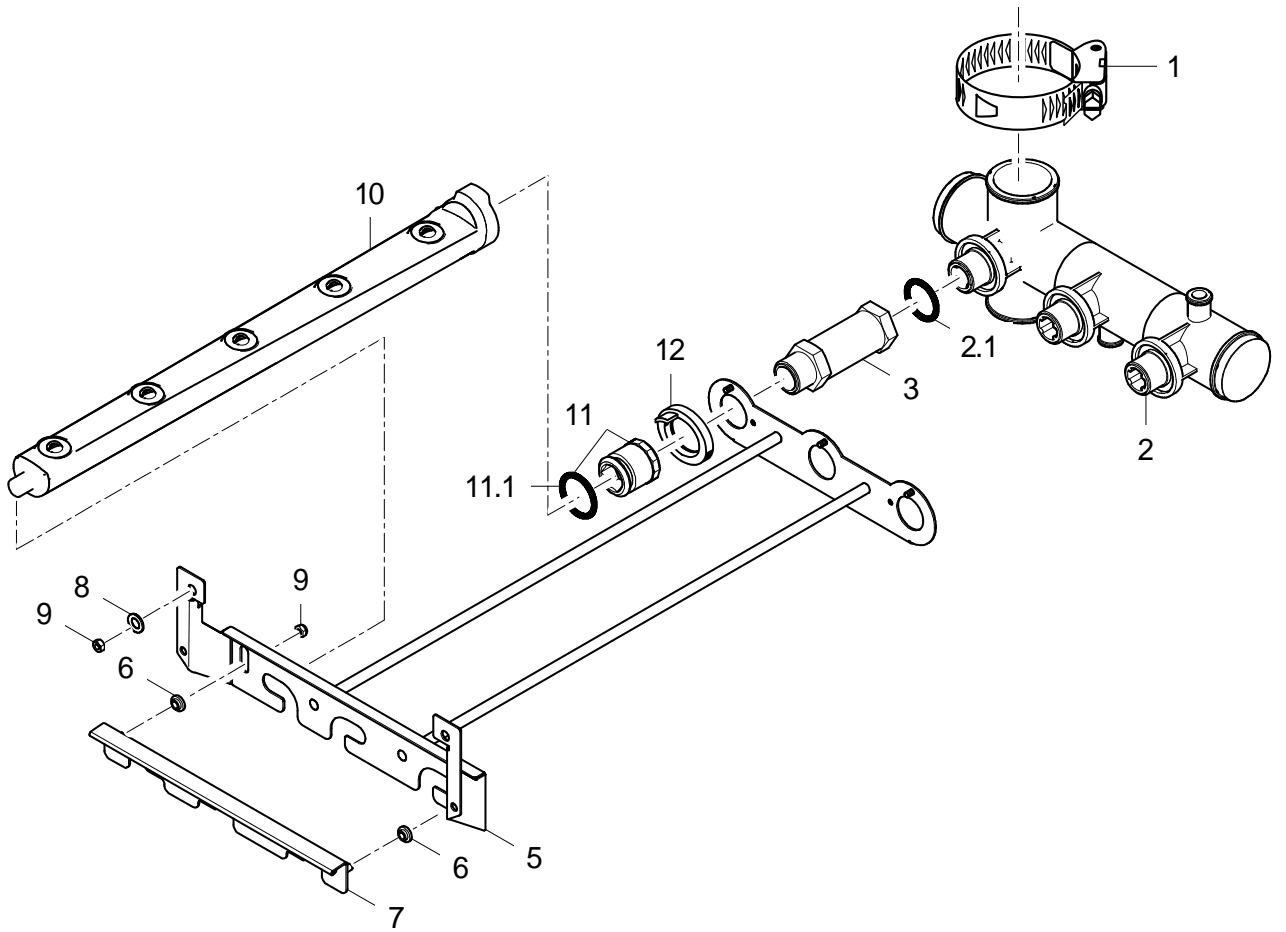
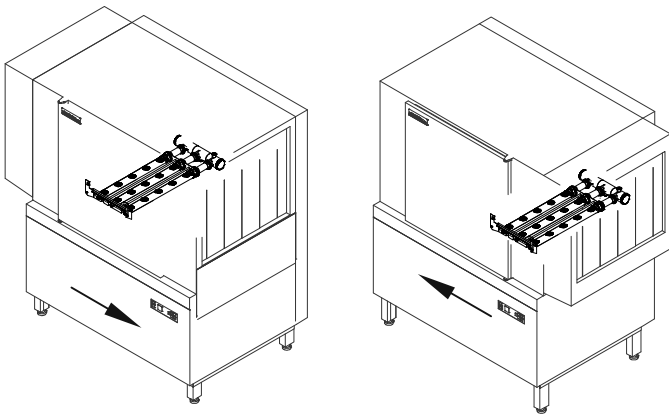


70300662-01

STR

Wash pump

Item.	Designation	Parts no.	Pc.	Notes
5	Hose clamp; 70 - 90MM / 12MM	30002614	2	
6	Support; 3,0 X 130 X 154	70006821		
7	Support assembly	70300108		
8	Washer; D5,3 X D15 X 1,2	22 05 301	2	
9	Hexagonal nut self securing; M5	21 05 302	2	
10	Buffer; 14 X 28 X 31	61005067	2	
11	Holder; 2,0 X 60,11 X 154	70006822		
12	Washer; D6,4 X D18 X 1,6	22 05 302	2	
13	Hexagonal nut; M6	21 05 304	2	
14	Suction sieve; D72	62001956		
15	Hose elbow 90°; DN62 X 7,0; 130 X 150	40 03 027		adapt
16	Air baffle; 0,8 X 272,4 X 444,29	70300420		
17	Sealing profile; 1,0 - 2,0MM	40 04 006		460 mm; "By-the-metre" goods
18	Sealing profile; 1,0 - 2,0MM	40 04 006		810 mm; "By-the-metre" goods
19	Hose clamp; D50-70 x 12	30001243	2	
o.P.	Wash pump cable	70300405		

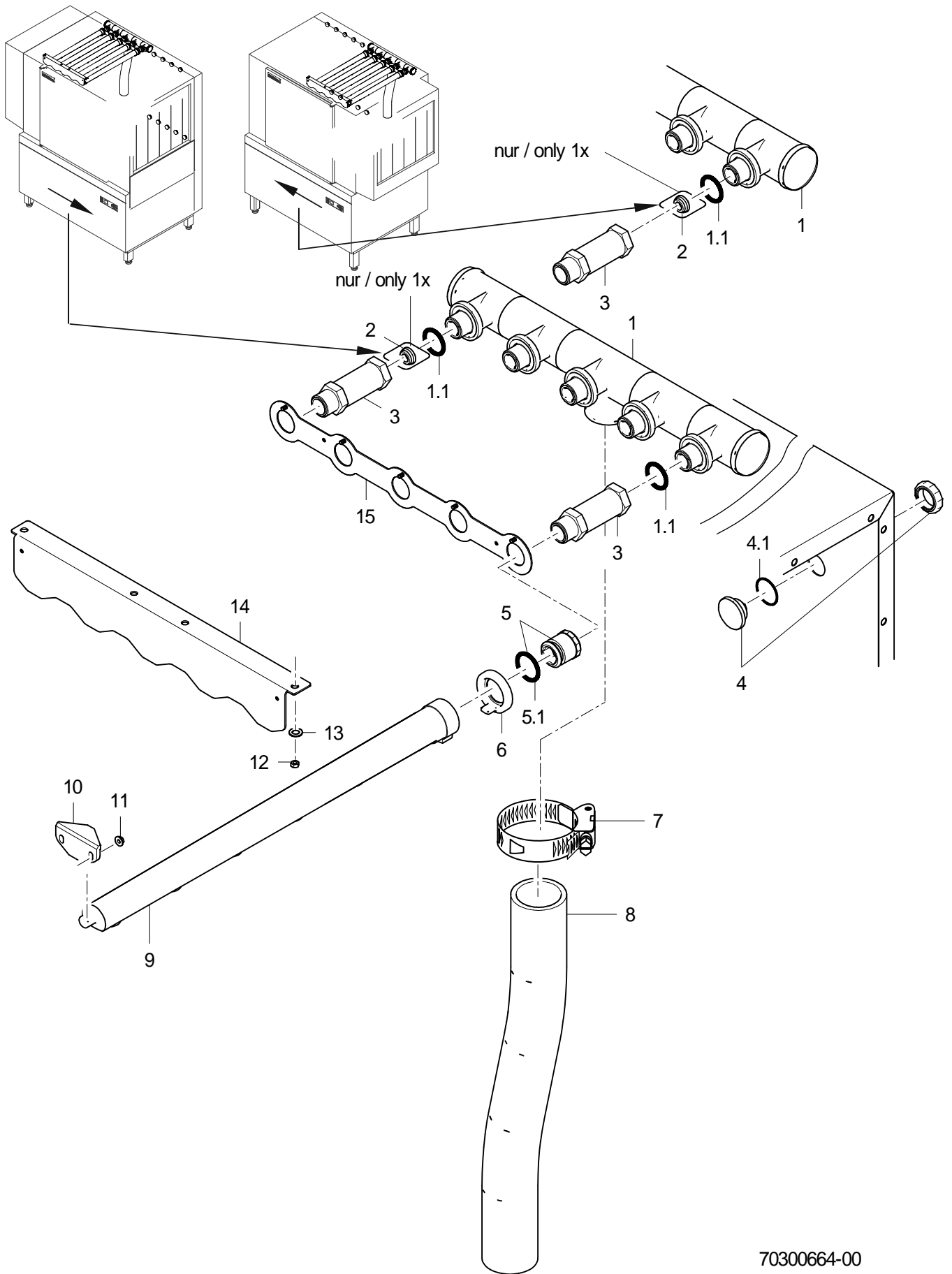


70300663-00

STR

Wash system, bottom

Item.	Designation	Parts no.	Pc.	Notes
1	Hose clamp; D50-70 x 12	30001243		
2	Wash distributor, bottom, set; 294,5 LG	70008918		incl. item 2.1
2.1	O-ring; 29,5 X 4,5	27 07 008	3	
3	Extension piece; RD26X1/8X95,50; SW32	70003085	3	
5	Wash arm retainer, welded	70300301		
6	Bushing; D8 X 4; D12	70007667		
7	Shutter	70300303		
8	Washer; D5,3 X D15 X 1,2	22 05 301	2	
9	Hexagonal nut self securing; M5	21 05 302	2	
10	Wash arm with 5 jets; 472 LG	30002021	3	
11	Locking nut	60002785	3	incl. item 11.1
11.1	Seal ring; D26 X D32,5 X 5,0	70009122		
12	Locking ring; D49 X 19,5	60002652		

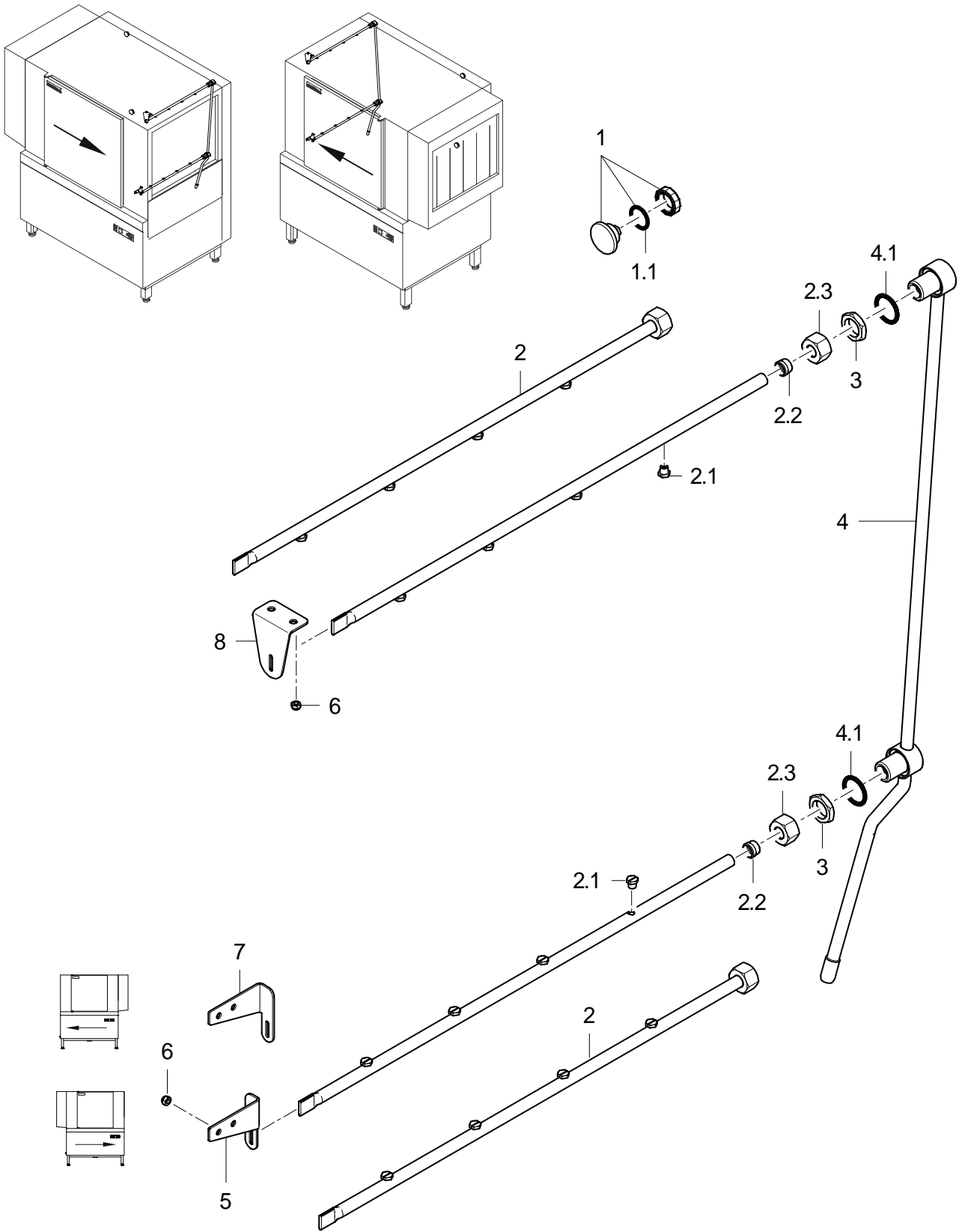


70300664-00

STR

Wash system, top

Item.	Designation	Parts no.	Pc.	Notes
1	Wash distributor, top, set; 456 LG	70008916		incl. item 1.1
1.1	O-ring; 29,5 X 4,5	27 07 008	5	
2	Restrictor; D11 X D23,2 X 9,0	70006466	1	
3	Extension piece; RD26X1/8X 53; SW32	71001455	5	
4	Dummy plug; G 3/4" X 21,7;SW10;SW5	70005109	5	incl. item 4.1
4.1	O-ring; 26 X 2,5	27 07 062		
5	Locking nut	60002785	5	incl. item 5.1
5.1	Seal ring; D26 X D32,5 X 5,0	70009122		
6	Locking ring; D49 X 19,5	60002652	5	
7	Hose clamp; D50-70 x 12	30001243		
8	Industrial hose; DN50 X 6,0	40 02 006		540 mm; "By-the-metre" goods
9	Wash arm with 6 jets; 568 LG	30002022	5	
10	Snapper; 23,5 X 32 X 64	70008382	5	
11	Ratchet nut; M5	21 01 310	10	
12	Hexagonal nut self securing; M5	21 05 302	4	
13	Washer; D5,3 X D10 X 1,0	22 01 300	4	
14	Wash arm retainer	70300129		
15	Plate	70300131		

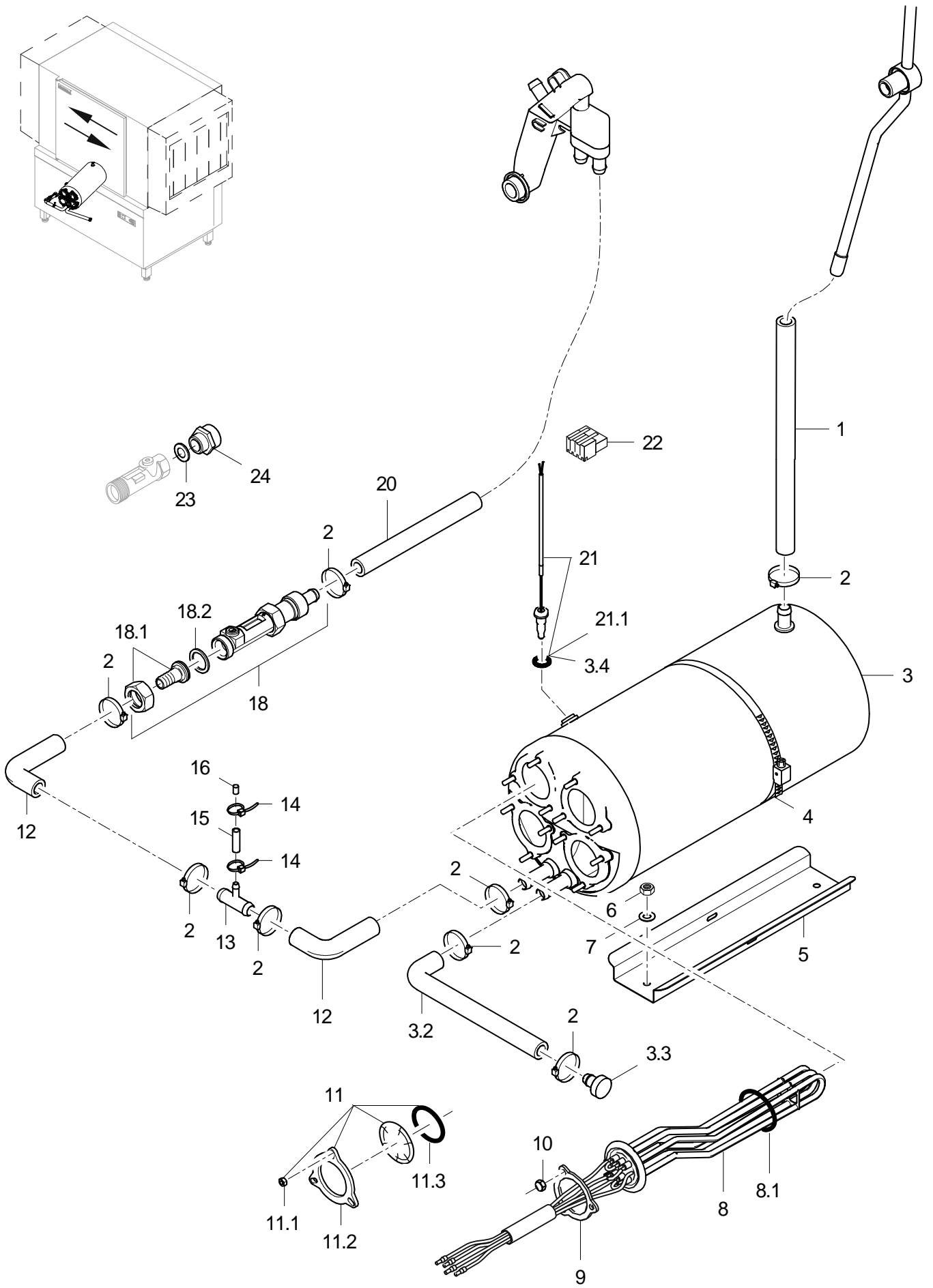


70300665-00

STR

Rinse system

Item.	Designation	Parts no.	Pc.	Notes
1	Dummy plug; G 1/2" X 21,4;SW10;SW5	70004912		incl. item 1.1
1.1	O-ring; 20 X 2,5	27 07 004		
2	Rinse pipe; 4 DÜSEN, 586 LG	70300684		incl. item 2.1 - 2.2
2.1	Flat jet nozzle; 1/16 NPT; SW10	29 10 312	4	
2.2	Cutting ring; D12 X 10	29 07 304		
2.3	Coupling nut; G 1/2" X D12,2; SW24	29 07 301		
3	Hexagonal nut; G 1/2" X 6; SW27	61004994	2	
4	Rinse manifold	70300685		incl. item 4.1
4.1	O-ring; 20 X 3,5	27 07 040		
5	Retainer L-R; 2,0 X 63 X 85,3	70300342		
6	Hexagonal nut self securing; M5	21 05 302		
7	Retainer R-L; 2,0 X 63 X 85,3	70300343		
8	Retainer; 2,0 X 50 X 88,8	70300056		

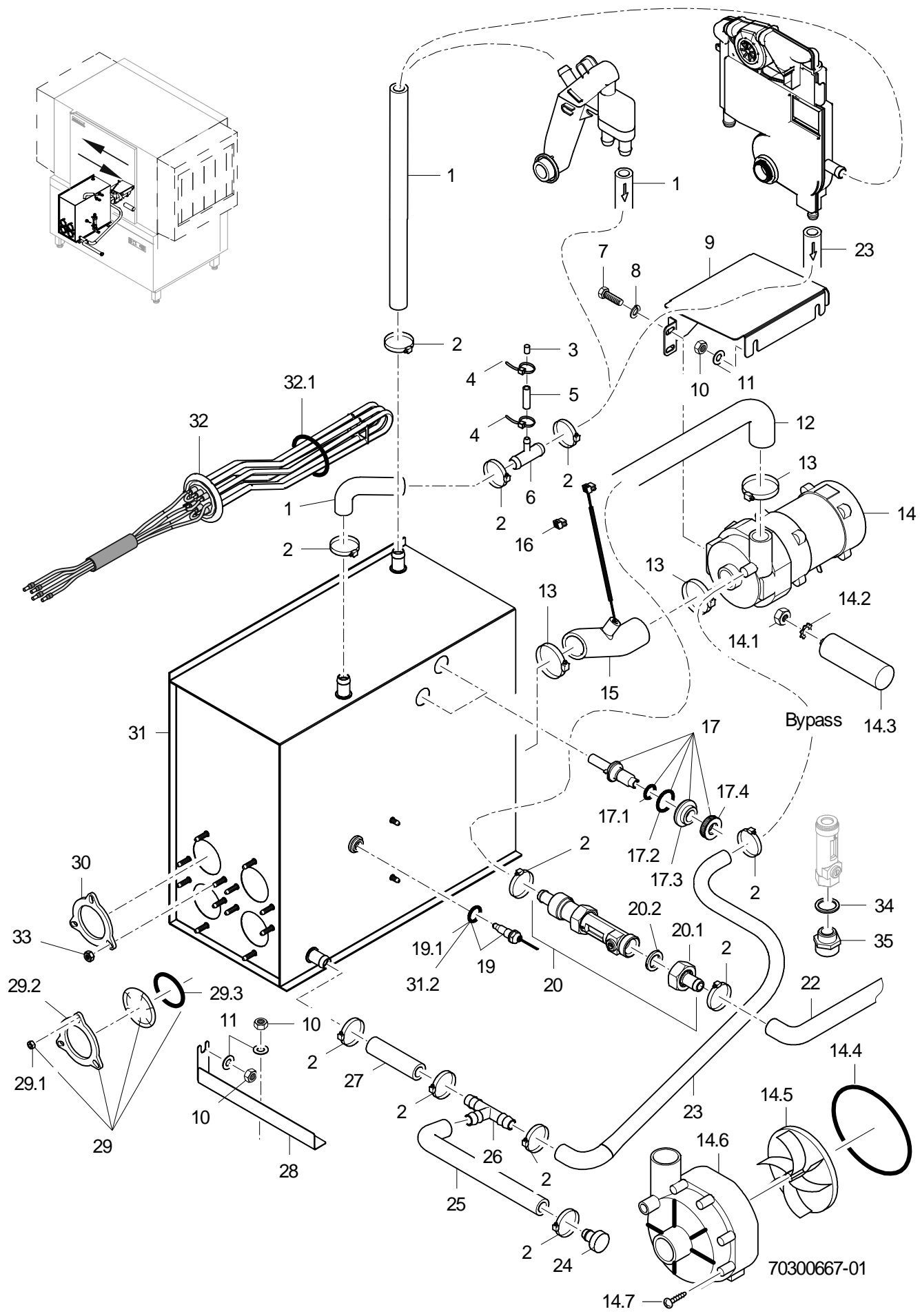


70300666-02

STR

Pressure boiler

Item.	Designation	Parts no.	Pc.	Notes
1	Hose elbow 90°; DN12,5 X 4,0;30 X 1080	61005784		
2	Hose clamp; D12-22 X 9	30000711		
3	4-hole boiler set	70008915		incl. item 3.1 – 3.4
3.1	O-ring; 43 X 7,0	27 07 088	4	
3.2	Hose elbow 90°; DN12,5 X 4,0; 40 X 200	65005547		
3.3	Plug; D24 X D13,1 X 27	70007962		
3.4	O-ring; 10 X 1	27 07 054		
4	Hose clamp; D50-215 X 12	28 02 126		
5	Boiler support; 1,0 X 122 X 300	70007924		
6	Hexagonal nut self securing; M5	21 05 302	2	
7	Washer; D5,3 X D15 X 1,2	22 05 301	2	
8	Heating element, boiler 6.0 kW with fuse; 400-440V, 3~, 6KW	30008044		
8	Heating element, boiler 6.0 kW with fuse; 400-440V, 3~, 6KW	30008045		Australia
8	Heating element, boiler 6.0 kW with fuse; 200V, 3~, 6KW	30008046		
8	Heating element, boiler 6.0 kW with fuse; 230V, 3~, 6KW	30008050		
8.1	O-ring; 43 X 7,0	27 07 088		
9	Locking washer; D43 X D80 X 4,0	01 17 003		
10	Hexagonal nut; M5	21 01 203		
11	Blind flange	60002787		incl. item 11.1 - 11.3
11.1	Hexagonal nut; M5	21 01 203	3	
11.2	Locking washer; D43 X D80 X 4,0	01 17 003		
11.3	O-ring; 43 X 7,0	27 07 088		
12	Hose bend; DN13 X 4,0	40 03 053		
13	Hose T-connecting piece; D15 X D15 X D10	70010599		
14	Cable tie; 100 X 2,5	31 20 175	2	
15	Hose; DN5 X 1,5	40 01 024		60 mm; "By-the-metre" goods
16	Bolt; D6 X 30	70200383		
18	Flow regulator; 2 - 8 L/MIN	70011176		
18.1	Hose coupling; R 3/4" X 1/2"	60002453		
18.2	Gasket; D16 X D24 X 3,0	83001022		
20	Industrial hose; DN13 X 3,5	40 02 035		1500 mm; "By-the-metre" goods
21	Thermosensor set	71002591		incl. item 21.1
21.1	O-ring; 10 X 1	27 07 054		
22	Macro-module plug 5, 2-pole; 250V/4KV/3; 2,5MM2	31 12 091		
23	Gasket; D20,9 X D27 X 2,0	27 04 006		
24	Reducing nipple; G 1/2" X G 3/4"; SW27	61003430		

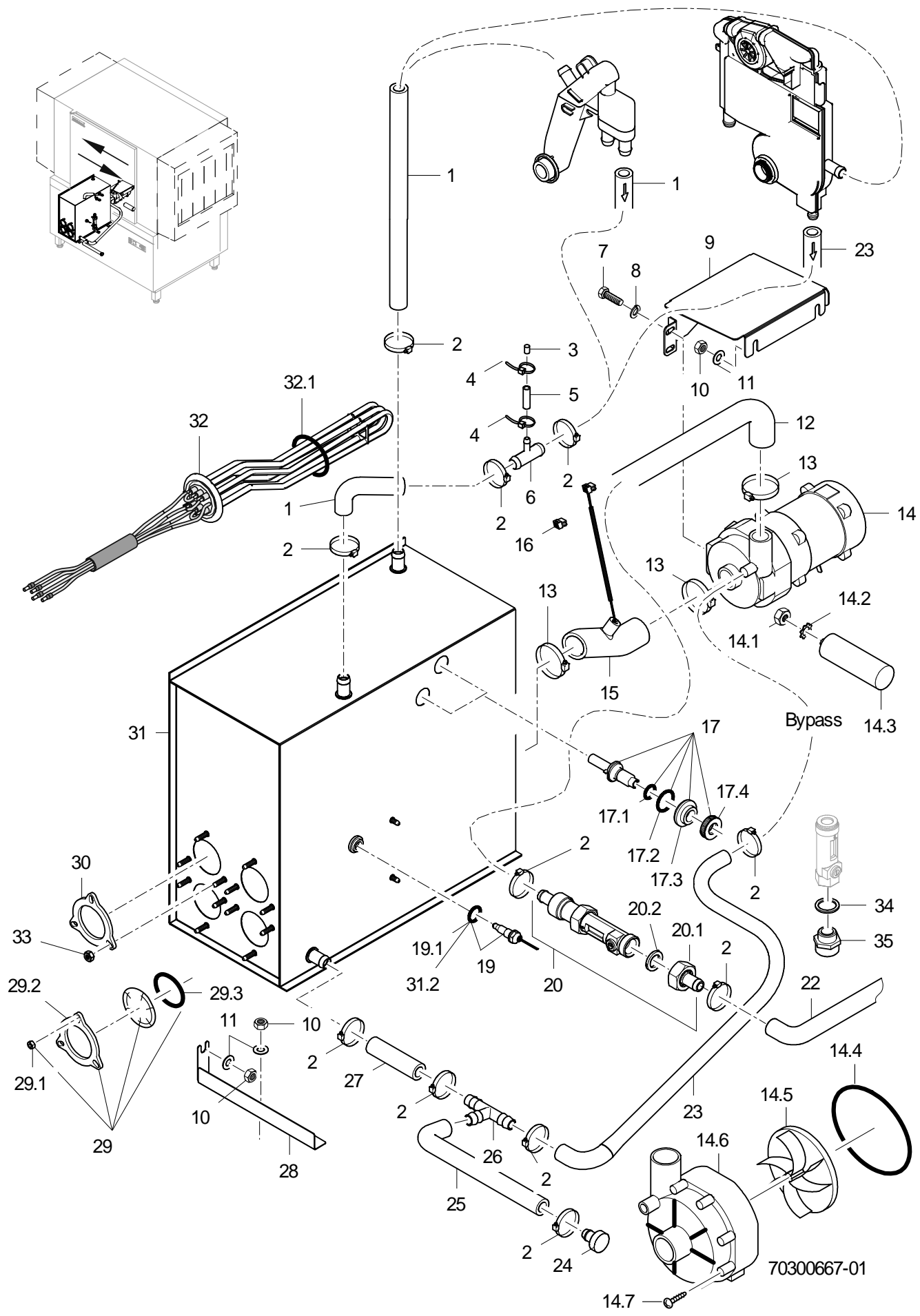


STR

Pressure-independent boiler

Item.	Designation	Parts no.	Pc.	Notes
1	Hose elbow 90°; DN12,5X4,0;40X1400	60001610		
2	Hose clamp; D12-22 X 9	30000711		
3	Bolt; D6 X 30	70200383		
4	Cable tie; 100 X 2,5	31 20 175	2	
5	Hose; DN5 X 1,5	40 01 024		60 mm; "By-the-metre" goods
6	Hose T-connecting piece; D15 X D15 X D10	70010599		
7	Hexagon screw; M6 X 16; A70	20 01 306	2	
8	Spring washer; B6	23 03 300	2	
9	Retainer; 1,5 X 188,7 X 210,1	70300310		
10	Hexagonal nut self securing; M5	21 05 302		
11	Washer; D5,3 X D15 X 1,2	22 05 301		
12	Reducing elbow; DN12,5 X DN24 X 4,0	70300846		
13	Hose clamp; 25 - 40MM / 12MM	30002612		
14	Pump 0.270 kW 8/0; 220/240V/1/50HZ	31 02 477		Repair recommended only for pump housings with 7 screws
14	Pump 0.270 kW 8/0; 220/240V/1/60HZ	31 02 445		Repair recommended only for pump housings with 7 screws
14	Pump 0.270 kW 8/0; 200V/1/50HZ	31 02 446		Repair recommended only for pump housings with 7 screws
14	Pump 0.270 kW 8/0; 200V/1/60HZ	31 02 447		Repair recommended only for pump housings with 7 screws
14.1	Hexagonal nut; M8	21 01 305		
14.2	Spring washer; B8	23 03 301		
14.3	Capacitor; 5 MIKRO F	31 13 099		
14.4	Cord; D=78 X 3; SHOR 50-55;	40 04 023		
14.5	Pump impeller with counter ring; UP60/UP30 - 50HZ	31 02 466		50 Hz
14.5	Pump impeller, installed; FÜR UP60 MIT 60HZ	31 02 587		60 Hz
14.6	Pump housing; D=80,5MM	31 02 519		
14.7	Screw for pump housing; D4X35 PT	31 01 118	7	
15	Thermal sensor NSF	61006359		for temperature display
16	Macro-module plug 5, 2-pole; 250V/4KV/3; 2,5MM2	31 12 091		
17	Floating switch installation set	55 28 255	2	incl. item 17.1 - 17.4
17.1	O-ring; 11,11 X 1,78	27 07 079		
17.2	O-ring; 23 X 3,5	27 07 093		
17.3	Ring; D14,3 X D32 X 11	60003943		
17.4	Nut; M14 X 2, D26,8 X 8	60003989		
19	Thermosensor set	71002591		incl. item 19.1; for temperature control
19.1	O-ring; 10 X 1	27 07 054		

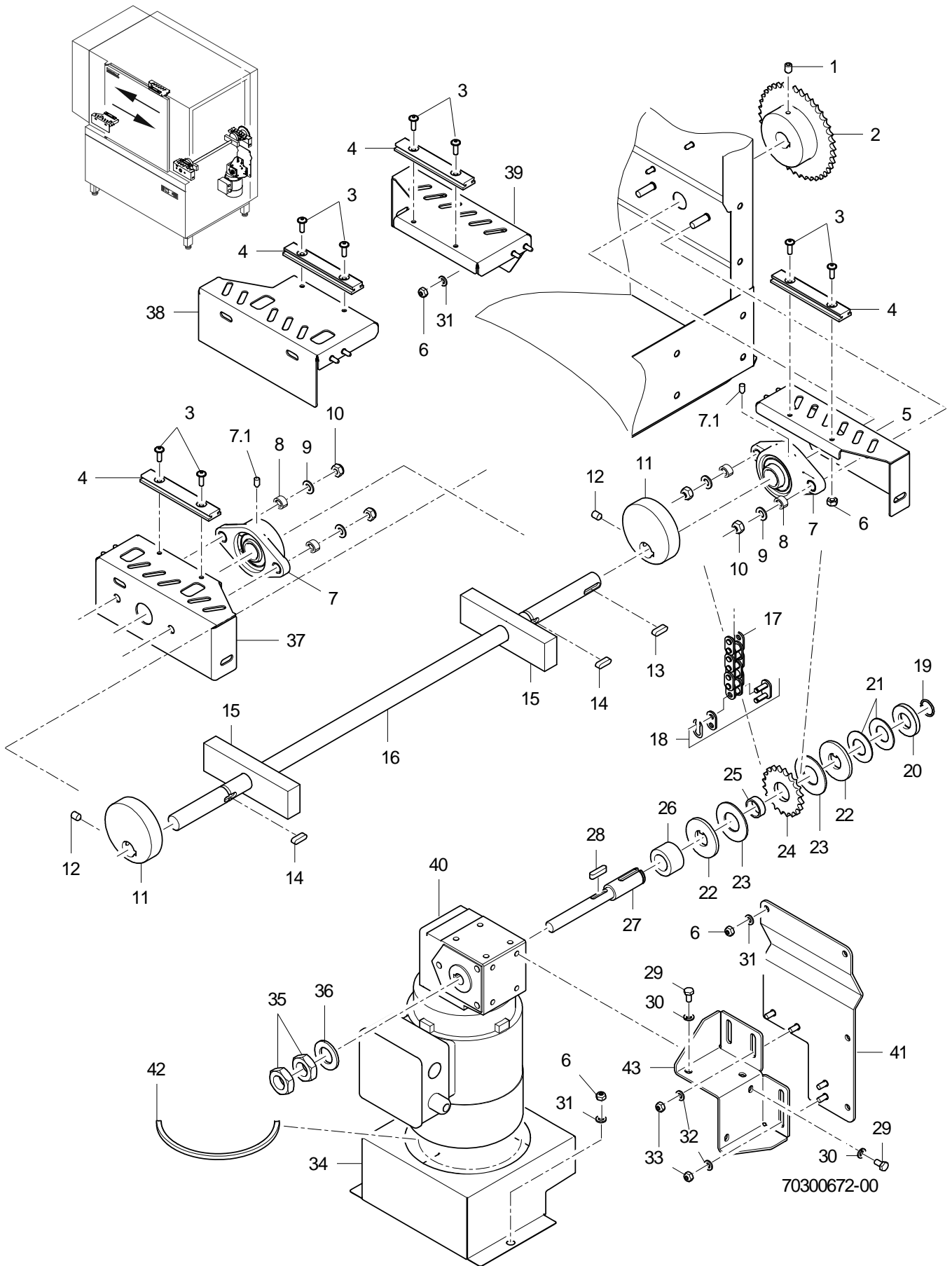
For missing items, see next page



STR

Pressure-independent boiler

Item.	Designation	Parts no.	Pc.	Notes
20	Flow regulator; 2 - 8 L/MIN	70011176		incl. item 20.1 - 20.2
20.1	Hose coupling; R 3/4" X 1/2"	60002453		
20.2	Gasket; D16 X D24 X 3,0	83001022		
22	Hose elbow 90°; DN12,5 X 4,0; 30 X 1080	61005784		
23	Reducing hose; DN10 X DN13; 55 X 1090	65005358		
24	Plug; D24 X D13,1 X 27	70007962		
25	Hose elbow 90°; DN12,5 X 4,0; 40 X 200	65005547		
26	Hose T-connecting piece; D15 X D15 X D15	70010598		
27	Industrial hose; DN13 X 3,5	40 02 035		60 mm; "By-the-metre" goods
28	Retainer; 1,0 X 39,6 X 236,6	70300313	2	
29	Blind flange	60002787		incl. item 29.1 - 29.3
29.1	Hexagonal nut; M5	21 01 203		
29.2	Locking washer; D43 X D80 X 4,0	01 17 003		
29.3	O-ring; 43 X 7,0	27 07 088		
30	Locking washer; D43 X D80 X 4,0	01 17 003		
31	Boiler set, four holes	70300686		incl. item 31.1 - 31.2
31.1	O-ring; 43 X 7,0	27 07 088	4	
31.2	O-ring; 10 X 1	27 07 054		
32	Heating element, boiler 6.0 kW with fuse; 400-440V, 3~, 6KW	30008044		
32	Heating element, boiler 6.0 kW with fuse; 400-440V, 3~, 6KW	30008045		Australia + Kuba
32	Heating element, boiler 6.0 kW with fuse; 200V, 3~, 6KW	30008046		
32	Heating element, boiler 6.0 kW with fuse; 230V, 3~, 6KW	30008050		
32.1	O-ring; 43 X 7,0	27 07 088		
33	Hexagonal nut; M5	21 01 203		
34	Gasket; D20,9 X D27 X 2,0	27 04 006		
35	Reducing nipple; G 1/2" X G 3/4"; SW27	61003430		

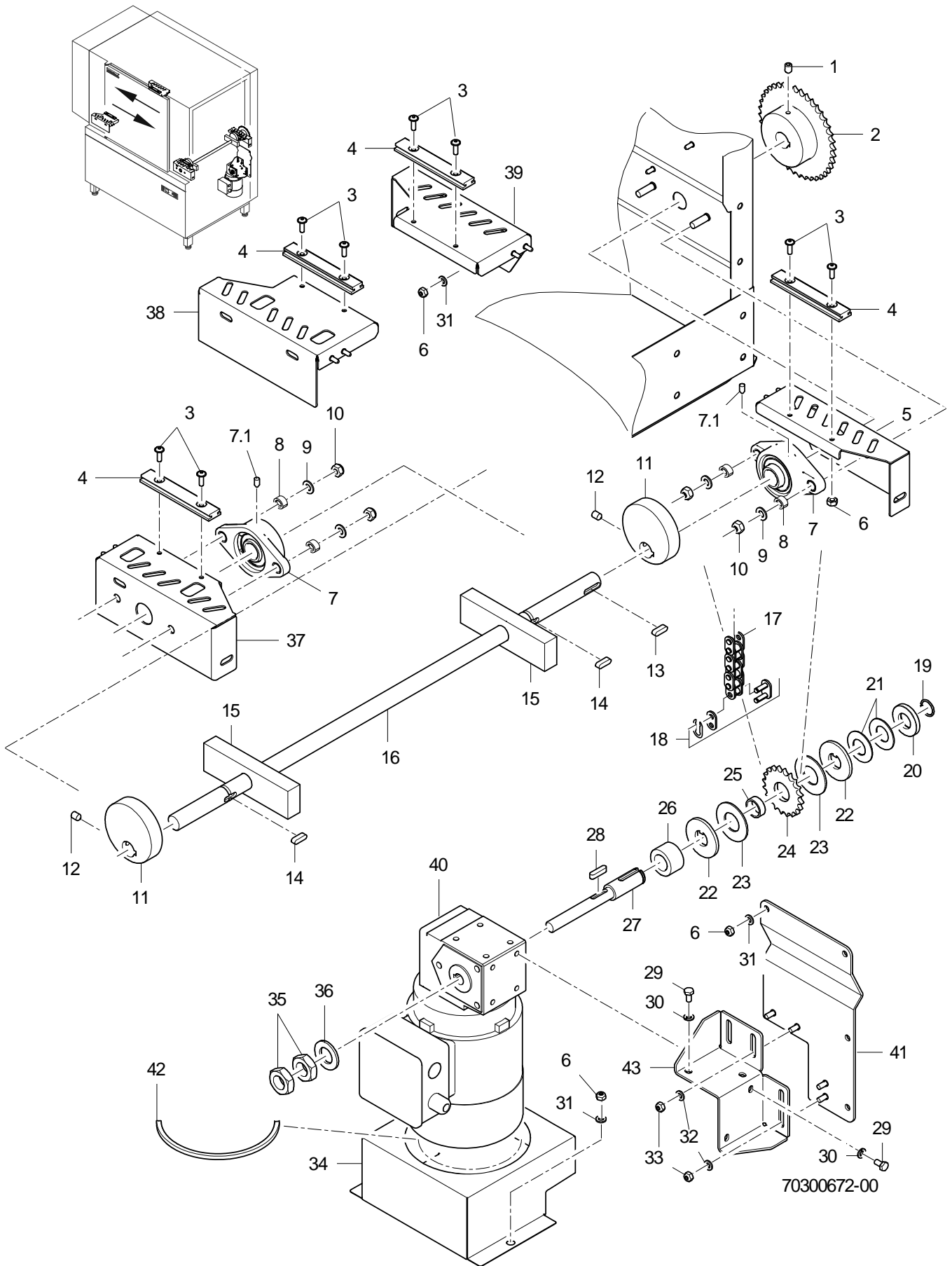


STR

Drive

Item.	Designation	Parts no.	Pc.	Notes
1	Grub screw; M6 X 16	20 30 302		
2	Chain wheel 40 teeth; 3/8" X 7/32" X 28	70300397		racks/hr: 70 / 110; 50 Hz
2	Chain wheel 45 teeth; 3/8" X 7/32" X 28	70300398		racks/hr: 70 / 110; 60 Hz
2	Chain wheel 40 teeth; 3/8" X 7/32" X 28	70300397		racks/hr: 100 / 155; 50Hz
2	Chain wheel 32 teeth; 3/8" X 7/32" X 28	70300396		racks/hr: 100 / 155; 60 Hz
2	Chain wheel 32 teeth; 3/8" X 7/32" X 28	70300396		racks/hr: 130 / 208; 50 Hz
2	Chain wheel 38 teeth; 3/8" X 7/32" X 30	70002825		racks/hr: 130 / 208; 60 Hz
2	Chain wheel 32 teeth; 3/8" X 7/32" X 28	70300396		racks/hr: 90 / 130; 50 Hz
2	Chain wheel 38 teeth; 3/8" X 7/32" X 30	70002825		racks/hr: 90 / 130; 60 Hz
2	Chain wheel 32 teeth; 3/8" X 7/32" X 28	70300396		racks/hr: 130 / 200; 50 Hz
2	Chain wheel 40 teeth; 3/8" X 7/32" X 28	70300397		racks/hr: 130 / 200; 60 Hz
2	Chain wheel, 25 teeth; 3/8" X 7/32" EINFACH	70011070		racks/hr: 170 / 260; 50 Hz
2	Chain wheel 30 teeth; 3/8" X 7/32" X 28	70004834		racks/hr: 170 / 260; 60 Hz
3	Raised head screw with hexagon socket; M5 X 16 MIT FLANSCH	20 10 307	8	
4	CF profile; 9 X 20 X 114	70300162	4	
5	Junction plate 1	70300158		
6	Hexagonal nut self securing; M5	21 05 302		
7	Kit bearing with housing	70011769	2	incl. item 7.1
7.1	Grub screw; M6 X 8	20 30 304	2	
8	Pipe; D10 X 0,75 X 10	70200405	4	
9	Washer; D8,4 X D17 X 1,6	22 01 303	4	
10	Hexagonal nut; M8	30002585	4	
11	Eccentric; D78 X 18	70006680	2	
12	Grub screw; M8 X 12	20 30 301	2	
13	Parallel key; A6 X 6 X 25	70002435		
14	Parallel key; A6 X 6 X 20	26 10 300	2	
15	Bracket; 20 X 40 X 140	70300295	2	
16	Drive shaft; D20F8 X 701,5	70300189		
17	Roller chain; 3/8" X 7/32"	28 10 038		924 mm; by-the-metre goods; racks/hr: 70 / 110; 50 Hz
17	Roller chain; 3/8" X 7/32"	28 10 038		963 mm; by-the-metre goods; racks/hr: 70 / 110; 60 Hz
17	Roller chain; 3/8" X 7/32"	28 10 038		991 mm; by-the-metre goods; racks/hr: 100 / 155; 50Hz
17	Roller chain; 3/8" X 7/32"	28 10 038		896 mm; by-the-metre goods; racks/hr: 100 / 155; 60 Hz
17	Roller chain; 3/8" X 7/32"	28 10 038		943 mm; by-the-metre goods; racks/hr: 130 / 208; 50 Hz
17	Roller chain; 3/8" X 7/32"	28 10 038		972 mm; by-the-metre goods; racks/hr: 130 / 208; 60 Hz
17	Roller chain; 3/8" X 7/32"	28 10 038		896 mm; by-the-metre goods; racks/hr: 90 / 130; 50 Hz
17	Roller chain; 3/8" X 7/32"	28 10 038		924 mm; by-the-metre goods; racks/hr: 90 / 130; 60 Hz
17	Roller chain; 3/8" X 7/32"	28 10 038		943 mm; by-the-metre goods; racks/hr: 130 / 200; 50 Hz
17	Roller chain; 3/8" X 7/32"	28 10 038		991 mm; by-the-metre goods; racks/hr: 130 / 200; 60 Hz
17	Roller chain; 3/8" X 7/32"	28 10 038		924 mm; by-the-metre goods; racks/hr: 170 / 260; 50 Hz
17	Roller chain; 3/8" X 7/32"	28 10 038		943 mm; by-the-metre goods; racks/hr: 170 / 260; 60 Hz
18	Master link; 06 B-1	28 10 037		

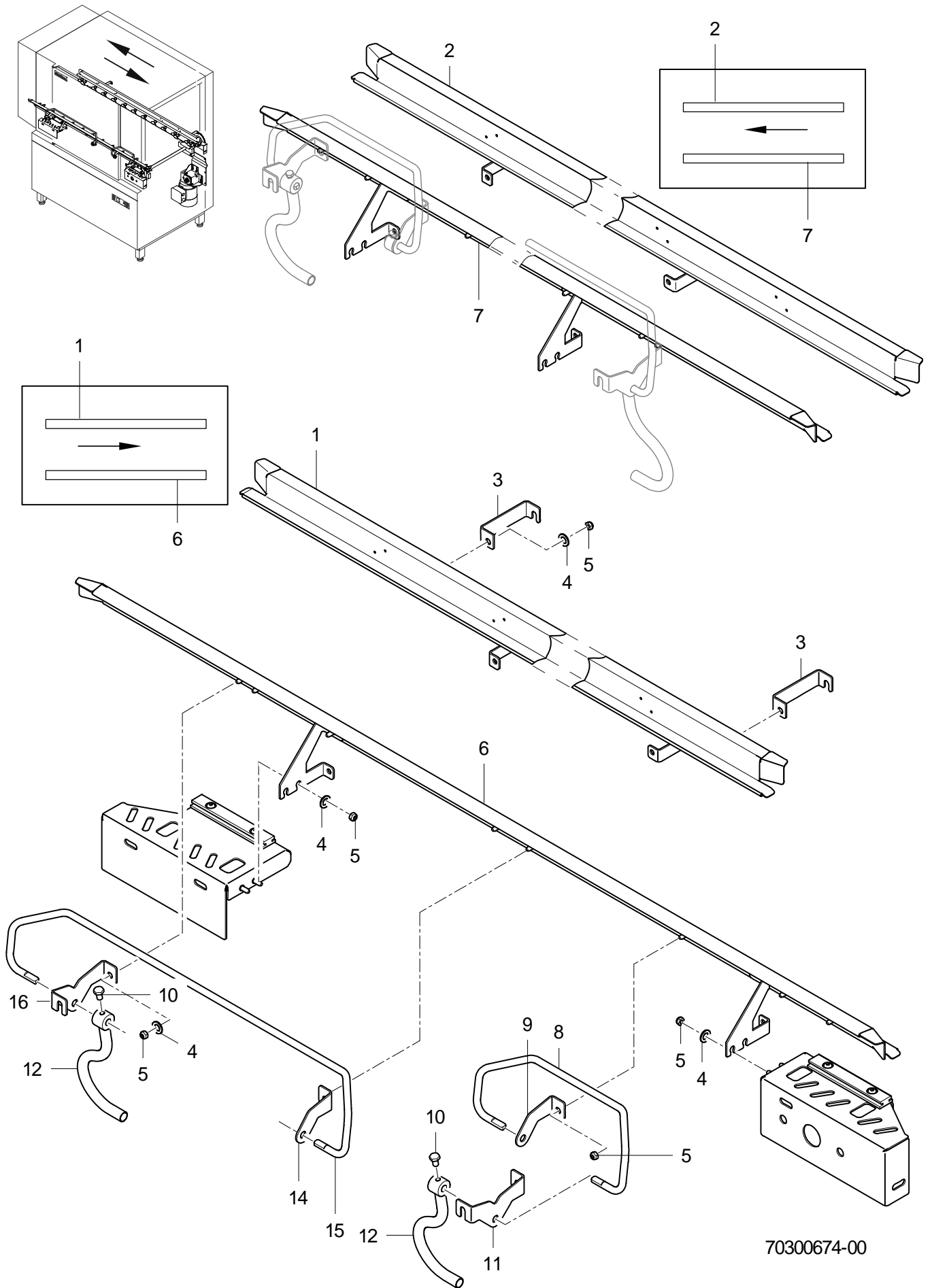
For missing items, see next page



STR

Drive

Item.	Designation	Parts no.	Pc.	Notes
19	Round wire circlip; D20	23 10 306		
20	Backup ring; D40 X 6	70008632		
21	Cup spring; D40 X 20,4 X 1,5	22 10 301	2	
22	Brake disc; D20,2 X D50 X 4,0	70200367	2	
23	Brake lining; D50 X 2	70200368	2	
24	Chain wheel 20 teeth; 3/8" X 7/32" X 5,3	70200370		racks/hr: 70 / 110; 50+60 Hz
24	Chain wheel 31 teeth; 3/8" X 7/32" X 5,3	70008375		racks/hr: 100 / 155; 50Hz
24	Chain wheel 20 teeth; 3/8" X 7/32" X 5,3	70200370		racks/hr: 100 / 155; 60 Hz
24	Chain wheel 31 teeth; 3/8" X 7/32" X 5,3	70008375		racks/hr: 130 / 208; 50+60 Hz
24	Chain wheel 20 teeth; 3/8" X 7/32" X 5,3	70200370		racks/hr: 90 / 130; 50+60 Hz
24	Chain wheel 31 teeth; 3/8" X 7/32" X 5,3	70008375		racks/hr: 130 / 200; 50+60 Hz
24	Chain wheel 31 teeth; 3/8" X 7/32" X 5,3	70008375		racks/hr: 170 / 260; 50+60 Hz
25	Bushing; D23,9 X 8	70200369		
26	Thrust ring; D20,2 X D35 X 21	70300272		
27	Spindle; D20 X 150	70300271		
28	Parallel key; 4,96 X 25	70300837		
29	Hexagon screw; M6 X 16; A70	20 01 306	4	
30	Spring washer; B6	23 03 300	4	
31	Washer; D5,3 X D15 X 1,2	22 05 301		
32	Washer; D6,4 X D18 X 1,6	22 05 302	4	
33	Hexagonal nut; M6	21 05 304	4	
34	Air baffle; 0,8 X 317,8 X 388,6	70300524		
35	Hexagonal nut; M14 X 1,5	21 01 008	2	
36	Washer; B15; DIN 125	22 01 007		
37	Junction plate 2	70300159		
38	Junction plate 3	70300160		
39	Junction plate 4	70300161		
40	Drive motor 0.09/0.12 kW; 380-440V/3/50-60HZ	31 16 090		
40	Drive motor 0.09/0.12 kW; 220V-240V/3~/50-60 HZ	31 16 091		
40	Drive motor 0.09/0.12 kW; 200V/3/50HZ-60HZ	31 16 092		
41	Support assembly	70300225		
42	Sealing profile; 1,0 - 2,0MM	40 04 006		460 mm; "By-the-metre" goods
43	Fixture	70300337		
o.P.	Drive cable	70300404		

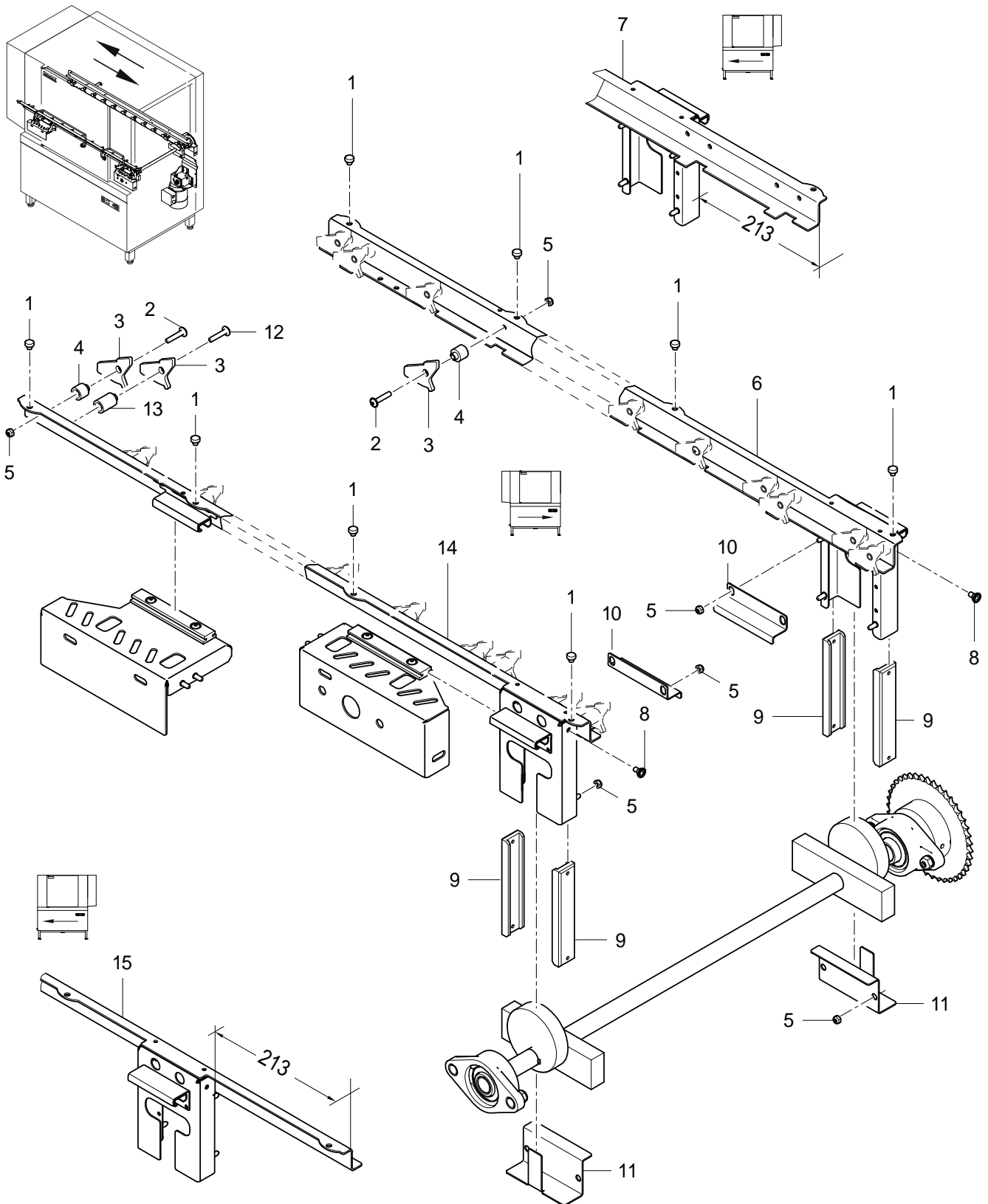


70300674-00

STR

Rack guide (Main wash zone)

Item.	Designation	Parts no.	Pc.	Notes
1	Rack rail	70300193		left - right
1	Rack guide, front, L-R	70300153		Optional: for machines 1110 mm (44 inches) in length; left - right
1	Rack guide, front, L-R	70300153		left - right; STR with pre-cleaning zone
2	Rack rail	70300195		right - left
2	Rack guide, front, R-L	70300156		Optional: for machines 1110 mm (44 inches) in length; right - left
2	Rack guide, front, R-L	70300156		right - left; STR with pre-cleaning zone
3	Support; 2,0 X 20 X 110,32	70300478	2	
4	Washer; D5,3 X D15 X 1,2	22 05 301		
5	Hexagonal nut self securing; M5	21 05 302		
6	Rack rail	70300195		left - right
6	Rack guide, front, L-R	70300153		Optional: for machines 1110 mm (44 inches) in length; left - right
6	Rack guide, front, L-R	70300153		left - right; STR with pre-cleaning zone
7	Rack rail	70300193		right - left
7	Rack guide, front, R-L	70300156		Optional: for machines 1110 mm (44 inches) in length; right - left
7	Rack guide, front, R-L	70300156		right - left; STR with pre-cleaning zone
8	Switch lever; D8 X 444	70300171		
9	Bracket 1; 2,0 X 44,6 X 122,3	70300499		
10	Hexagon screw; M6 X 10; A70	30002732	2	
11	Bracket 2; 2,0 X 44,6 X 122,3	70300501		
12	Switching bar	70300346	2	
14	Right mount; 2,0 X 44,6 X 74,29	70300170		
15	Switch lever; D8 X 744	70300172		
16	Left mount; 2,0 X 44,6 X 74,29	70300169		

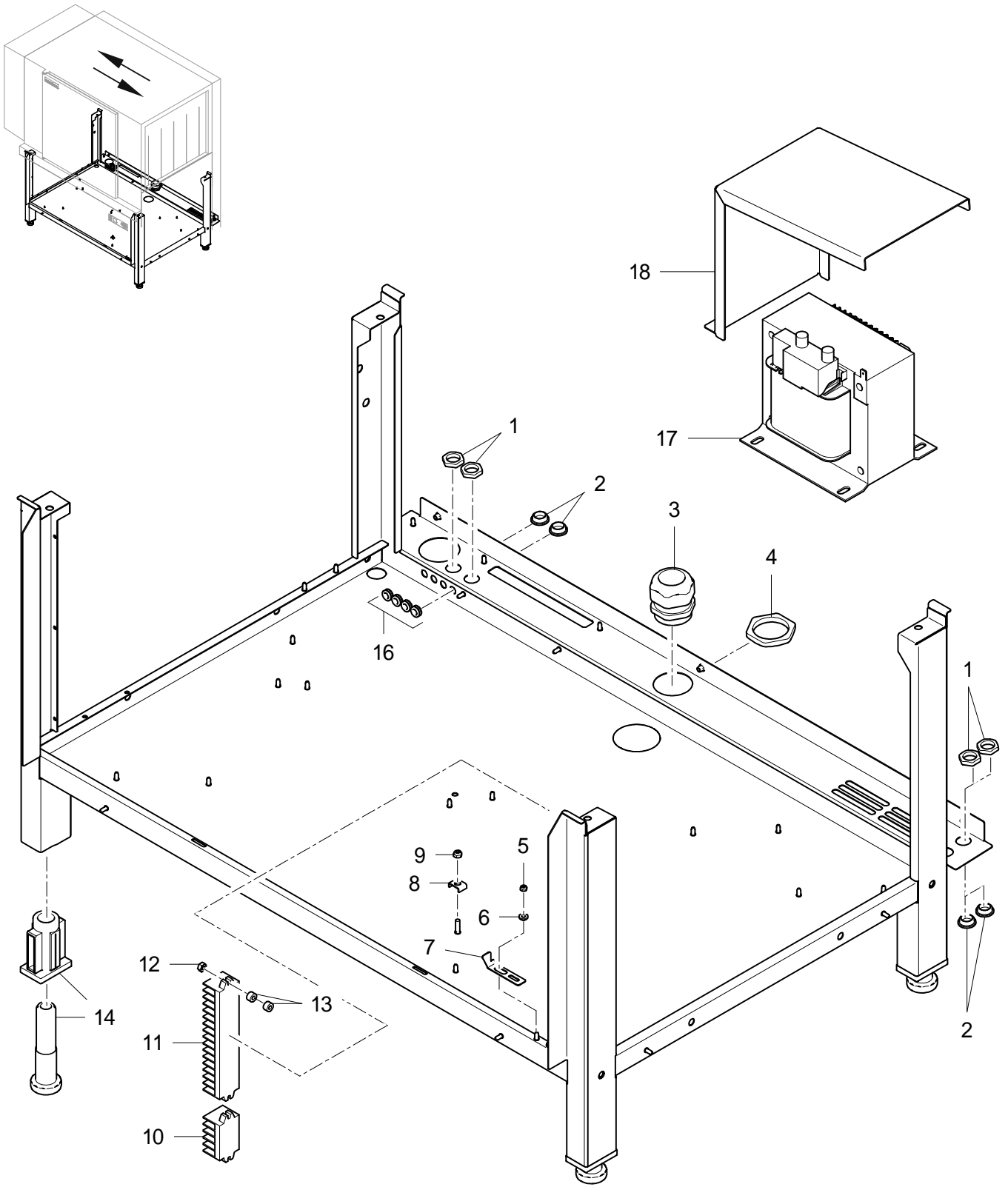


70300673-00

STR

Push bars (Main wash zone)

Item.	Designation	Parts no.	Pc.	Notes
1	Bushing; D6,1 X 8,5; D10	70300528	10	
2	Lens head screw with hexagon socket; M5 X 25 MIT FLANSCH	20 10 372	22	
3	Ratchet; 4,0 X 46,37 X 50	70010601	28	
4	Bushing; D8 X 16,5; D15	70300185	22	
5	Hexagonal nut self securing; M5	21 05 302		
6	Push bar, rear, L-R	70300533		left - right
6	Push bar, rear R-L	70300580		Optional: for machines 1110 mm (44 inches) in length; left - right
7	Push bar, rear,R-L	70300572		right - left
7	Push bar, rear R-L	70300588		Optional: for machines 1110 mm (44 inches) in length; right - left
8	PT screw; KB 50 X 10	20 17 304	4	
9	Slide rail; 12 X 25 X 129	70006679	4	
10	Z bracket; 1,5 X 46,16 X 92	70300298	2	
11	Support; 1,5 X 92 X 134,5	70300296	2	
12	Lens head screw with hexagon socket; M5 X 35 MIT FLANSCH	20 10 007	6	
13	Bushing; D8 X 25,5; D15	70300535	6	
14	Push bar, front, L-R	70300538		left - right
14	Push bar, front, L-R	70300584		Optional: for machines 1110 mm (44 inches) in length; left - right
15	Push bar, front, R-L	70300576		right - left
15	Push bar, front R-L	70300592		Optional: for machines 1110 mm (44 inches) in length; right - left

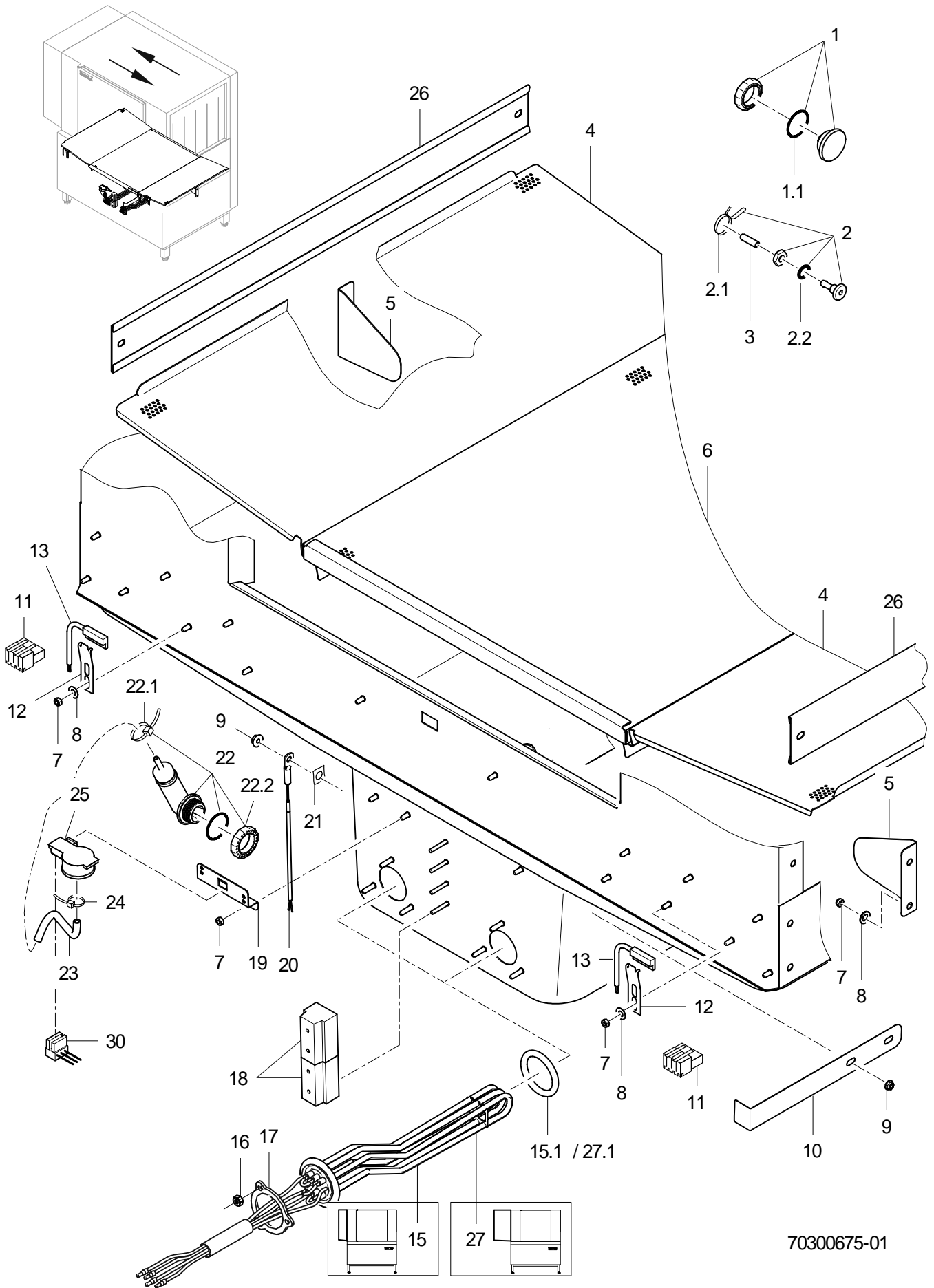


70300668-00

STR

Base frame

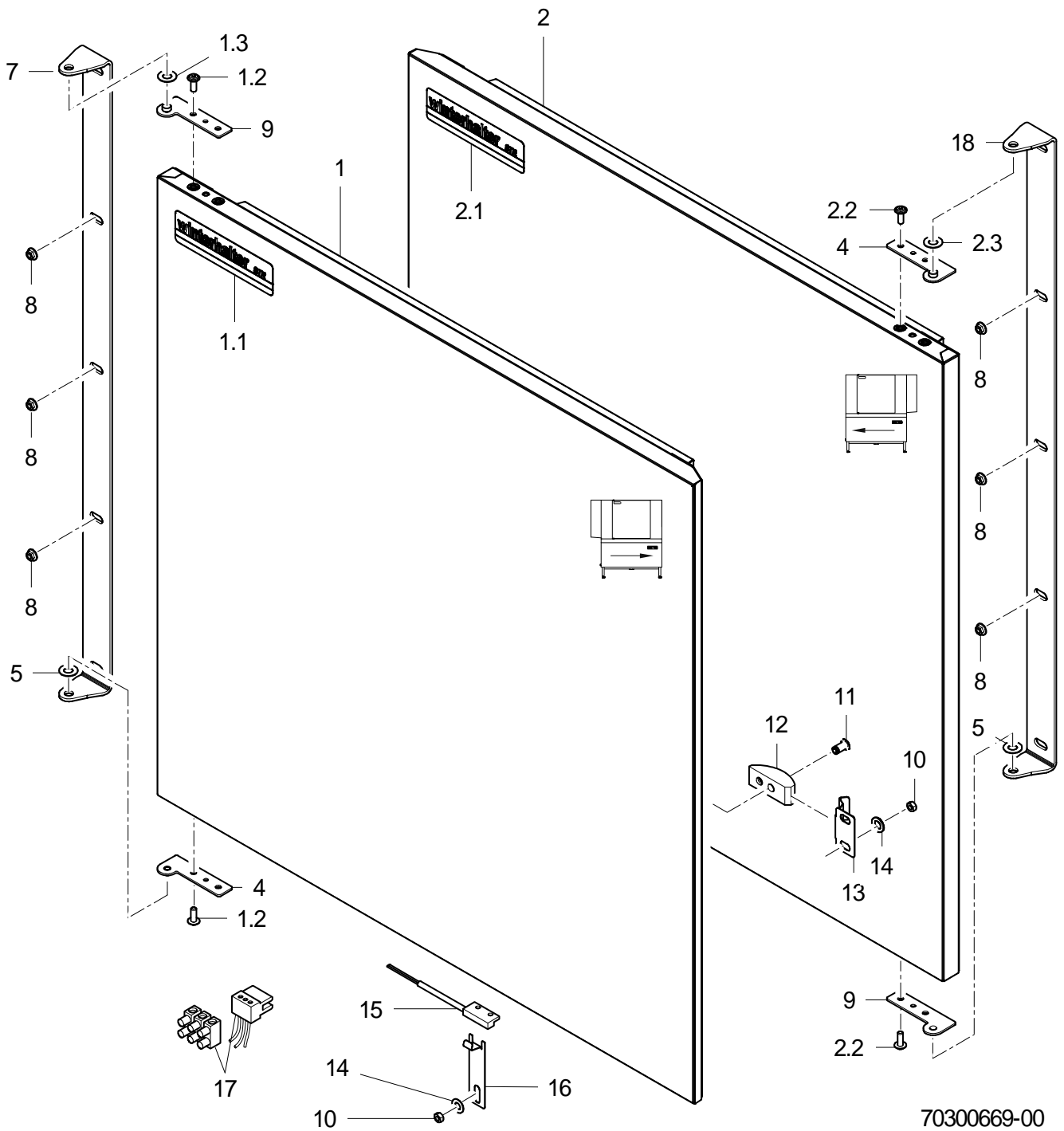
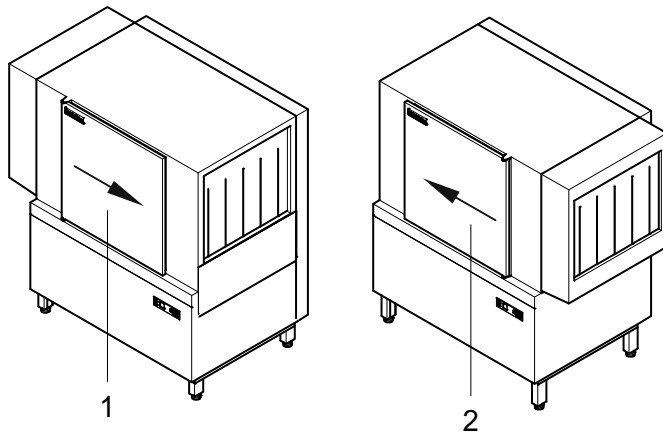
Item.	Designation	Parts no.	Pc.	Notes
1	Hexagonal nut; M20 X 1,5 X 5,0; SW27	31 10 162	4	
2	Locking screw; M20 X 1,5	30000139	4	
3	Cable gland; M50 X 1,5;26-35MM;IP68	31 10 156		
3	Cable gland; M63 X 1,5; 34 - 48 MM	31 10 157		
4	Hexagonal nut; M50 X 1,5 X 8,0; SW60	31 10 166		
4	Hexagonal nut; M63 X 1,5 X 8,0; SW75	31 10 167		
5	Hexagonal nut self securing; M5	21 05 302	2	
6	Bushing; D8 X 4; D12	70007667		
7	Slide; 1,5 X 24,8 X 80,33	70300520		
8	Clamp strap; 3,2 X 14 X 19,8	31 09 095		
9	Hexagonal nut; M6	21 01 304		
10	Terminal strip; 5-POLIG	31 09 254		
11	Terminal strip; 16-POLIG	31 09 154		
12	Hexagonal nut self securing; M4	21 05 300	4	
13	Spacer; D5,3 X D12 X 7	22 08 513	8	
14	Adjustable foot with threaded insert	61008117	4	
16	Hose nozzle; 6,25 X D15; D8,5	61004890	4	
17	800 VA transformer w/o housing; 150 X 130 X 165 (LBH)	31 15 031		Option
18	Cover plate; 1,25 X 174,4 X 410,86	70300646		Option



STR

Housing

Item.	Designation	Parts no.	Pc.	Notes
1	Dummy plug; G 3/8" X 21,4; SW10;	70004899		incl. item 1.1
1.1	O-ring; 16 X 2,5	27 07 001		
2	Dosing nipple set; M10 X 29; SW5	61005883		incl. item 2.1 - 2.2
2.1	Wire hose clamp; D8,6 X 1	28 02 348		
2.2	O-ring; 10 X 2,5	30000723		
3	End cap; D5,7 X 25,4	35 06 180		
4	Filter support; 1,25 X 370,44 X 684,2	70300109	2	
5	Bracket; 1,25 X 91 X 122,35	70300260	2	
6	Strainer; 1,20 X 583,03 X 752	70005926		
7	Hexagonal nut self securing; M5	21 05 302		
8	Washer; D5,3 X D15 X 1,2	22 05 301		
9	Ratchet nut; M5	21 01 310		
10	Elbow; 0,8 X 30 X 263,25	70300522		
11	Macro-module plug 5, 2-pole; 250V/4KV/3; 2,5MM2	31 12 091		
12	Holder; 0,8 X 19 X 65	70007658		
13	Solenoid switch; 32 X 14,9 X 6,9;1350MM	31 24 272		
15	Heating element, wash tank 5.0 kW with fuse; 400-440V, 3~, 5KW	30008058	2	STR without pre-cleaning zone
15	Heating element, wash tank 4,7/6,2 kW with fuse; 200V, 3~, 4,7KW/230V, 3~, 6,2KW	30008049	2	STR without pre-cleaning zone
15	Heating element, wash tank 5,0 kW with fuse; 230V, 3~, 5KW	30008057	2	STR without pre-cleaning zone
15	Heating element, wash tank 6.0 kW with fuse; 400-440V, 3~, 6KW	30008052	2	Cuba
15.1	O-ring; 43 X 7,0	27 07 088	2	
16	Hexagonal nut; M5	21 01 203	6	
17	Locking washer; D43 X D80 X 4,0	01 17 003	2	
18	Appliance terminal G10/4; 4-POLIG; 10QMM	31 09 227		
19	Plug block holder; 1,25 X 47,45 X 80	70007315		
20	Thermal sensor kit 1700mm	80003804		
21	Heat conducting foil with hole; 0,25 X 12 X 15	61005285		
22	Air chamber set	60003525		incl. item 22.1 - 22.2
22.1	Cable tie; 100 X 2,5	31 20 175		
22.2	Nut; D26,2 X 8,5; SW32	60004612		
23	Hose; DN5 X 1,5	40 01 024		180 mm; "By-the-metre" goods
24	Cable tie; 100 X 2,5	31 20 175		
25	Pressure transmitter; 0-30MBAR;5VDC/0,5-3,5V	31 26 044		
26	Vapour deflector plate; 1,25 X 83,46 X 660	70300874		
27	Heating element, wash tank 6.0 kW with fuse; 400-440V, 3~, 6KW	30008051	2	STR with pre-cleaning zone
27	Heating element, wash tank 6.0 kW with fuse; 200V, 3~, 6KW	30008053	2	STR with pre-cleaning zone
27	Heating element, wash tank 4,7/6,2 kW with fuse; 200V, 3~, 4,7KW/230V, 3~, 6,2KW	30008049	2	STR with pre-cleaning zone
27	Heating element, wash tank 6.0 kW with fuse; 400-440V, 3~, 6KW	30008052	2	Australia + Kuba
27.1	O-ring; 43 X 7,0	27 07 088		
30	Universal cable pressure transmitter; 3 X 0,34QMM; 1520 LG	82000120		

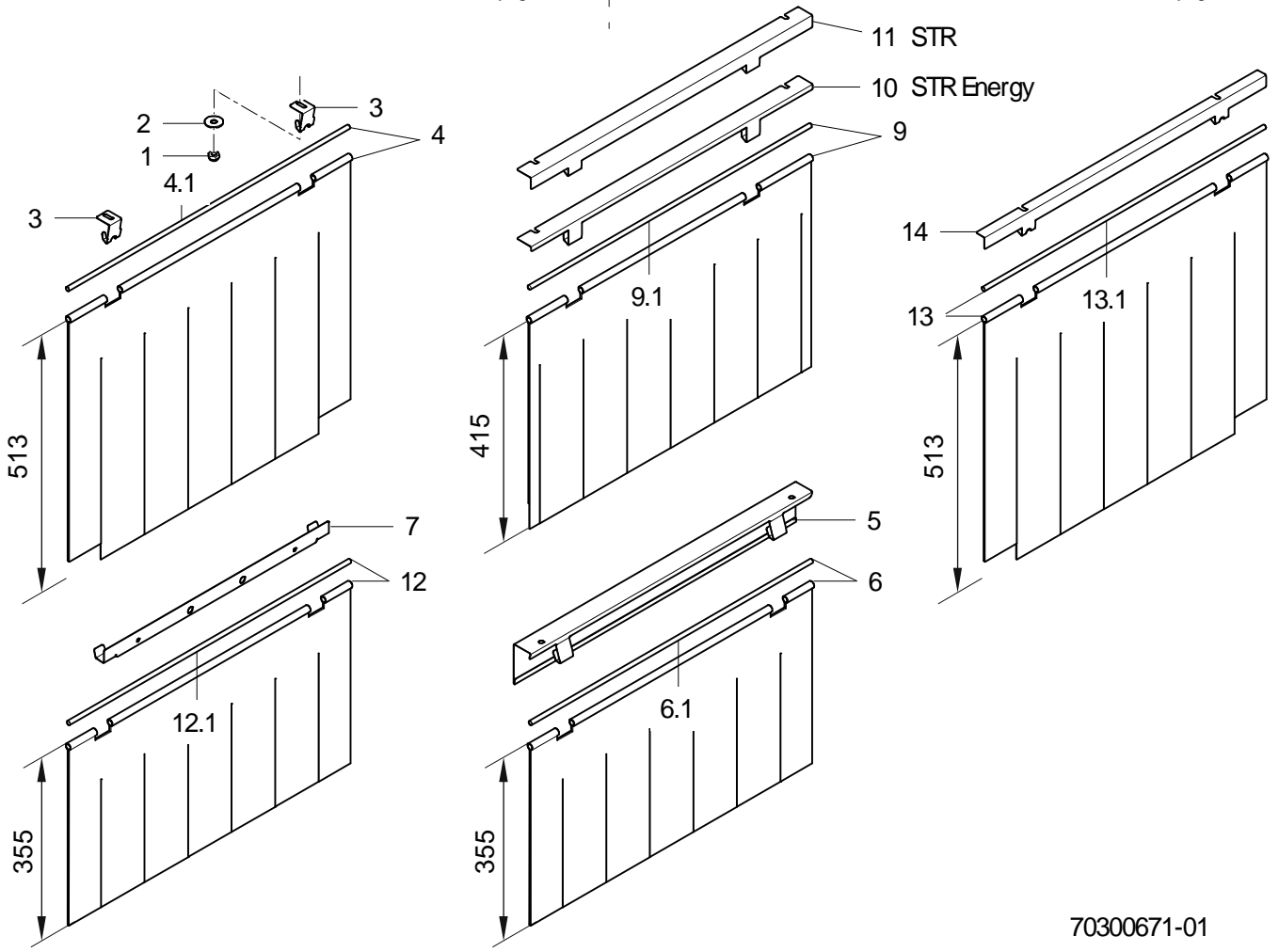
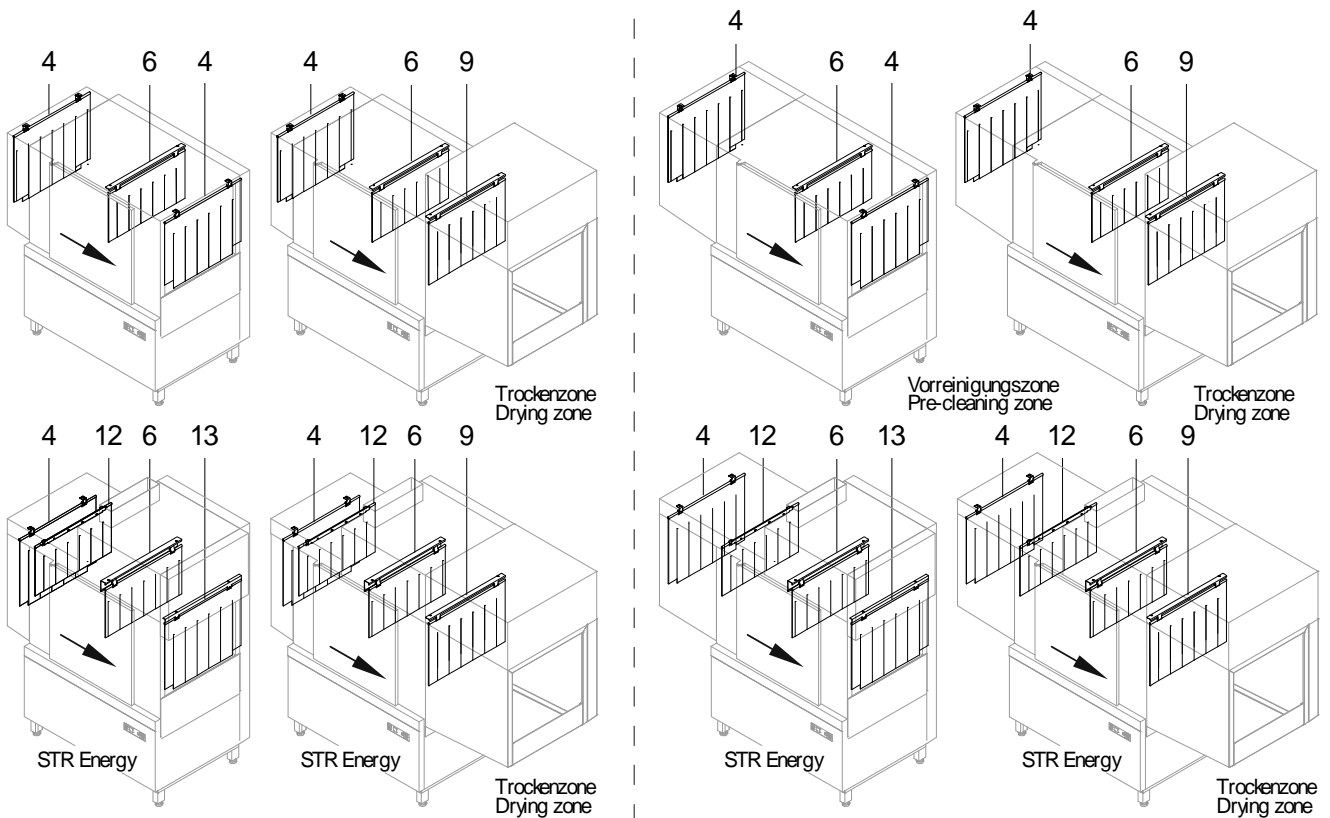


70300669-00

STR

Door

Item.	Designation	Parts no.	Pc.	Notes
1	Door L-R	70300687		incl. item 1.1 – 1.3
1.1	"Winterhalter STR" sign; 0,175 X 35 X 126	70300566		
1.2	Raised head screw with hexagon socket; M5 X 16 MIT FLANSCH	20 10 307	4	
1.3	Washer; D8,5 X D17 X 1,0	22 08 515	2	
2	Door R-L	70300688		incl. item 2.1 – 2.3
2.1	"Winterhalter STR" sign; 0,175 X 35 X 126	70300566		
2.2	Raised head screw with hexagon socket; M5 X 16 MIT FLANSCH	20 10 307	4	
2.3	Washer; D8,5 X D17 X 1,0	22 08 515	2	
4	Hinge	30000603		
7	Hinge L-R; 3,0 X 35 X 791,9	70300710		
8	Ratchet nut; M6	21 01 311	3	
9	Hinge	70006271		
10	Hexagonal nut self securing; M5	21 05 302	2	
11	Nut; M5; D11 X D7 X 15; SW3	65005474		
12	Door latch; 16,2 X 20 X 50	70300253		
13	Snapper; 1,0 X 45 X 61,26	70300254		
14	Washer; D5,3 X D15 X 1,2	22 05 301	2	
15	Solenoid switch; 32 X 14,9 X 6,9;1350MM	31 24 272		
16	Bracket; 0,8 X 19,5 X 85,34	70300505		
17	Macro-module plug repair kit (3-pole; RAST 2,5)	30000198		3-pole
18	Hinge R-L; 3,0 X 35 X 791,9	70300711		

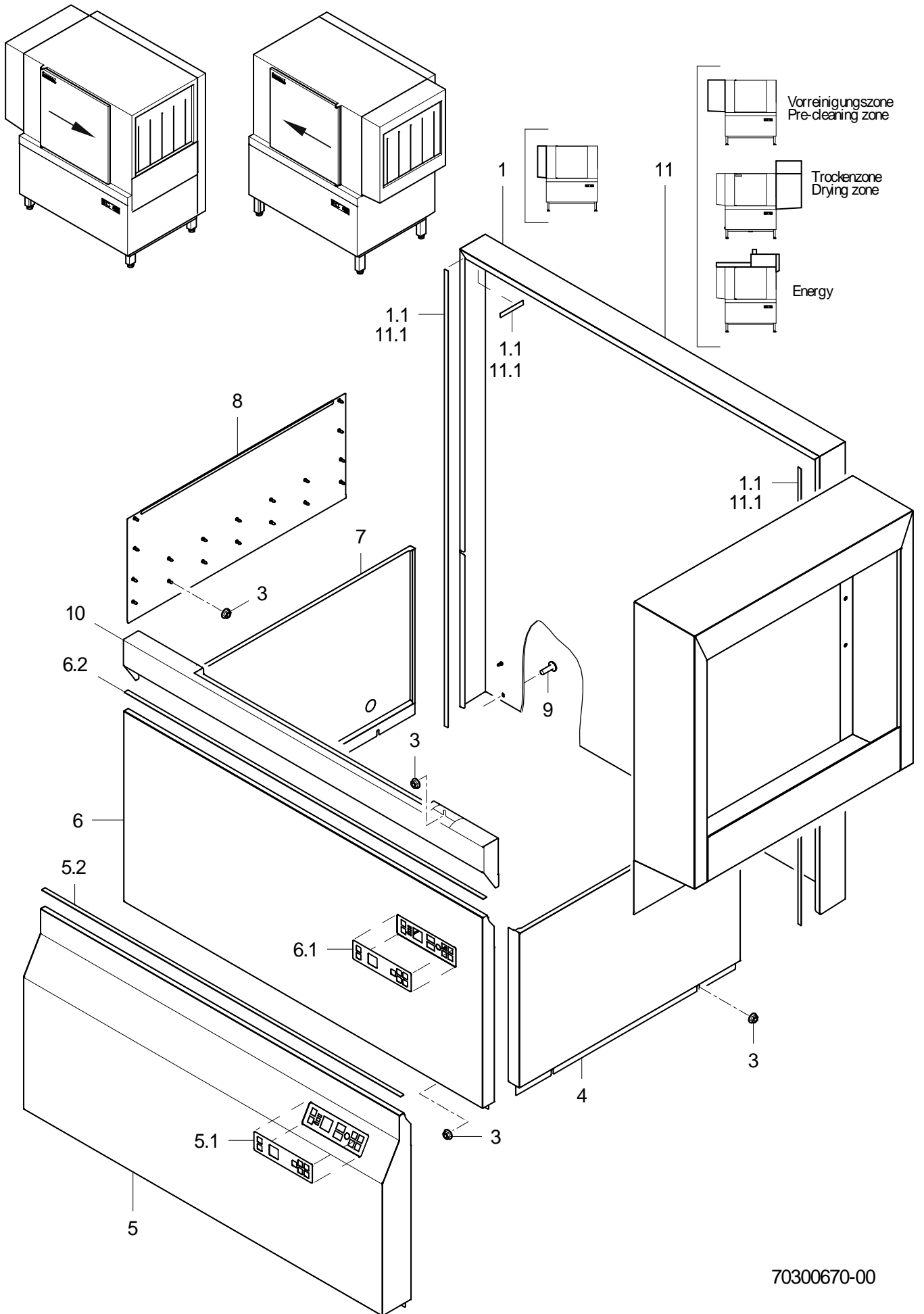


70300671-01

STR

Curtains

Item.	Designation	Parts no.	Pc.	Notes
1	Hexagonal nut self securing; M5	21 05 302		
2	Washer; D5,3 X D15 X 1,2	22 05 301		
3	Retainer; 1,5 X 54,65 X 89,15	70300519		
4	Curtain; 513 X 646 (0.63 INCH)	70007240		incl. item 4.1
4.1	Curtain rail; D8 X 646	70007241		
5	Curtain rail; 1,25 X 198,81 X 646	70300925		
6	Curtain; 355 X 646 (0.63 INCH)	70008044		incl. item 6.1
6.1	Curtain rail; D8 X 646	70007241		
7	Retainer; 1,5 X 56,53 X 516	70300596		
9.1	Curtain rail; D8 X 646	70007241		
9	Curtain; 355 X 646 (0.63 INCH)	70008044		up to machine no.: 1074352
9	Curtain; 415 X 646 (0.63 INCH)	71002010		from machine no.: 1074353
10	Curtain rail; 1,25 X 198,81 X 646	70300925		up to machine no.: 1074352
10	Curtain rail; 1,25 X 94,02 X 646	70011442		from machine no.: 1074353
11	Curtain rail; 1,25 X 198,81 X 646	70300925		up to machine no.: 1074352
11	Curtain rail; 1,25 X 94,02 X 646	70011440		from machine no.: 1074353
12	Curtain; 355 X 646 (0.63 INCH)	70008044		
12.1	Curtain rail; D8 X 646	70007241		
13	Curtain; 513 X 646 (0.63 INCH)	70007240		
13.1	Curtain rail; D8 X 646	70007241		
14	Curtain rail; 1,25 X 81,02 X 646	70300906		

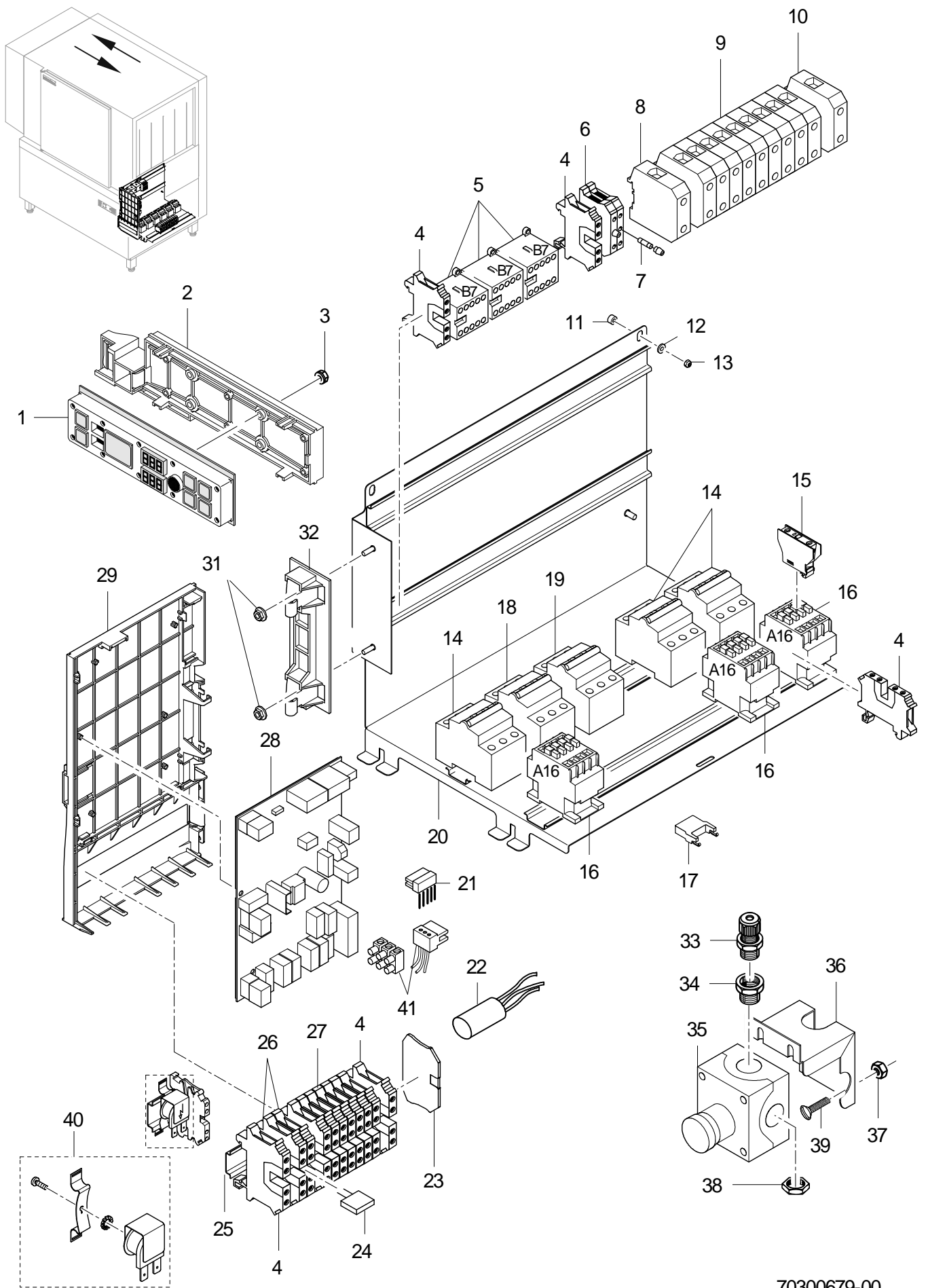


70300670-00

STR

Panelling (Main wash zone)

Item.	Designation	Parts no.	Pc.	Notes
1	Rear wall covering	70300689		incl. item 1.1
1.1	Sealing tape; 9 X 2 X 10000	30001091		1 roll = 10 m
3	Ratchet nut; M5	21 01 310		
4	Panel right	70300116		
5	Housing panel, front steam	70300617		incl. item 5.1 – 5.2
5.1	"STR operating panel" plate; 0,175 X 50 X 180	31 24 280		
5.2	Sealing tape; 9 X 2 X 10000	30001091		1 roll = 10 m
6	Housing panel, front	70300618		incl. item 6.1 - 6.2
6.1	"STR operating panel" plate; 0,175 X 50 X 180	31 24 280		
6.2	Sealing tape; 9 X 2 X 10000	30001091		1 roll = 10 m
7	Panel left	70300119		
8	End plate	70300118		installed on the left-hand or right-hand side
9	Raised head screw with flange; M5 X 12 MIT FLANSCH	20 10 006	3	
10	Water channel	70300089		
11	Rear wall covering	30000451		STR Energy
11.1	Sealing tape; 9 X 2 X 10000	30001091		1 roll = 10 m

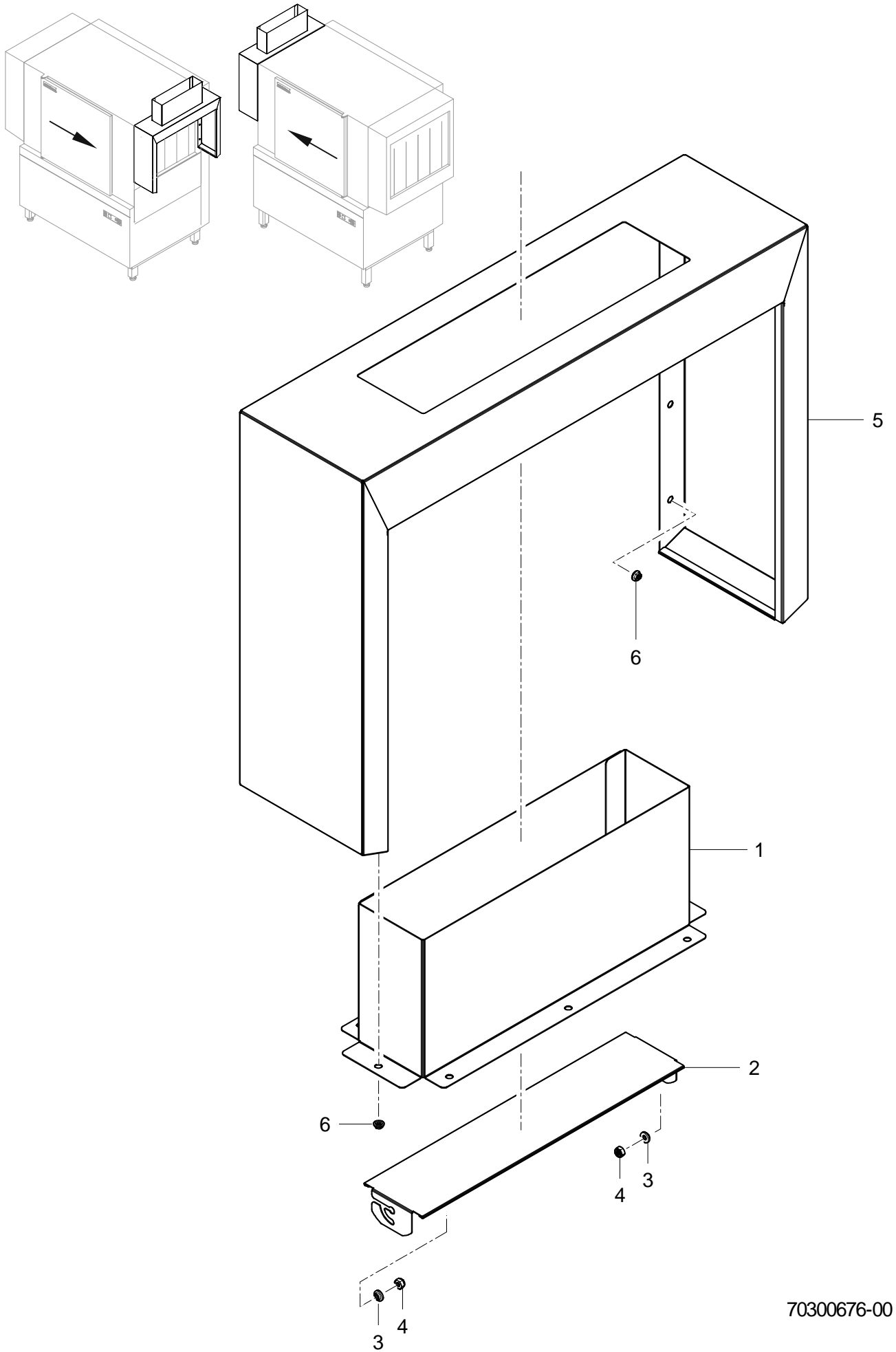


70300679-00

STR

Electric parts

Item.	Designation	Parts no.	Pc.	Notes
1	Operating panel; 25 X 55 X 210	31 24 222		
2	Support for operating panel	60003350		
3	Nut-and-washer assembly; M3	21 01 312	4	
4	UT 4-Quattro, potential earth, double terminal; GRÜN/GELB	31 09 272		
5	Contactor B7:3H 1 N/C contact; 220-255V/50-60HZ	31 04 154		
5	Contactor B7:3H 1 N/C contact; 200V/50-60HZ	31 04 171		Japan
6	Fuse terminal; 10 A	31 09 149	2	
7	Fine fuse, medium time lag; 250V; 4,0A; 5 X 20	31 11 123	2	
8	Universal terminal block, UK 35, blue	31 09 173		
9	Universal terminal block, grey; UK 35	31 09 172		triangle switched, heated electrically
9	High current terminal block UKH 50	31 09 280		star switched, heated electrically
9	Universal terminal block, grey; UK 35	31 09 172		steam heated
10	Protective conductor terminal USLKG 35	31 09 174		triangle switched, heated electrically
10	Protective conductor terminal USLKG 50	31 09 284		star switched, heated electrically
10	Protective conductor terminal USLKG 35	31 09 174		steam heated
11	Spacer; D5,3 X D12 X 7	22 08 513	2	
12	Washer; D5,3 X D12 X 0,8	22 02 313		
13	Hexagonal nut self securing; M5	21 05 302	2	
14	Circuit breaker; 3-POLIG; 25A-C	31 11 311		
15	Auxiliary switch, 1 N/O contact	31 04 166		
16	Contactor AF16; 100-250V/50-60HZ AC/DC; 7,5KW	30000861		
17	RC element; 250V	31 13 166		
18	Circuit breaker; 3-POLIG, 16A-K	31 11 316		
19	Circuit breaker; 3-POLIG; 6A-K	31 11 317		
20	Mounting plate	70300380		
21	Bus cable set	65005466		
22	Radio interference suppression capacitor; 0,27MF + 2 X 27000PF	31 13 078		
23	Cover; D-UT 2,5/4-QUATTRO	31 09 279		
24	Fixed bridge; 2-POLIG; FBS 2-6	31 09 276		
25	Snap-on rail; 1,0 X 35 X 185	60003244		
26	Blue UT 4-Quattro, double terminal; BLAU	31 09 271		
27	UT 4-Quattro double terminal; GRAU	31 09 270		
28	STR/STF program control	70300599		
29	Assembly plate	60003660		
31	Ratchet nut; M5	21 01 310	2	
32	Hinge	70300139		
33	PG9 cable gland; PG9; 4-8 MM; IP68	31 10 042		
34	Reducing ring; M20 X 1,5/M16 X 1,5	31 10 178		
35	"Emergency stop" button	31 24 244		
36	Holder for Emergency Stop; 1,5 X 112 X 178	70005621		
37	Hexagonal nut self securing; M4	21 05 300		
38	Hexagonal nut; M20 X 1,5 X 5,0; SW27	31 10 162		
39	Countersunk screw; M4 X 12	20 10 312		
40	Set of acoustical level indicators; WPS MAX. VORHANDEN	55 28 283		
41	Macro-module plug repair kit (3-pole; RAST 2,5)	30000198		3-pole

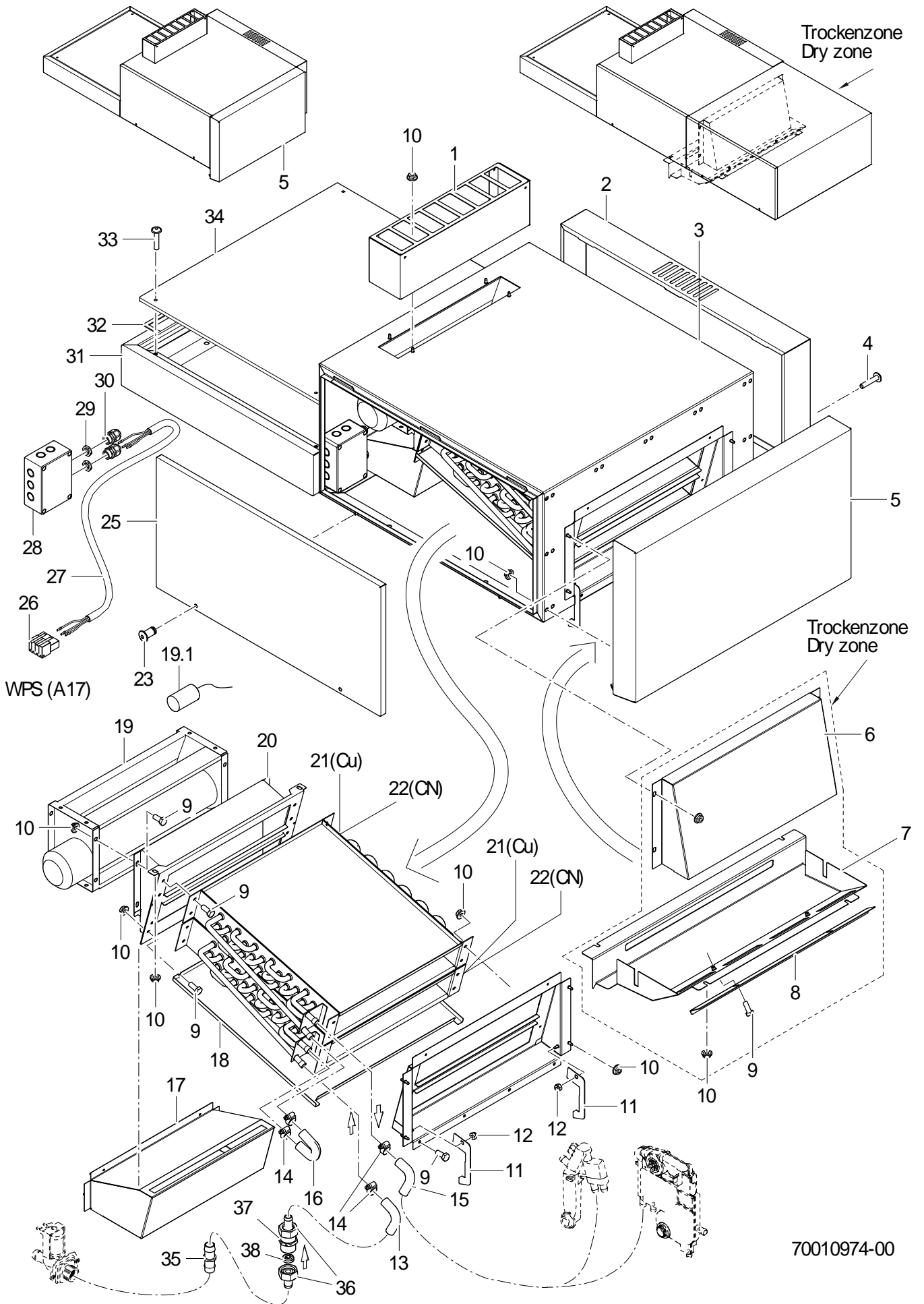


70300676-00

STR

Vapour extraction

Item.	Designation	Parts no.	Pc.	Notes
1	Vapour extraction connecting piece	70300145		
2	Shutter; 1,25 X 102,6 X 472,2	70300148		
3	Bushing; D8 X 4; D12	70007667		
4	Hexagonal nut self securing; M5	21 05 302		
5	Frame	70300327		
6	Ratchet nut; M5	21 01 310		

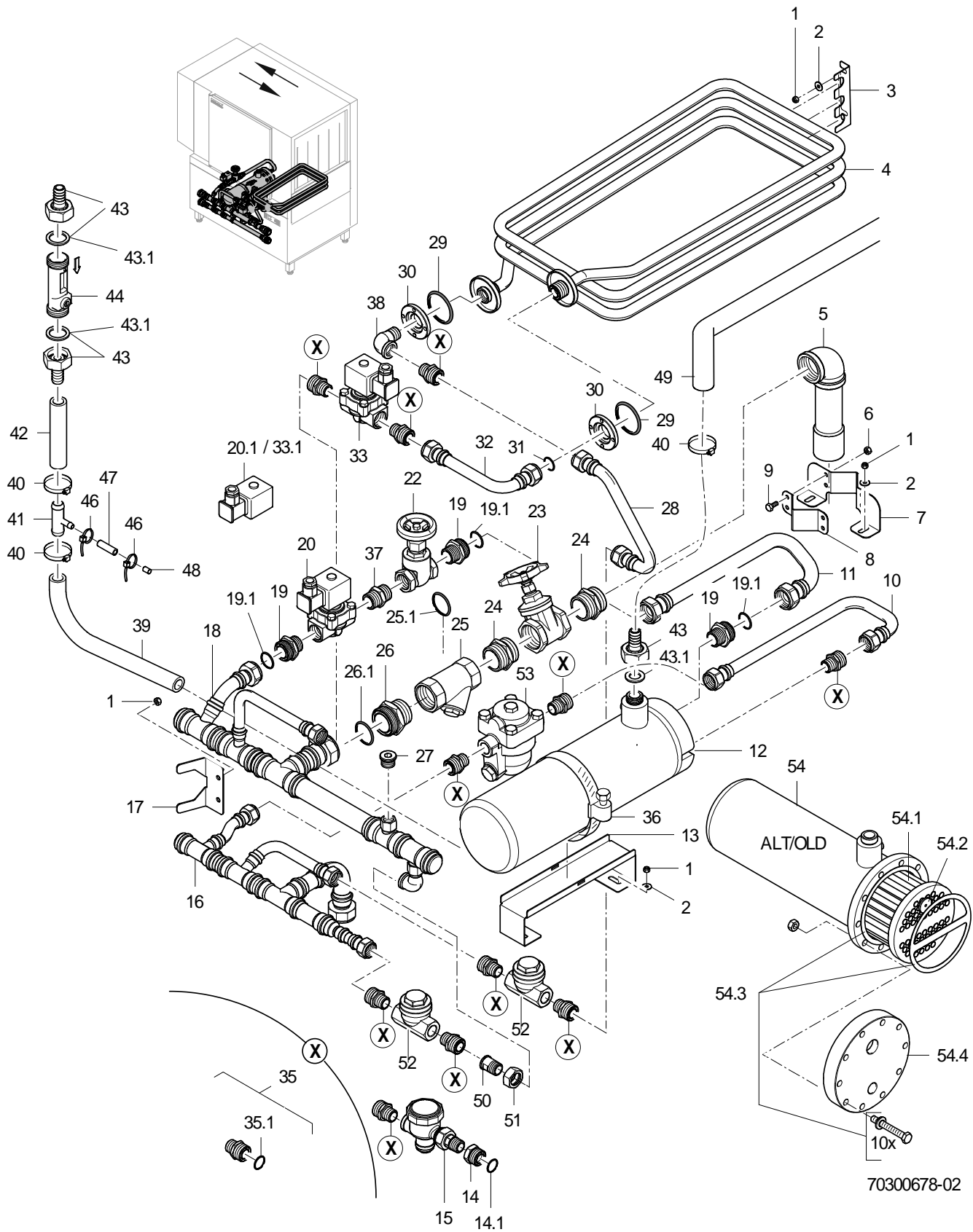


70010974-00

STR

Energy (Option)

Item.	Designation	Parts no.	Pc.	Notes
1	Vapour extraction connecting piece	70300862		
2	Cover	70011033		
3	Housing cpl.	70300852		
4	Raised head screw with hexagon socket; M5 X 16 MIT FLANSCH	20 10 307	2	
5	Frame	70300905		
6	Suction channel; 0,8 X 270 X 677,75	70300922		Machine with dry zone
7	Air baffle	70300888		Machine with dry zone
8	Slide; 1,25 X 42,35 X 550	70010453		Machine with dry zone
9	Hexagon screw; M5 X 12; A70	30012713		
10	Ratchet nut; M5	21 01 310		
11	Metal sheet; 1,25 X 54,33 X 126,9	70300921	2	Machine without dry zone
12	Hexagonal nut self securing; M5	21 05 302	2	
13	Hose elbow 90°; DN12,5 X 4,0;30 X 1080	61005784		
14	Hose clamp; D12-22 X 9	30000711		
15	Hose elbow; DN12,5 X 4,0	40 03 051		
16	Hose bend; DN13 X 4,0	40 03 053		
17	Baffle plate	70300895		
18	Trough; 0,8 X 470,6 X 476,1	70300860		
19	Cross flow fan	30000760		
19.1	Capacitor; 5 MIKRO F	31 13 034		
20	Flange	70300917		
21	Heat exchanger - Copper	80003791	2	
22	Heat exchanger - stainless steel	80003792	2	
23	Nut; M5; D11 X D7 X 15; SW3	65005474	2	
25	Cover	70008509		
26	Macro-module plug 5, 2-pole; 250V/4KV/3; 2,5MM2	31 12 091		
27	Cable, Energy fan; 3 G 7,5QMM, 4750 LG	65005571		
28	15-pos. terminal block box; 130 X 94 X 57; IP 66	31 18 097		
29	Hex nut; M16 X 1,5 X 5,0; SW22	31 10 161	2	
30	Cable gland; M16 X 1,5; 5,0-10MM; SW20; IP68	31 10 151	2	
31	Frame	70300898		STR without pre-cleaning zone
31	Frame	70300996		STR with pre-cleaning zone
32	Adhesive tape; 9 BREIT;2 DICK X 10000	48 03 022		1 roll = 10 m
33	Lens head screw with hexagon socket; M5 X 25 MIT FLANSCH	20 10 372	2	
34	Cover; 0,8 X 603 X 652	70300897		STR without pre-cleaning zone
34	Cover; 0,8 X 652 X 905	70301008		STR with pre-cleaning zone
35	Hose socket; D13 X D13	29 06 509		
36	Hose coupling; R 3/4" X 1/2"	60002453	2	
37	DOUBLE NIPPLE; G 3/4" X 40; SW30	80002167		
38	Flow control; 6 L/MIN +-15%; BLAU	30000461		



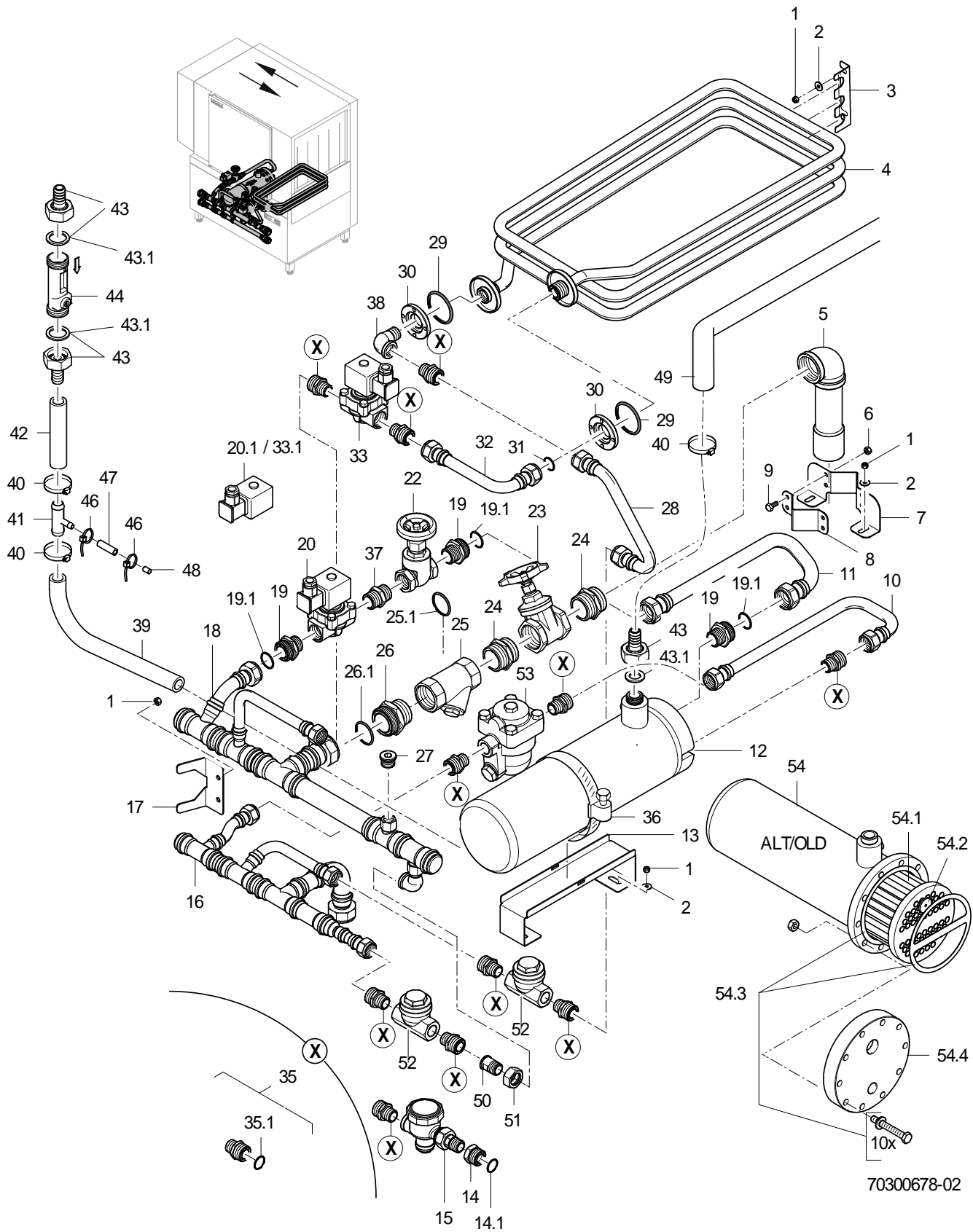
70300678-02

STR

Steam heating

Item.	Designation	Parts no.	Pc.	Notes
1	Hexagonal nut self securing; M5	21 05 302		
2	Washer; D5,3 X D15 X 1,2	22 05 301		
3	Support bracket; 1,5 X 53,3 X 113	70009689		
4	Steam coil	70009613		
5	Steam pipe elbow	70009918		
6	Hexagonal nut; M6	21 05 304	4	
7	Pipe support; 1,5 X 88,33 X 181,62	70009786		
8	Clamp; 1,5 X 40 X 121,62	70009770		
9	Hexagon screw; M6 X 12; A70	20 01 321	4	
10	Condensate drain elbow	70009765		up to machine no.: 840 212
10	Condensate drain elbow	70010434		from machine no.: 840 213
11	Boiler pipe elbow	70009763		
12	COUNTERFLOW HEAT EXCHANGER; 425 X D129	70011080		
13	Boiler support; 1,5 X 81,66 X 428,31	70009685		
14	Reducing nipple; G 1/2" X G 3/4"; SW27	70300681		incl. item 14.1
14.1	O-ring; 18 X 2,5 (18,2 X 2,6)	27 07 077		
15	Rapid condensate drain; R 1/2"	30000730		up to machine no.: 840 212
16	Condensate drain pipe	70300455		up to machine no.: 840 212
16	Condensate drain pipe	70300811		from machine no.: 840 213
17	Pipe support; 1,5 X 92,5 X 96,5	70009895		
18	Steam distributor pipe	70300458		up to machine no.: 840 212
18	Steam distributor pipe	70300810		from machine no.: 840 213
19	Double nipple; G 1" X R 3/4"; SW36	70300682		incl. item 19.1
19.1	O-ring; 22,2 X 3,1	27 07 089		
20	2/2-Way solenoid valve; G3/4";230-240V;50-60HZ	31 06 167		incl. item 20.1
20.1	Coil; 220V/50HZ	31 06 147		
20	2/2-Way solenoid valve; R3/4"; 220-230V; 60HZ	31 06 240		incl. item 20.1
20.1	Coil; 220V/60HZ	31 06 149		
20	2/2-Way solenoid valve; R3/4"; 200V; 50HZ	31 06 241		incl. item 20.1
20.1	Coil; 200V/50HZ	31 06 156		
20	2/2-Way solenoid valve; R3/4"; 200V; 60HZ	31 06 242		incl. item 20.1
20.1	Coil; 200V/60HZ	31 06 157		

For missing items, see next page

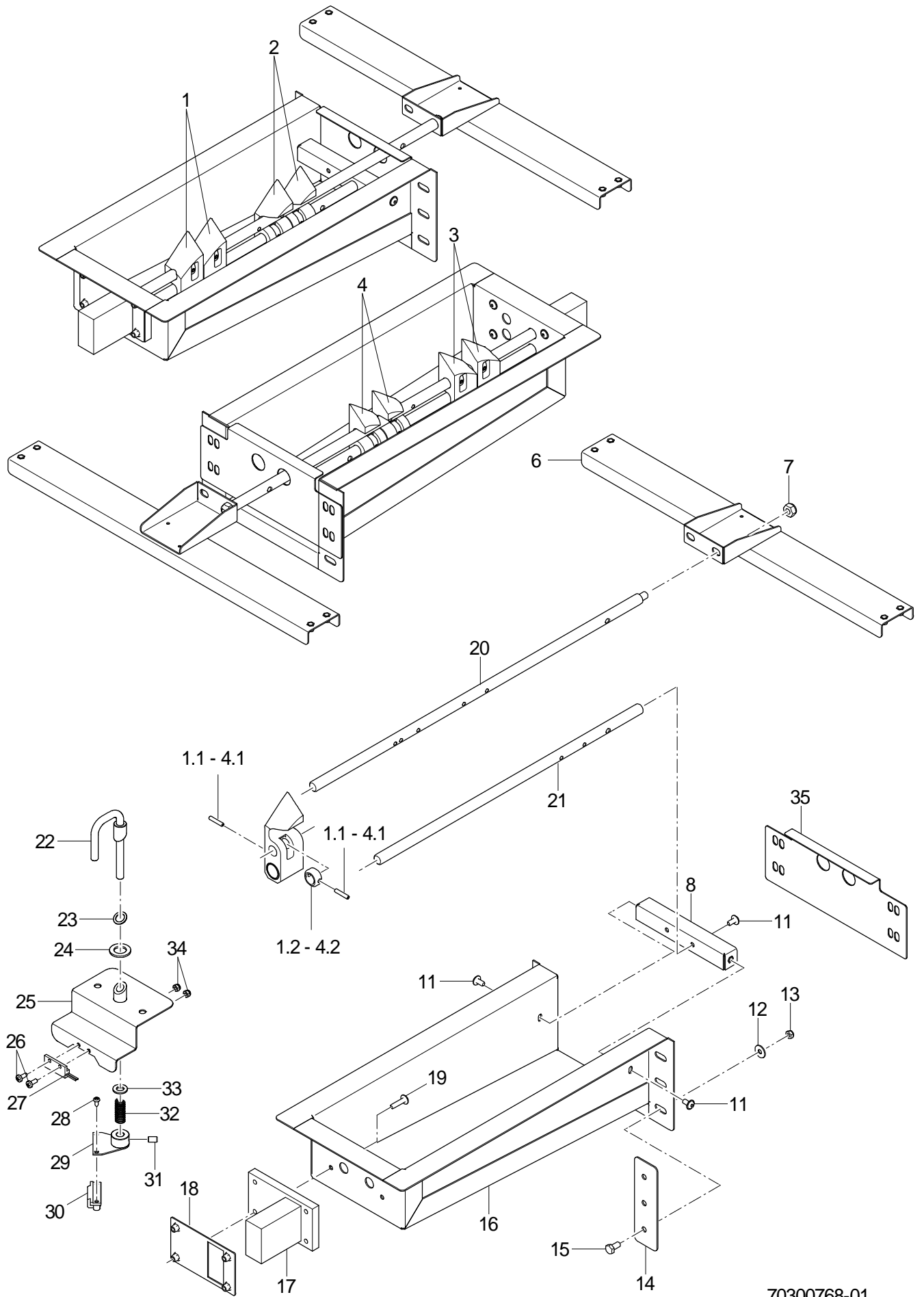


70300678-02

STR

Steam heating

Item.	Designation	Parts no.	Pc.	Notes
22	Gate valve; G 3/4"	29 01 318		
23	Gate valve; 1 1/4"	29 01 319		
24	Double nipple; R 1 1/4", SW46	70009912		
25	Dirt trap with viton seal; R 1 1/4" X 100	30000291		incl. item 25.1
25.1	O-ring; 30 X 3	30000281		
26	Double nipple; G 1 1/2" X R 1 1/4";	70300680		incl. item 26.1
26.1	O-ring; 35,4 X 3,25	27 07 090		
27	Screw plug; G 1/2"	30 08 303		
28	Condensate drain elbow	70300451		
29	O-ring; 43 X 7,0	27 07 088	2	
30	Centring pressure plate; G 3/4" X 12, D59	70009508	2	
31	O-ring; 18 X 2,5 (18,2 X 2,6)	27 07 077		
32	Steam pipe elbow	70300453		
33	2/2-Way solenoid valve; R1/2";230-240V;50-60HZ	31 06 143		incl. item 33.1
33.1	Coil; 220V/50HZ	31 06 147		
33	2/2-Way solenoid valve; R1/2"; 220-230V; 60HZ	31 06 237		incl. item 33.1
33.1	Coil; 220V/60HZ	31 06 149		
33	2/2-Way solenoid valve; R1/2"; 200V; 50HZ	31 06 238		incl. item 33.1
33.1	Coil; 200V/50HZ	31 06 156		
33	2/2-Way solenoid valve; R1/2"; 200V; 60HZ	31 06 239		incl. item 33.1
33.1	Coil; 200V/60HZ	31 06 157		
35	Reducing nipple; G 3/4" X R 1/2"; SW27	70005633		incl. item 35.1
35.1	O-ring; 18 X 2,5 (18,2 X 2,6)	27 07 077		
36	Hose clamp; D50-145 X 12	28 02 008		
37	Hexagonal double nipple; R 3/4" X 40; SW30	30 11 021		
38	Elbow; G 1/2"	30 02 301		
39	Hose; DN12,5 X 3,5; 520	62003092		
40	Hose clamp; D12-22 X 9	30000711	4	
41	Hose T-connecting piece; D15 X D15 X D10	70010599		
42	Industrial hose; DN13 X 3,5	40 02 035		80 mm; "By-the-metre" goods
43	Hose coupling; R 3/4" X 1/2"	60002453		
43.1	Gasket; D16 X D24 X 3,0	83001022		
44	Flow regulator; 2 - 8 L/MIN	70011176		
46	Cable tie; 100 X 2,5	31 20 175	2	
47	Hose; DN5 X 1,5	40 01 024		60 mm; "By-the-metre" goods
48	Bolt; D6 X 30	70200383		
49	Hose elbow 90°; DN12,5 X 4,0;30 X 1080	61005784		
50	Screwed nipples R 1/2"; D24 X 30; SW19	70010563		from machine no.: 840 213
51	Coupling nut	70010558		from machine no.: 840 213
52	Thermostatic steam trap; 1/2"	29 03 012	3	from machine no.: 840 213
53	Steam trap; R 1/2" DRUCKSTUFE 5	29 03 013		from machine no.: 840 213
54	Counterflow heat exchanger	70009590		replaced by 70011080
54.1	Calorifier tube nest	70009594		replaced by 70011080
54.2	Cascade orifice	70009948		
54.3	KIT GASKETS STEAM BOILER	30000713		
54.4	Connection flange	70009593		



70300768-01

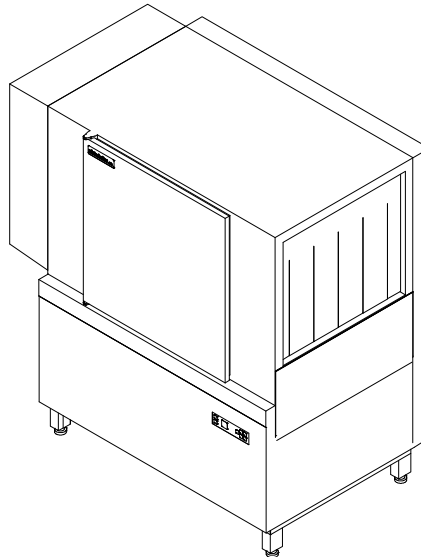
STR

Corner entry

Item.	Designation	Parts no.	Pc.	Notes
1	Upper swivel cam, L-R	70010488	2	incl. item 1.1 - 1.2
1.1	Spring dowel pin; D4 X 20; FORM A	26 08 305	2	
1.2	Collar; D20 X 10	70010150		
2	Lower swivel cam, L-R	70010489	2	incl. item 2.1 - 2.2
2.1	Spring dowel pin; D4 X 20; FORM A	26 08 305	2	
2.2	Collar; D20 X 10	70010150		
3	Upper swivel cam, R-L	70010490	2	incl. item 3.1 - 3.2
3.1	Spring dowel pin; D4 X 20; FORM A	26 08 305	2	
3.2	Collar; D20 X 10	70010150		
4	Lower swivel cam, R-L	70010491	2	incl. item 4.1 - 4.2
4.1	Spring dowel pin; D4 X 20; FORM A	26 08 305	2	
4.2	Collar; D20 X 10	70010150		
6	Cross member	70300430		
7	Hexagonal nut; M8	21 05 306		
8	Support angle	70300605		
11	Hexagon screw; M5 X 12; A70	30012713	3	
12	Washer; D6,4 X D18 X 1,6	22 05 302	6	
13	Hexagonal nut; M6	21 05 304	6	
14	Cascade orifice; 1,5 X 35 X 113	70010282		
15	Hexagon screw; M6 X 16; A70	20 01 306	6	
16	Tray	70010235		
17	Bracket; 57 X 72 X 100	70010248		
18	Pressure plate	70010247		
19	Lens head screw with hexagon socket; M5 X 25 MIT FLANSCH	20 10 372	4	
20	Cam tension rod; M8 X 521	70010243		
21	Cam rod; D12 X 410	70010240		
22	Switch lever	75203516		
23	Washer; D10,5 X D15,5 X 1,0	31 20 199		
24	Gasket; D14 X D23,5 X 2,0	27 01 028		
25	Holder	75203519		
26	Raised head screw; M4 X 12; ANTRIEB TORX 20	30000931	2	
27	Solenoid switch; 32 X 14,9 X 6,9;7000LG	31 24 276		
28	Sheet metal screw; ST 3,5 X 9,5	20 20 305	2	
29	Magnet holder	75203522		
30	Magnet holder; 12,9 X 15 X 40	61006243		incl. magnet
31	Grub screw; M6 X 8	20 30 304		
32	Pressure spring	75203962		
33	Washer; D8,4 X D17 X 1,6	22 01 303		
34	Hexagonal nut self securing; M4	21 05 300	2	
35	Metal sheet; 1,25 X 100,85 X 200	70300827		

Spare parts list

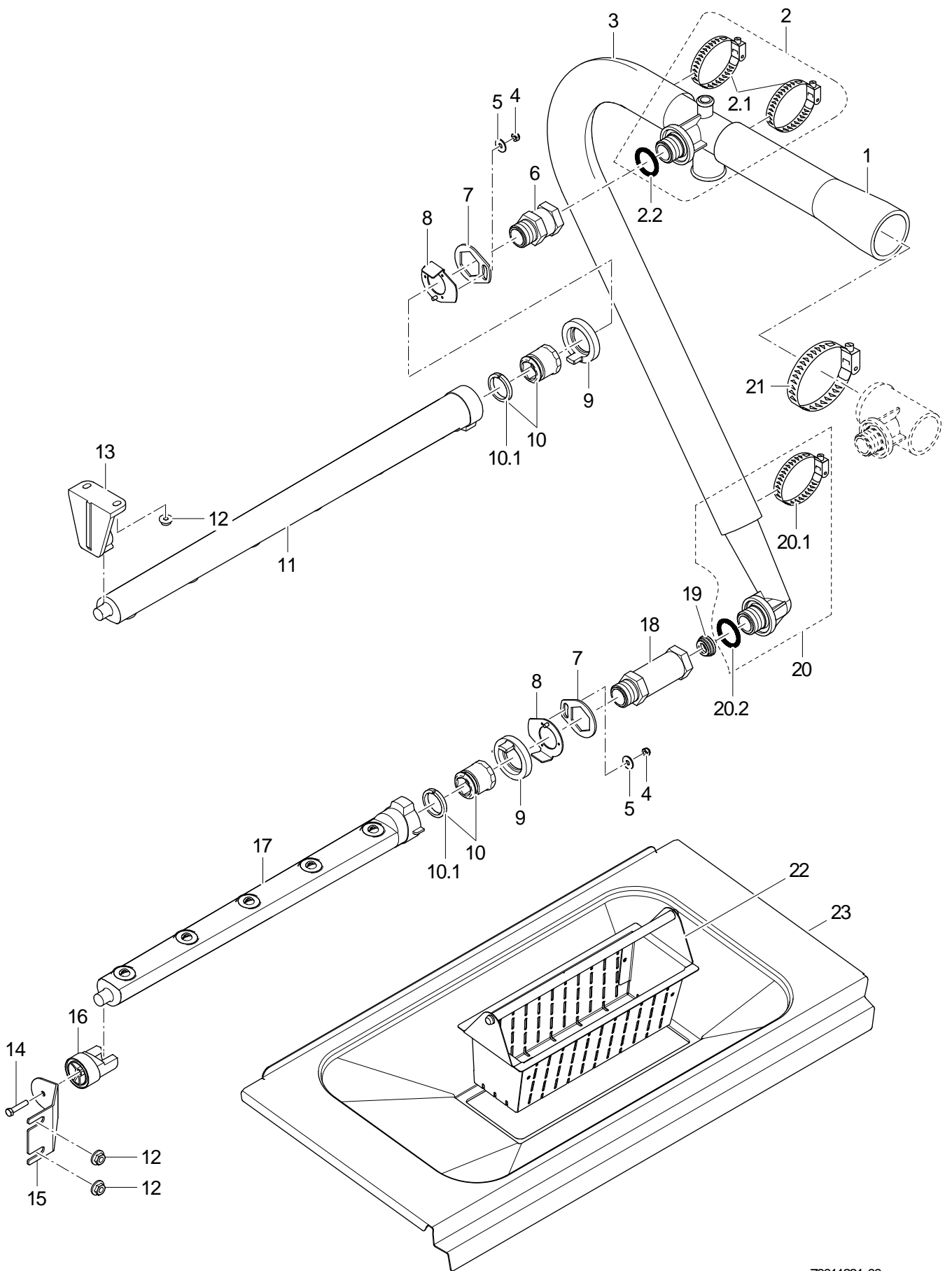
STR Pre-cleaning zone



Contents

Wash system
Rack guide
Push bars
Panelling

Page 1 - 2
Page 3 - 4
Page 5 - 6
Page 7 - 8

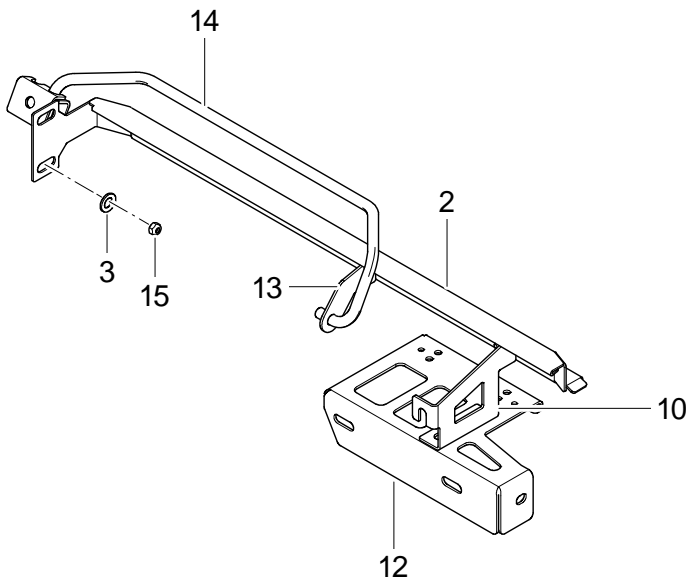
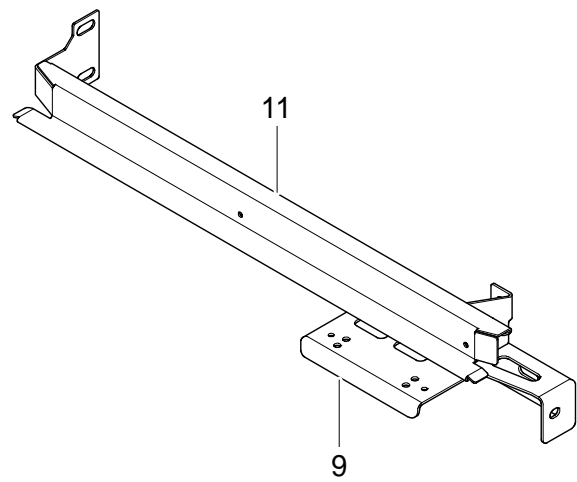
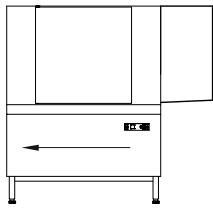
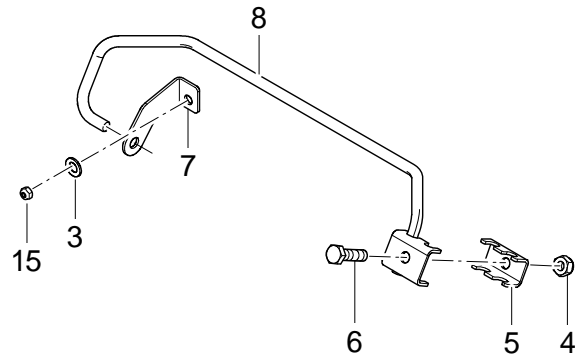
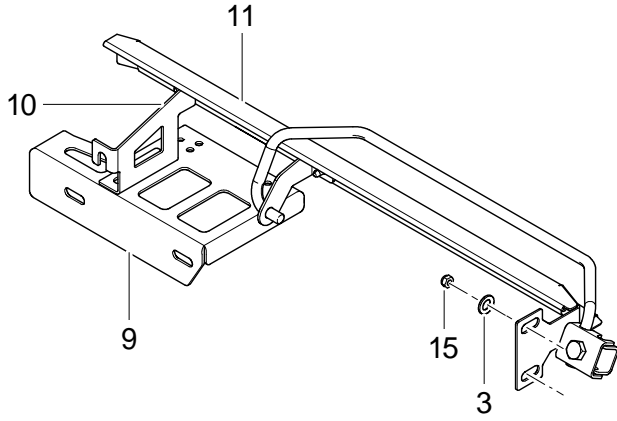
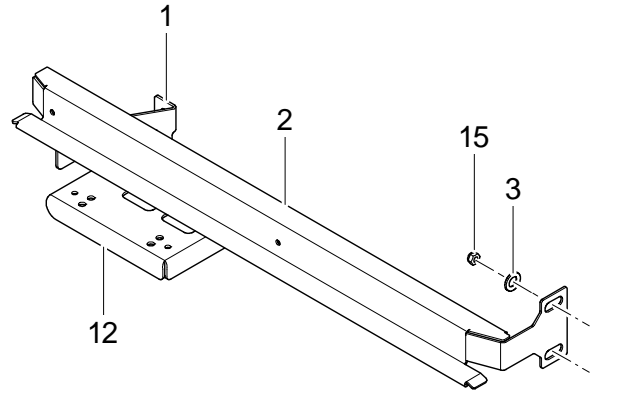
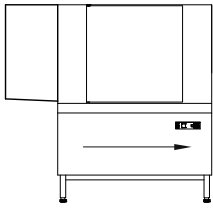


70011331-00

STR Pre-cleaning zone

Wash system

Item.	Designation	Parts no.	Pc.	Notes
1	Moulded hose; DN38 X DN49 X 5,0; 245 LG	70011066		
2	Wash distributor, T-piece	70004633		
2.1	Hose clamp; D32-52 X 12	28 02 110	2	
2.2	O-ring; 43 X 7,0	27 07 088		
3	Moulded hose; DN38 X 5,0	70011067		
4	Hexagonal nut self securing; M5	21 05 302		
5	Washer; D5,3 X D15 X 1,2	22 05 301		
6	Extension piece; RD26X1/8X 53; SW32	71001455		
7	Adjusting disc; 2,0 X 50 X 59	70011103		
8	Adjusting disc	70011445	2	
9	Locking ring; D49 X 19,5	60002652	2	
10	Locking nut	60002785	2	
10.1	Seal ring; D26 X D32,5 X 5,0	70009122		
11	Wash arm with 6 jets; 568 LG	30002022		
12	Ratchet nut; M5	21 01 310		
13	Snapper; 31 X 64 X 67	70007673		
14	Lens head screw with hexagon socket; M5 X 35 MIT FLANSCH	20 10 007		
15	Wash arm holder; 2,0 X 60 X 126,1	70011035		
16	Wash arm holder; D36 X 45,5	61004969		
17	Wash arm with 5 jets; 472 LG	30002021		
18	Extension piece; RD26X1/8X95,50; SW32	70003085		
19	Restrictor; D11 X D23,2 X 9,0	70006466		
20	Manifold elbow	60002786		
20.1	Hose clamp; D32-52 X 12	28 02 110		
20.2	O-ring; 29,5 X 4,5	27 07 008		
21	Hose clamp; D50-70 x 12	30001243		
22	Filter cassette	70300988		
23	Filter	70300982		

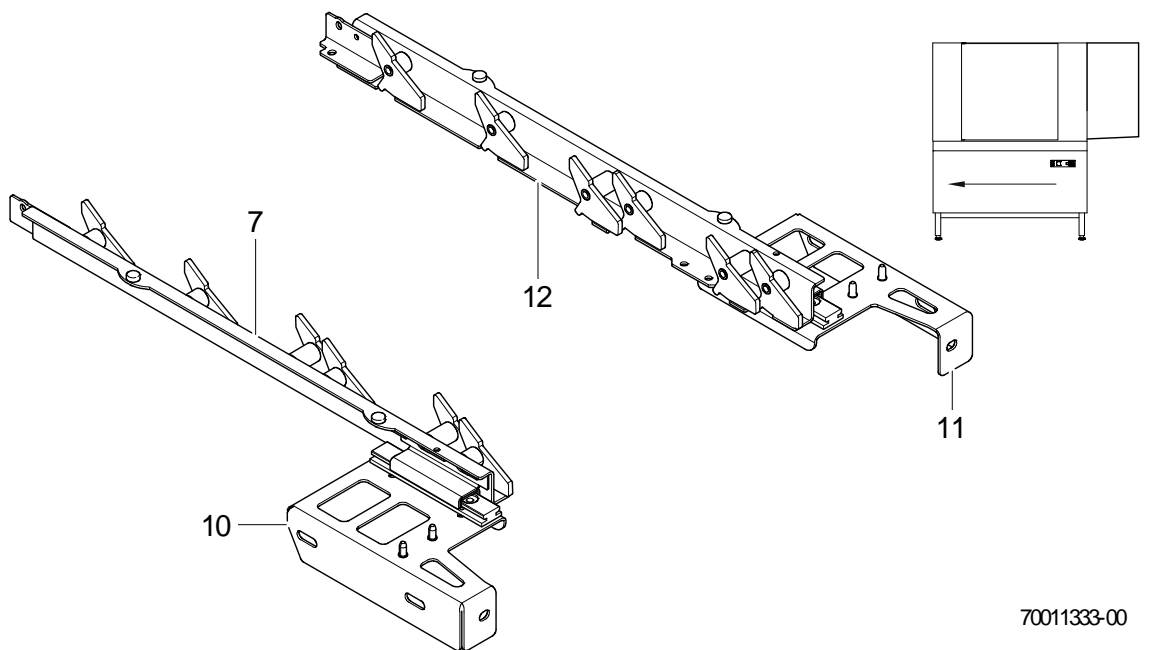
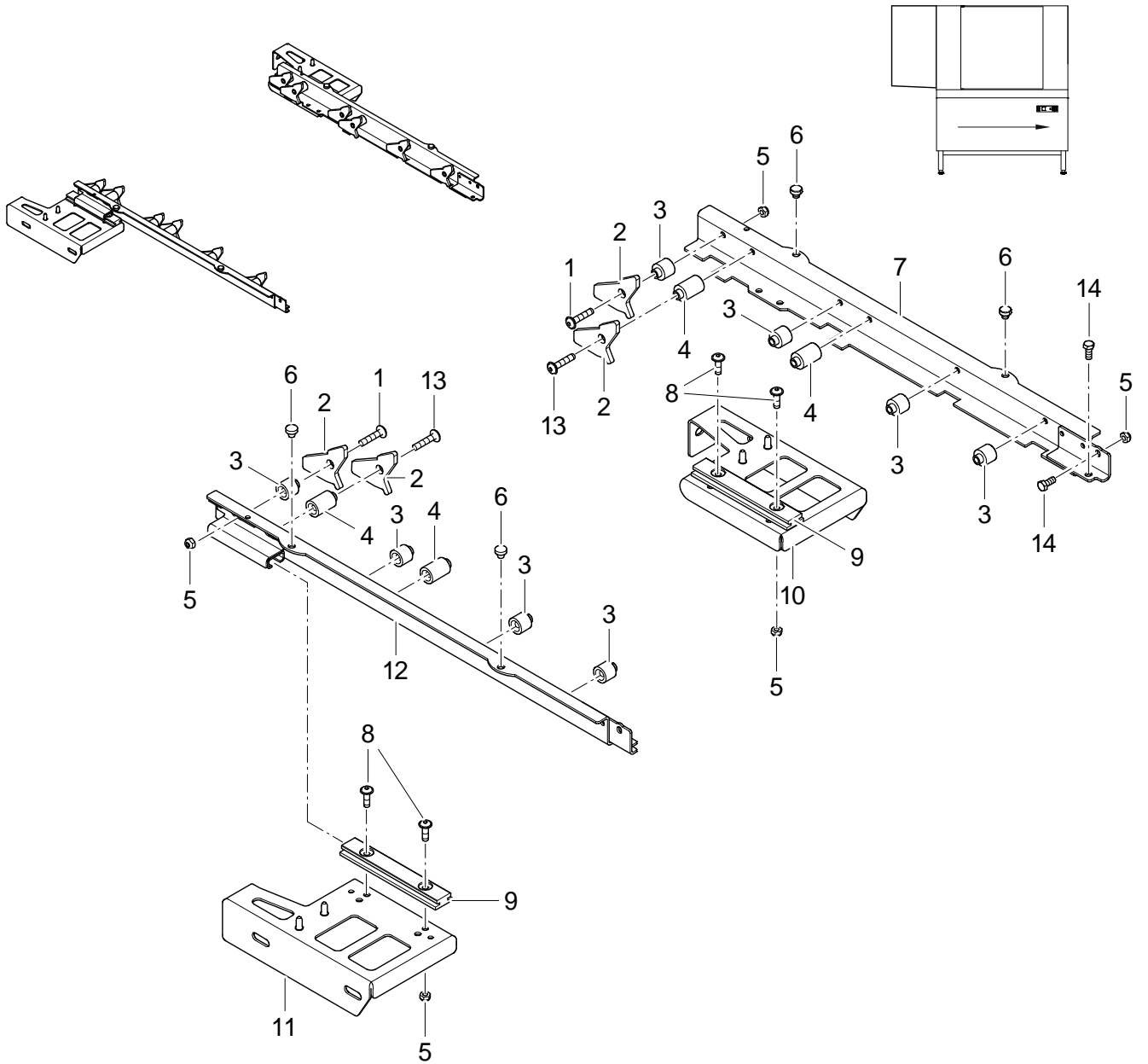


70011332-00

STR Pre-cleaning zone

Rack guide

Item.	Designation	Parts no.	Pc.	Notes
1	Console; 2,0 X 84 X 111,5	70300718		
2	Rack guide	70300947		
3	Hexagonal nut self securing; M5	21 05 302		
4	Hexagonal nut; M8	21 05 306		
5	Clamping plate; 2,0 X 36 X 45,57	70011037		
6	Hexagon screw; M8 X 30; A70	20 01 304		
7	Left mount; 2,0 X 44,6 X 74,29	70300169		
8	Switch lever L-R	70011041		
9	Junction plate	70300970		
10	Console; 2,0 X 84 X 121,5	70300719		
11	Rack guide	70300944		
12	Junction plate	70300967		
13	Right mount; 2,0 X 44,6 X 74,29	70300170		
14	Switch lever R-L	70011038		
15	Washer; D5,3 X D15 X 1,2	22 05 301		

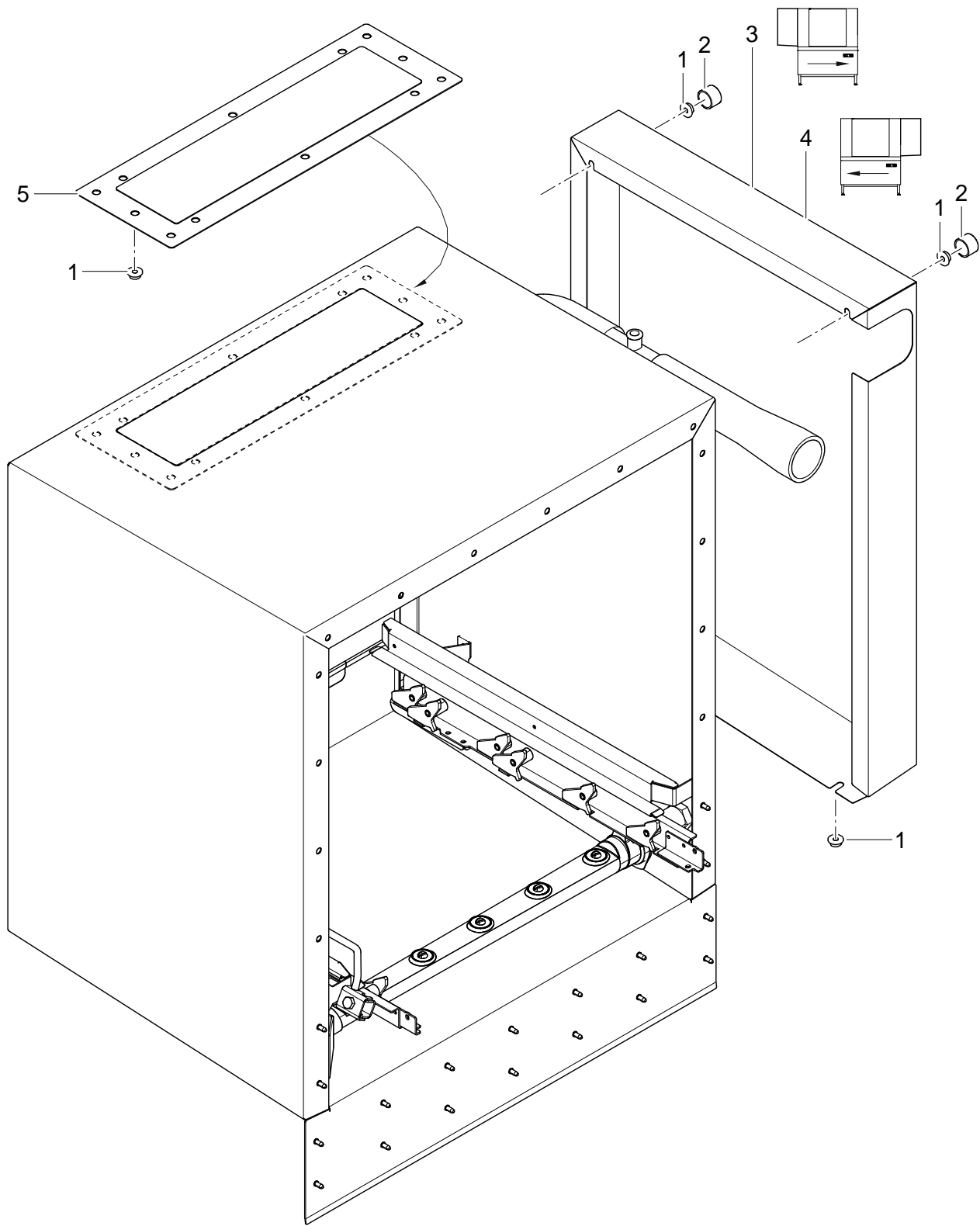


70011333-00

STR Pre-cleaning zone

Push bars

Item.	Designation	Parts no.	Pc.	Notes
1	Lens head screw with hexagon socket; M5 X 25 MIT FLANSCH	20 10 372	8	
2	Ratchet; 4,0 X 46,37 X 50	70010601	12	
3	Bushing; D8 X 16,5; D15	70300185	8	
4	Bushing; D8 X 25,5; D15	70300535	4	
5	Hexagonal nut self securing; M5	21 05 302	12	
6	Bushing; D6,1 X 8,5; D10	70300528	4	
7	Connecting rod	70300952		
8	Raised head screw with hexagon socket; M5 X 16 MIT FLANSCH	20 10 307	4	
9	CF profile; 9 X 20 X 114	70300162	2	
10	Junction plate	70300967		
11	Junction plate	70300970		
12	Connecting rod	70300956		
13	Lens head screw with hexagon socket; M5 X 35 MIT FLANSCH	20 10 007	4	
14	Hexagon screw; M5 X 12; A70	30012713		



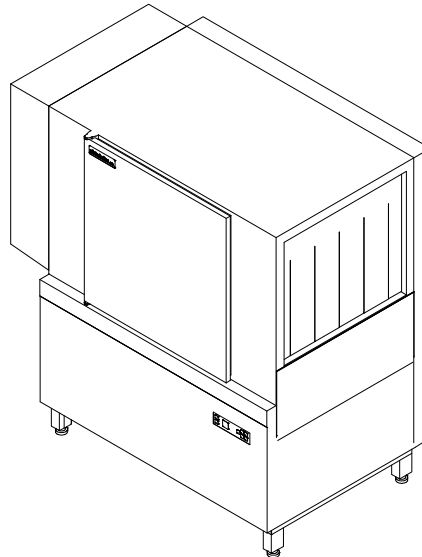
70011334-00

STR Pre-cleaning zone

Panelling

Item.	Designation	Parts no.	Pc.	Notes
1	Ratchet nut; M5	21 01 310	4	
2	Cap; D18 X D15,4 X 5	30 08 212	2	
3	Rear wall panelling R-L; 0,8 X 697 X 888,16	70300989		
4	Rear wall panelling L-R; 0,8 X 697 X 888,16	70300991		
5	Cover	70300242		

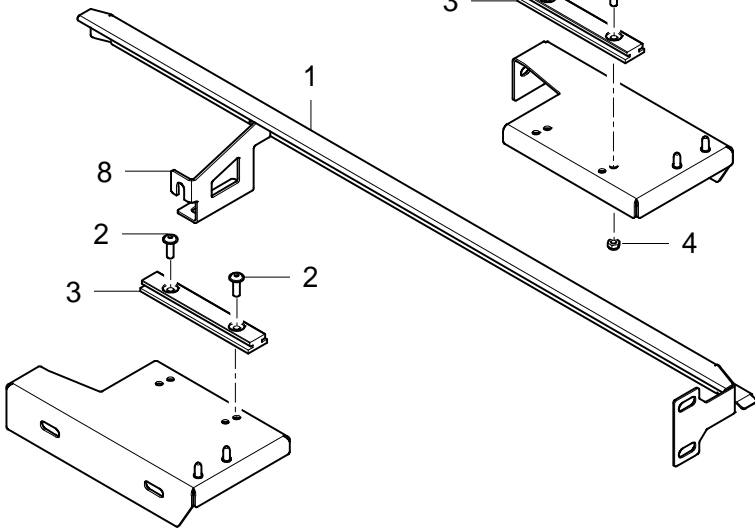
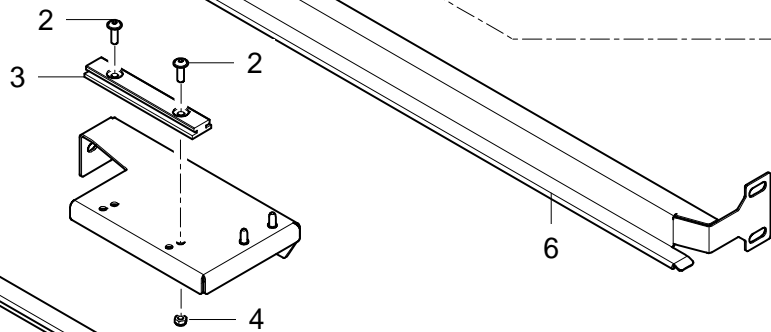
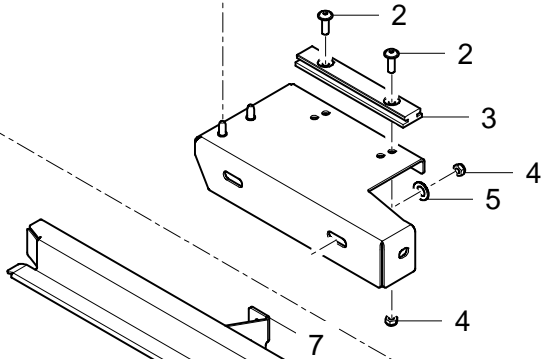
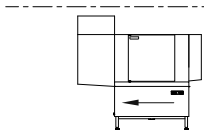
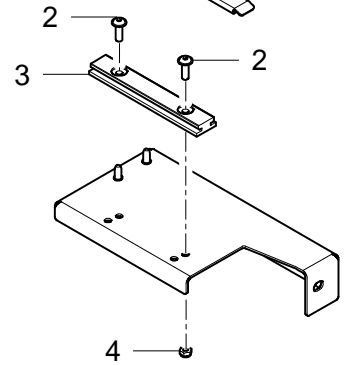
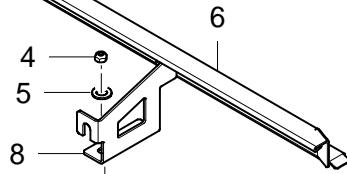
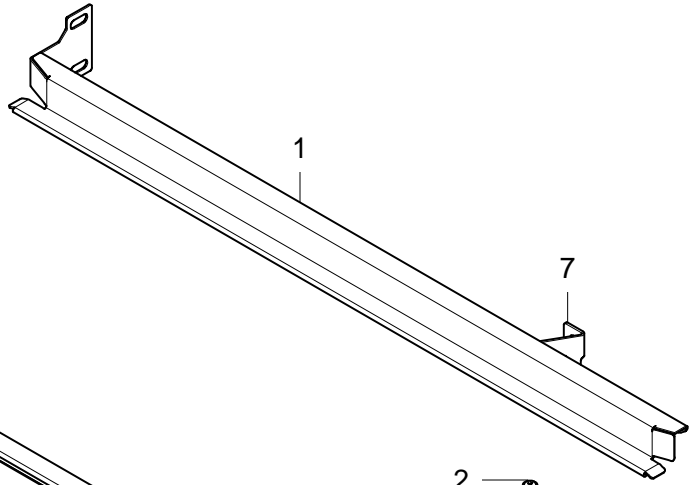
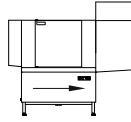
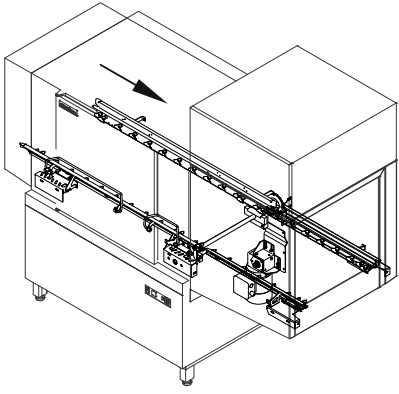
Spare parts list STR Dry zone



Contents

Rack guide
Push bars
Panelling
Blower

Page 1 - 2
Page 3 - 4
Page 5 - 6
Page 7 - 8

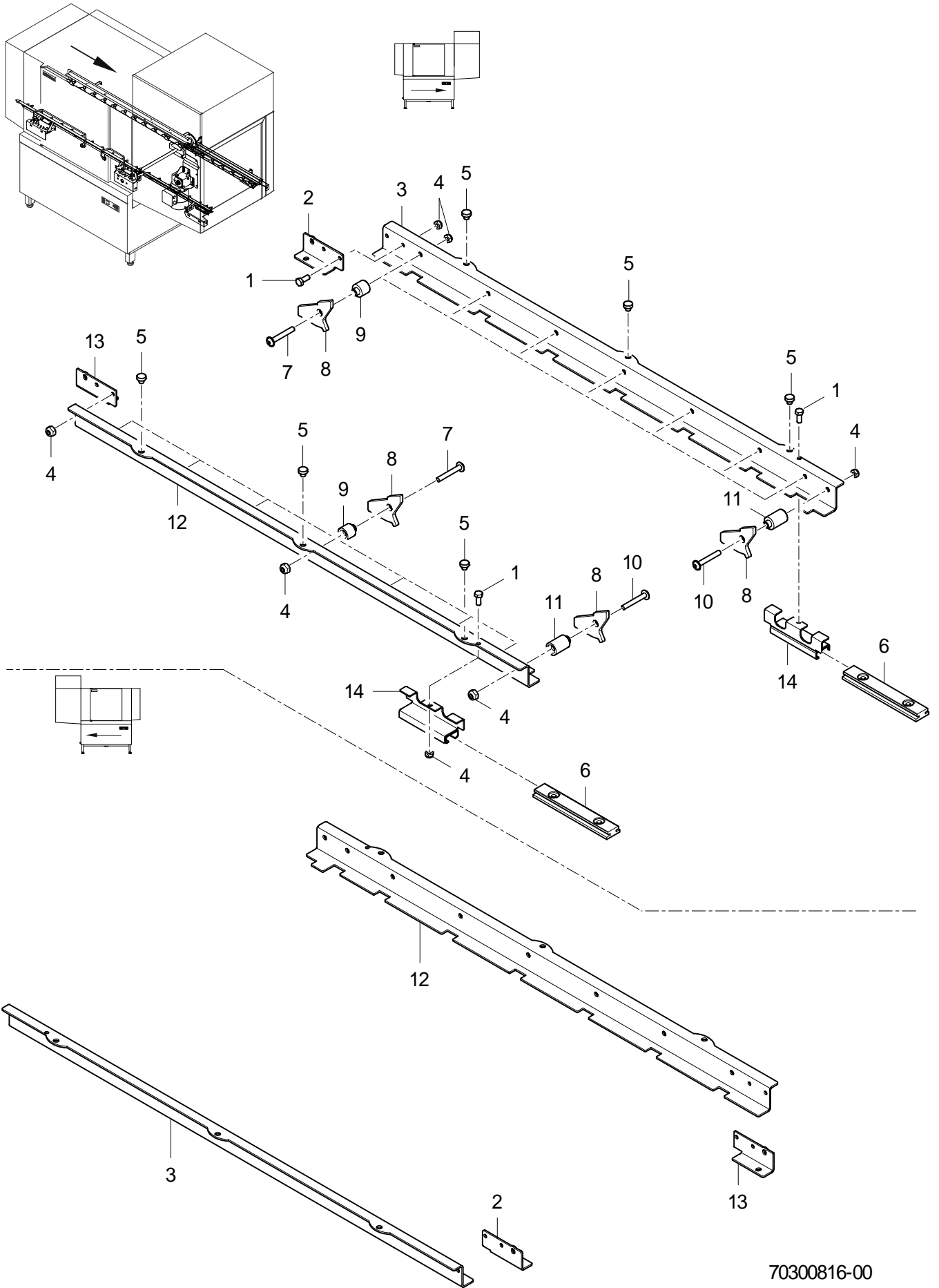


70300815-00

STR Dry zone

Rack guide

Item.	Designation	Parts no.	Pc.	Notes
1	Rack guide	70300721		
2	Raised head screw with hexagon socket; M5 X 16 MIT FLANSCH	20 10 307	4	
3	CF profile; 9 X 20 X 114	70300162	2	
4	Hexagonal nut self securing; M5	21 05 302		
5	Washer; D5,3 X D15 X 1,2	22 05 301		
6	Rack guide	70300724		
7	Console; 2,0 X 84 X 111,5	70300718		
8	Console; 2,0 X 84 X 121,5	70300719		

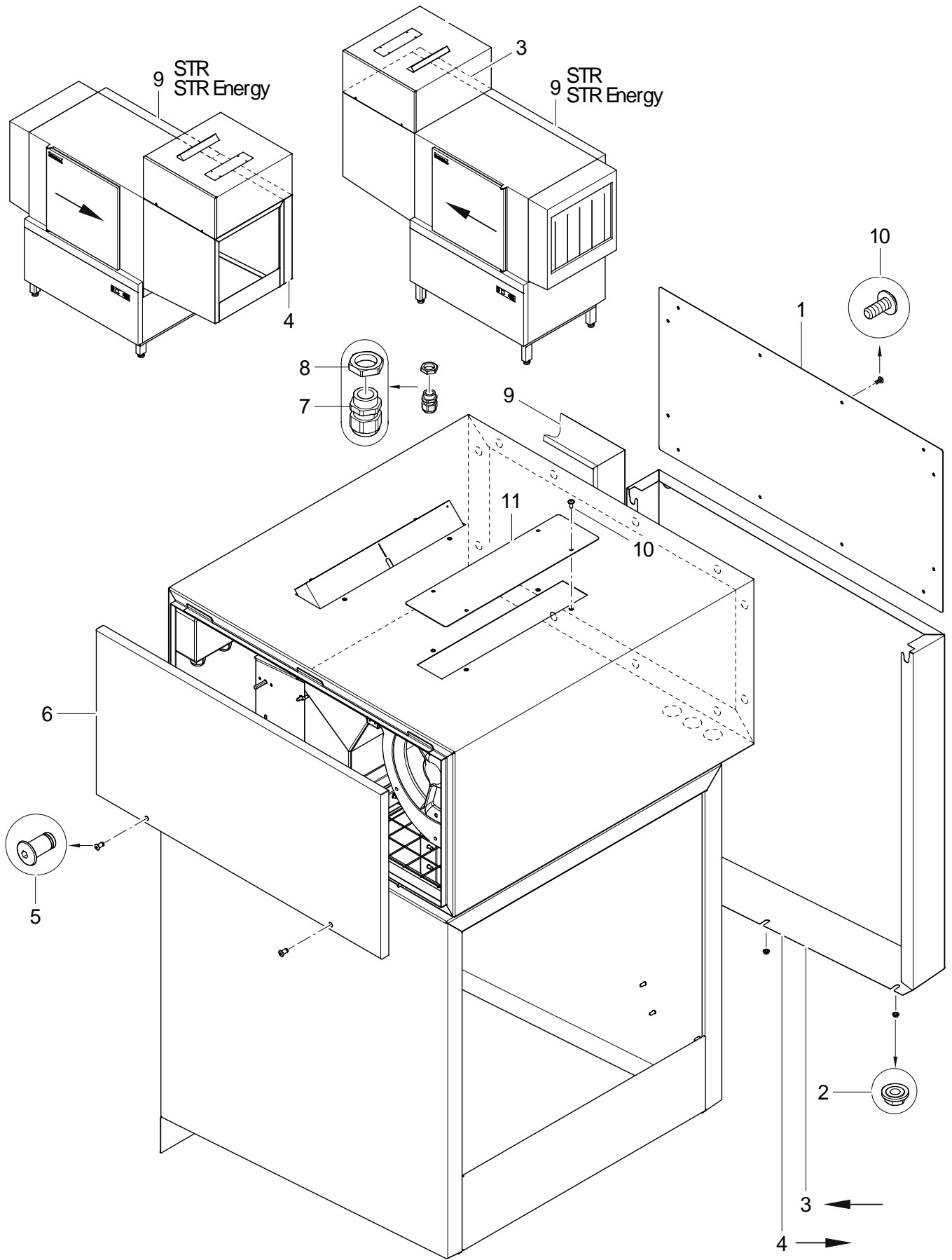


70300816-00

STR Dry zone

Push bars

Item.	Designation	Parts no.	Pc.	Notes
1	Hexagon screw; M5 X 12; A70	30012713	4	
2	Elbow; 2,0 X 39 X 60	70300707		
3	Push bar; 2,0 X 71,1 X 700	70300703		
4	Hexagonal nut self securing; M5	21 05 302		
5	Bushing; D6,1 X 8,5; D10	70300528	6	
6	CF profile; 9 X 20 X 114	70300162	2	
7	Lens head screw with hexagon socket; M5 X 25 MIT FLANSCH	20 10 372	14	
8	Ratchet; 4,0 X 46,37 X 50	70010601	16	
9	Bushing; D8 X 16,5; D15	70300185	14	
10	Lens head screw with hexagon socket; M5 X 35 MIT FLANSCH	20 10 007	2	
11	Bushing; D8 X 25,5; D15	70300535	2	
12	Push bar; 2,0 X 71,1 X 700	70300704		
13	Elbow; 2,0 X 39 X 60	70300715		
14	Elbow	70300174	2	

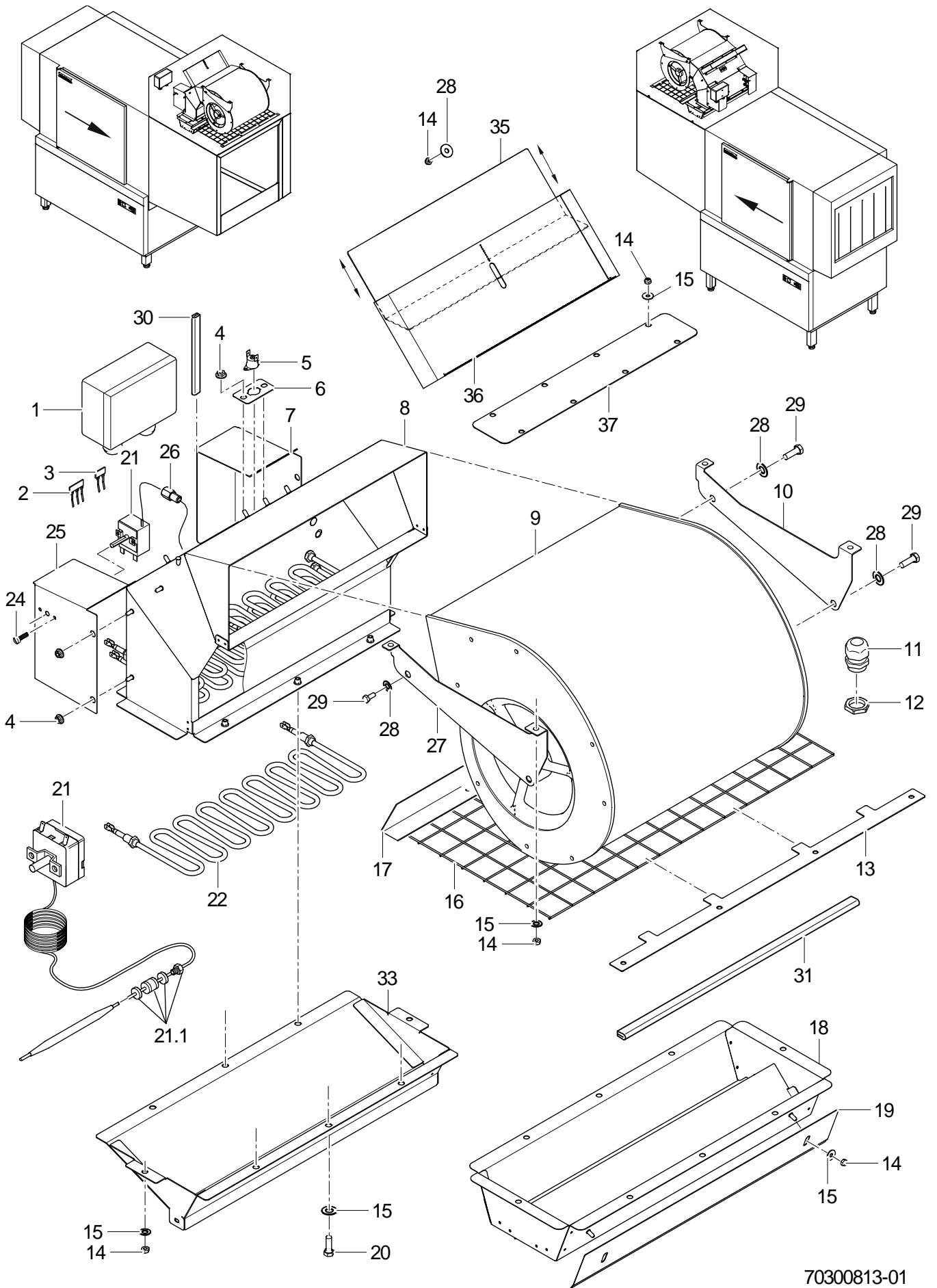


70300814-01

STR Dry zone

Panelling

Item.	Designation	Parts no.	Pc.	Notes
1	Cover	70300698		up to machine no.: 1071946
1	Cover; 1,25 X 344 X 694	70011358		from machine no.: 1071947
2	Ratchet nut; M5	21 01 310		
3	Rear wall panelling R-L	70300755		right - left
4	Rear wall panelling L-R	70300752		left - right
5	Nut; M5; D11 X D7 X 15; SW3	65005474	2	
6	Cover	70008509		
7	Cable gland; M20 X 1,5; 6-13MM;IP68	31 10 152		
8	Hexagonal nut; M20 X 1,5 X 5,0; SW27	31 10 162		
9	Rear wall covering	30000451		STR + STR Energy
10	Raised head screw with flange; M5 X 12 MIT FLANSCH	20 10 006		from machine no.: 1071947
11	Cover; 1,25 X 101 X 376,5	70011359		from machine no.: 1071947; not for STR Energy



70300813-01

STR Dry zone

Blower

Item.	Designation	Parts no.	Pc.	Notes
1	15-pos. terminal block box; 130 X 94 X 57; IP 66	31 18 097		
2	Insertion bridge; 3-POL.;VOLLISO.;EB 3-6	31 09 214		
3	Insertion bridge; 2-POL.;VOLLISO.;EB 2-6	31 09 263		
4	Ratchet nut; M5	21 01 310	2	
5	KIT SAFETY THERMOSTAT DRYING ZONE	70010799		
5	Safety thermostat, man. Back; 120°C/+4°C/ 250V AC	31 25 063		High-Temp
6	Holder; 1,0 X 30 X 55	70008390		
7	Guard plate	70300744		
8	Connecting sleeve	70008106		up to machine no.: 1071946
8	Connection piece	70011299		from machine no.: 1071947
9	0.42 kW radial blower; 230/400V+-10%; 50/60HZ	31 17 027		
9	0.42 kW radial blower; 200/345V+-10%; 50/60HZ	31 17 028		Japan
10	Elbow; 1,5 X 126,83 X 300	70009342		
11	Cable gland; M20 X 1,5; 6-13MM;IP68	31 10 152		
12	Hexagonal nut; M20 X 1,5 X 5,0; SW27	31 10 162		
13	Clamping plate; 1,25 X 42 X 585	70300734		
14	Hexagonal nut self securing; M5	21 05 302		
15	Washer; D5,3 X D15 X 1,2	22 05 301		
16	Wire grate; D2 X 296 X 548	70010169		
17	Clamping plate	70300737		
18	Jet	70009300		up to machine no.: 1071946
19	Shutter; 0,8 X 75,18 X 490	70010416		up to machine no.: 1071946
20	Hexagon screw; M5 X 12; A70	30012713	6	
21	Thermostat; 1750 LG; 220V	31 25 013		
21.1	Gland screwing	31 25 012		
22	2.0 kW corrugated heating element; 400V/1	31 03 236	3	400V/3
22	2.0 kW corrugated heating element; 415V/1	31 03 237	3	420V/3
22	2.0 kW corrugated heating element; 230V/1	31 03 137	3	3x230V
22	2.0 kW corrugated heating element; 200V/1	31 03 136	3	200V/3
22	2.0 kW corrugated heating element; 440V/1	31 03 238	3	440V/3
24	Lens head screw; M4 X 6 MIT TORX 20	30008668	2	
25	Guard plate	70300740		
26	Bush for thermostat; M10 X 1; SW13	70300741		
27	Elbow; 1,5 X 126,83 X 300	70009341		
28	Washer; D6,4 X D18 X 1,6	22 05 302	2	
29	Hexagon screw; M6 X 10; A70	30002732	2	
30	Edge protection profile; U9,5 X 2,0	40 04 015		230 mm; "By-the-metre" goods
31	Sealing profile; 1,0 - 2,0MM	40 04 006		4000 mm; "By-the-metre" goods
33	Jet	70011268		from machine no.: 1071947
35	Slide	70011903		from machine no.: 1071947; not for STR Energy
36	Connection piece	70011346		from machine no.: 1071947; not for STR Energy
37	Cover; 1,25 X 67,5 X 376	70011356		from machine no.: 1071947; STR Energy

