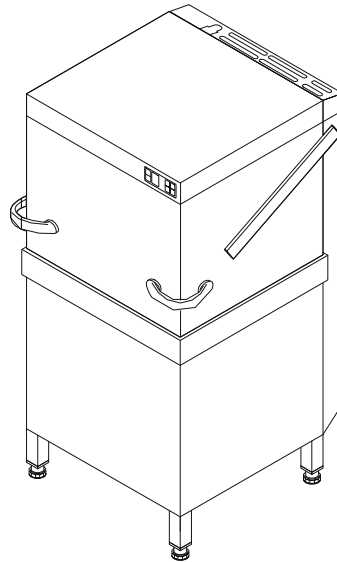


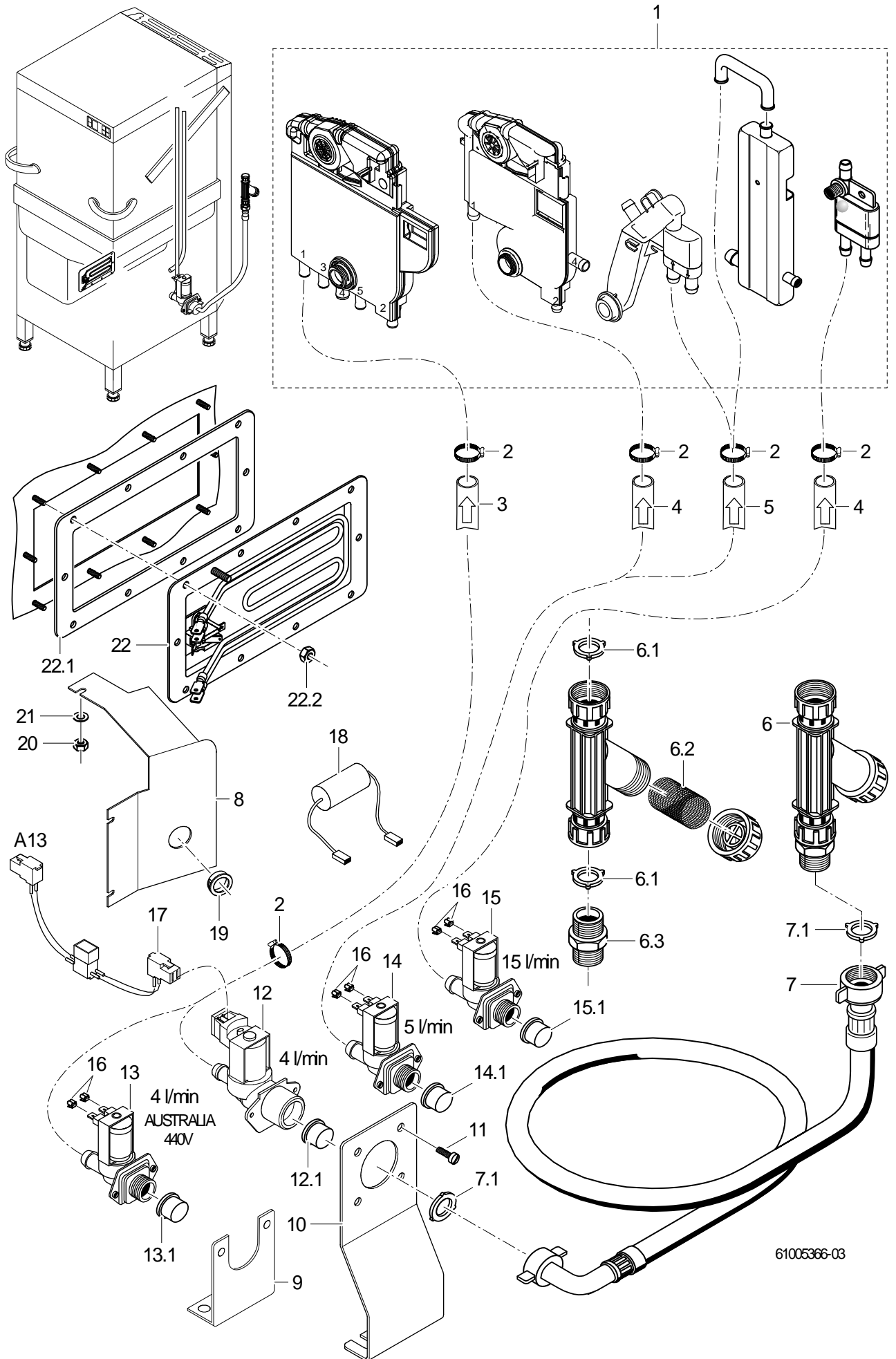
Spare parts list

GS 502, GS 515



Contents

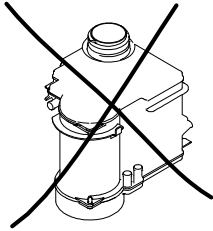
Water inlet + tank heating	Page 1 - 4
Water inlet + Water softener	Page 5 - 8
Water drain, Mediamat Cyclo	Page 9 - 10
Wash pump	Page 11 - 12
Wash system, bottom	Page 13 - 14
Wash system, top up to machine no.: 470 791	Page 15 - 16
Rinse system up to machine no.: 470 791	Page 17 - 18
Washing/rinsing system from machine no.: 470 792	Page 19 - 22
Reversing - GS 515	Page 23 - 24
Pressure boiler	Page 25 - 26
Pressure-independent boiler	Page 27 - 30
Rinse pump	Page 31 - 32
Dosage	Page 33 - 34
Chassis, container and panelling - GS 502	Page 35 - 36
Chassis, container and panelling - GS 515	Page 37 - 38
Hood - GS 502	Page 39 - 42
Hood - GS 502 Energy / Energy+	Page 43 - 44
Hood - GS 515	Page 45 - 46
Hood - GS 515 Energy / Energy+	Page 47 - 48
Electric parts	Page 49 - 52
Vapour extraction Energy / Energy+	Page 53 - 54
Vapour extraction (covering) Energy / Energy+	Page 55 - 56
Automatic hood opening (option) - GS 515	Page 57 - 58
Waste water heat recovery Energy+	Page 59 - 60



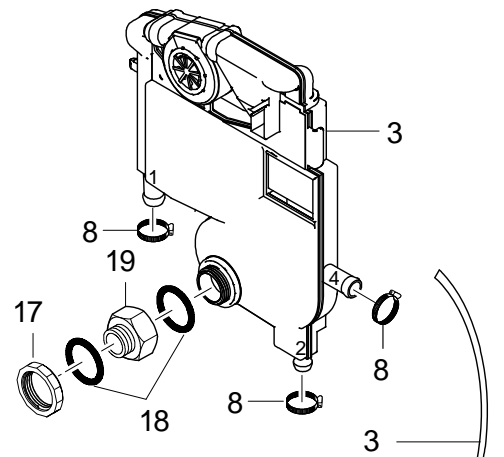
GS 502, GS 515

Water inlet + tank heating

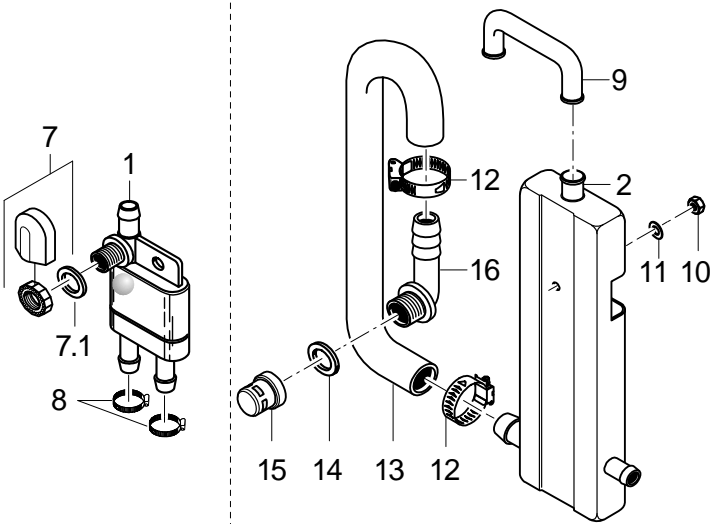
Item.	Designation	Parts no.	Pc.	Notes
1				See page 3-4
2	Hose clamp; D12-22 X 9	30000711		
3	Hose; DN10 X 3,5	30000864		1300 mm; metre ware; from mach. no. 1053794
3	Hose; DN10 X 3,5	30000864		GS 502 + GS 515 Energy/Energy+; 2000 mm; metre ware; from mach. no. 1053794
4	Industrial hose; DN13 X 3,5	40 02 035		1300 mm; metre ware; up to mach. no. 1053793
4	Industrial hose; DN13 X 3,5	40 02 035		GS 502 + GS 515 Energy/Energy+; 2000 mm; metre ware; up to mach. no. 1053793
5	Industrial hose; DN13 X 3,5	40 02 035		1430 mm; "By-the-metre" goods
5	Industrial hose; DN13 X 3,5	40 02 035		GS 502 + GS 515 Energy/Energy+; 2000 mm; "By-the-metre" goods
6	Dirt trap; 150 MICROMETER	80002153		
6.1	Gasket; D16 X D24 X 3,0	83001022	3	
6.2	Strainer; D27 X 67 X 150 MICROMETER	80002728		
6.3	DOUBLE NIPPLE; G 3/4" X 40; SW30	80002167		
7	WATER SUPPLY HOSE; DN13 X 3,5; 2500	40 02 060		
7.1	Gasket; D16 X D24 X 3,0	83001022	2	
8	Bracket cpl.; 296,71 LG	61004993		up to machine no.: 430 732
9	Bracket; 1,5 X 55 X 86,5	61005765		from machine no.: 430 733; up to machine no.: 545 310
10	Retainer; 1,5 X 55 X 151,77	61006410		from machine no.: 545 311
11	Countersunk screw; M4 X 8	20 10 309	2	
12	Solenoid valve flow restrictor 4l; 230-240V 50/60HZ RAST5	31 06 250		from machine no.: 1053794; UK; Pressure-independent boiler
12.1	Solenoid valve filter	31 06 186		
13	Solenoid valve flow restrictor 4l; 200-240V/50-60HZ/+10%	31 06 251		from machine no.: 1053794; Australia / 440V; Pressure-independent boiler
13.1	Solenoid valve filter	31 06 186		
14	Solenoid valve flow restrictor 5l; 220-240V/50-60HZ	31 06 174		Pressure-independent boiler
14	Solenoid valve 5l; 200-240V/50-60HZ/+10%	60004147		Japan; Australia; Pressure-independent boiler
14.1	Solenoid valve filter	31 06 186		
15	Solenoid valve flow restrictor 15l; 220-240V/50-60HZ	31 06 180		Pressure boiler
15	15 l solenoid valve set; 200-240V/50-60HZ/+10%	60004148		Japan; Australia; Pressure boiler
15.1	Solenoid valve filter	31 06 186		
16	Flat plug; 6,3 X 0,8	31 12 018		
17	Solenoid valve 4l; cable harness; 0,75QMM; 950 LG	61006705		Pressure-independent boiler
18	RC element; 0,15 MICRO F; 3,3 KOHM	31 13 114		
19	Snap-in passage; D23,8	31 10 144		up to machine no.: 430 732
20	Hexagonal nut self securing; M5	21 05 302	3	
21	Washer; D5,3 X D15 X 1,2	22 05 301	3	
22	Heating element cpl.; 235V/1	61005231		
22.1	Gasket; 1,8 X 94 X 239	82000014		
22.2	Hexagonal nut; M5	21 01 303	10	
22	Heating element cpl.; 200V/1	61005229		



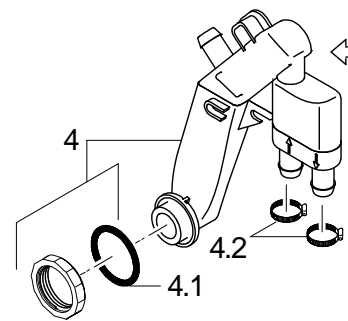
470792...544754



...470791

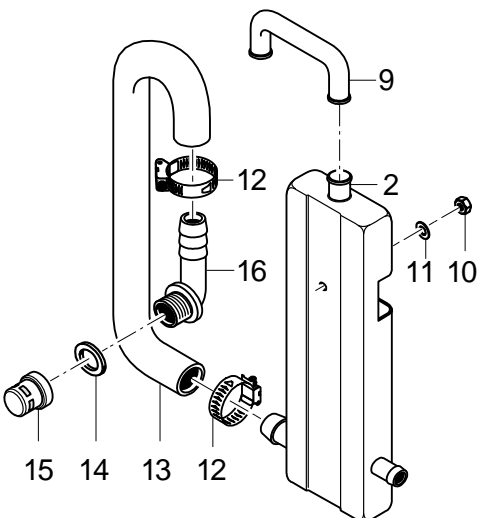


544755...

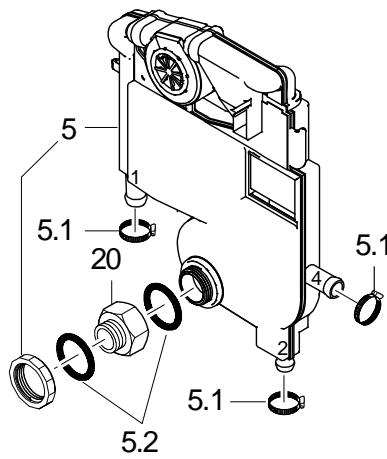


UK, Australia

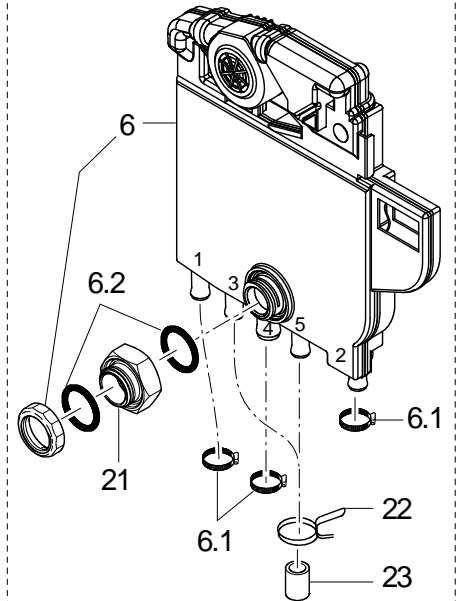
...470791



470792...1053793



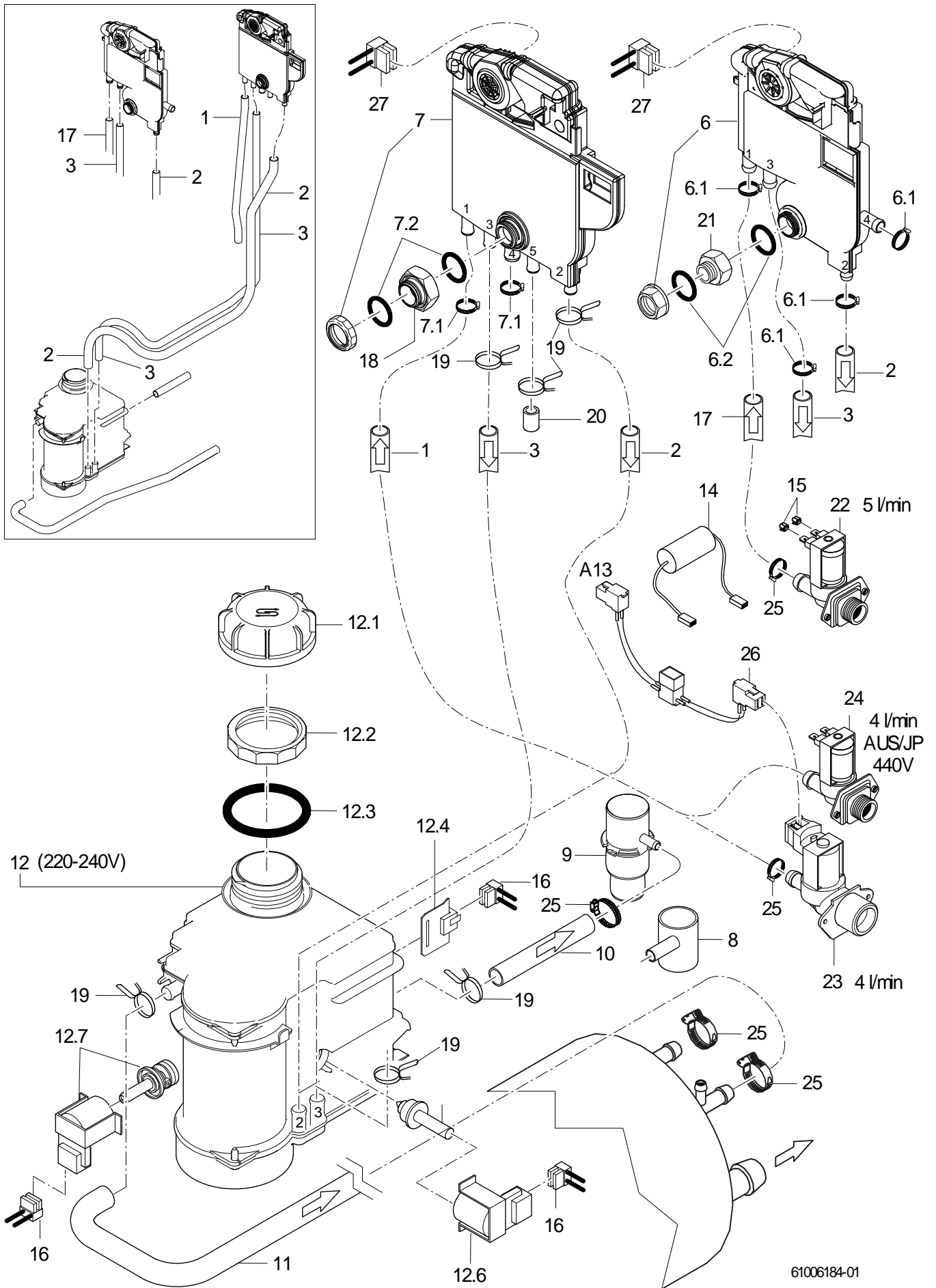
1053794...



61006864-00

GS 502, GS 515

Item.	Designation	Parts no.	Pc.	Notes
1	Lateral check valve	35 01 194		up to machine no.: 470 791
2	Intermediate container; 39 X 131 X 293	60002542		up to machine no.: 470 791
3	CONVERSION WSE TO BACKFLOW PREVENTER	61006616		Replacement for WSE set for machines without integrated water softener, not for UK and Australia
4	Kit airflow preventer	60003846		from machine no.: 544 755
4.1	O-ring; 24 X 3,0	27 07 087		
4.2	Hose clamp; D12-22 X 9	30000711	4	
5	WSE WITH IMPELLER COUNTER KIT	60003512		from machine no.: 470 792; up to machine no.: 1053793
5.1	Hose clamp; D12-22 X 9	30000711	3	
5.2	O-ring; 24 X 3,0	27 07 087	2	
6	Kit backflow preventer type "Air Gap"	30000127		from machine no.: 1053794
6.1	Hose clamp; D12-22 X 9	30000711	3	
6.2	O-ring; 25,7 X 3	27 07 097	2	
7	TANK INLET SET	61004545		up to machine no.: 470 791
7.1	Gasket; D17 X D24 X 2,0	62001366		
8	Hose clamp; D12-22 X 9	30000711		
9	Pipe elbow; DN12 X DN14 X 2,0	60002507		up to machine no.: 470 791
10	Hexagonal nut self securing; M5	21 05 302		up to machine no.: 470 791
11	Washer; D5,3 X D10 X 1,0	22 01 300		up to machine no.: 470 791
12	Hose clamp; D24-44 X 12	28 02 309		up to machine no.: 470 791
13	Hose bend; DN25 X 4,0	61004322		up to machine no.: 470 791
14	Gasket; D26 X D36 X 2,0	27 01 003		up to machine no.: 470 791
15	Cap; G 3/4" X 24; SW32	61004974		up to machine no.: 470 791
16	Wash distributor cpl.	62002887		up to machine no.: 470 791 adapt
17	Lock nut; 1"-14; SW32	60003096		from machine no.: 470 792; up to machine no.: 544 754
18	O-ring; 24 X 3,0	27 07 087		from machine no.: 470 792; up to machine no.: 544 754
19	Extension piece; D20 X 21; SW36	61005911		from machine no.: 470 792; up to machine no.: 544 754
20	Extension piece; D20 X 21; SW36	61005911		from machine no.: 470 792; up to machine no.: 1053793
21	SPACER NUT; S26 X 2 X 22; SW36	61006675		from machine no.: 1053794
22	Wire hose clamp; D14,4 X 15,1	28 02 344		from machine no.: 1053794
23	Locking cap; DN10 X 2,0 X 19	60004630		from machine no.: 1053794

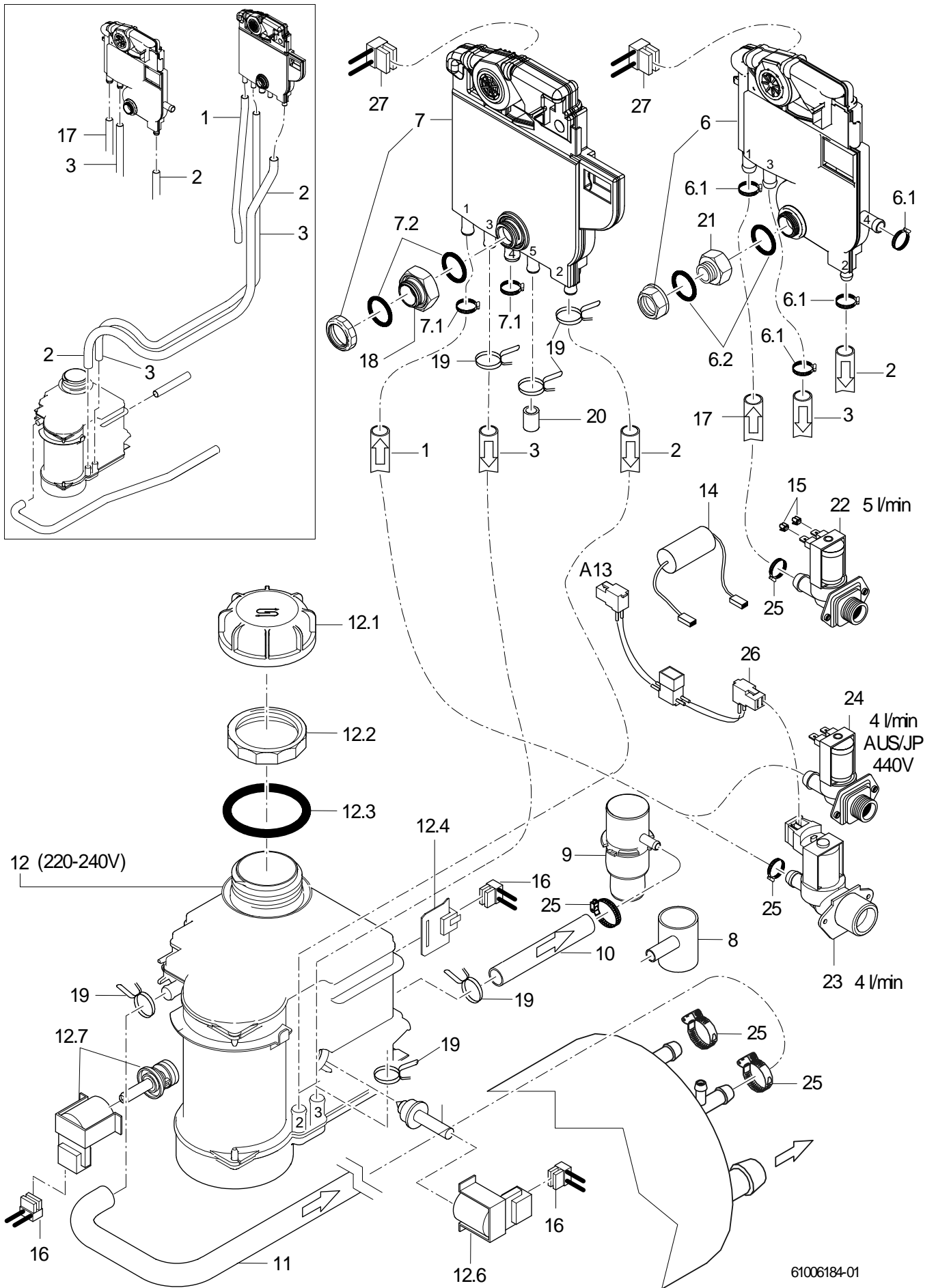


GS 502, GS 515

Water inlet + Water softener

Item.	Designation	Parts no.	Pc.	Notes
1	Hose; DN10 X 3,5	30000864		1300 mm; metre ware; from mach. no. 1053794
1	Hose; DN10 X 3,5	30000864		GS 502 + GS 515 Energy/Energy+; 2000 mm; metre ware; from mach. no. 1053794
2	Hose; DN10 X 2,0	40 01 050		1010 mm; "By-the-metre" goods
3	Hose; DN10 X 2,0	40 01 050		1010 mm; "By-the-metre" goods
6	WSE WITH IMPELLER COUNTER KIT	60003512		up to machine no.: 1053793
6.1	Hose clamp; D12-22 X 9	30000711	4	
6.2	O-ring; 24 X 3,0	27 07 087	2	
7	Kit backflow preventer type "Air Gap"	30000127		from machine no.: 1053794
7.1	Hose clamp; D12-22 X 9	30000711	3	
7.2	O-ring; 25,7 X 3	27 07 097	2	
8	T-piece	61005918		up to machine no.: 488 150
9	Double nipple; D51 X 124; D40	61006227		from machine no.: 488 151
10	Hose; DN10 X 2,0	40 01 050		480mm; "By-the-metre" goods
11	Moulded hose; DN10 X DN12,50 X 2,0	60003158		
12	Water softener kit; 220-240V; 50/60HZ	83000420		
12.1	Screw cap	60004894		
12.2	Lock nut; S54 X 4; D56	60003001		
12.3	O-ring; 54 X 5	27 07 065		
12.4	Dry reed contact lack of salt	83000408		
12.5	Wire hose clamp; D14,4 X 15,1	28 02 344	2	
12.6	Repair kit regeneration valve; 220-240V,50/60HZ	83000402		
12.7	Repair kit reversing valve	83000460		
14	RC element; 0,15 MICRO F; 3,3 KOHM	31 13 114		
15	Flat plug; 6,3 X 0,8	31 12 018	2	

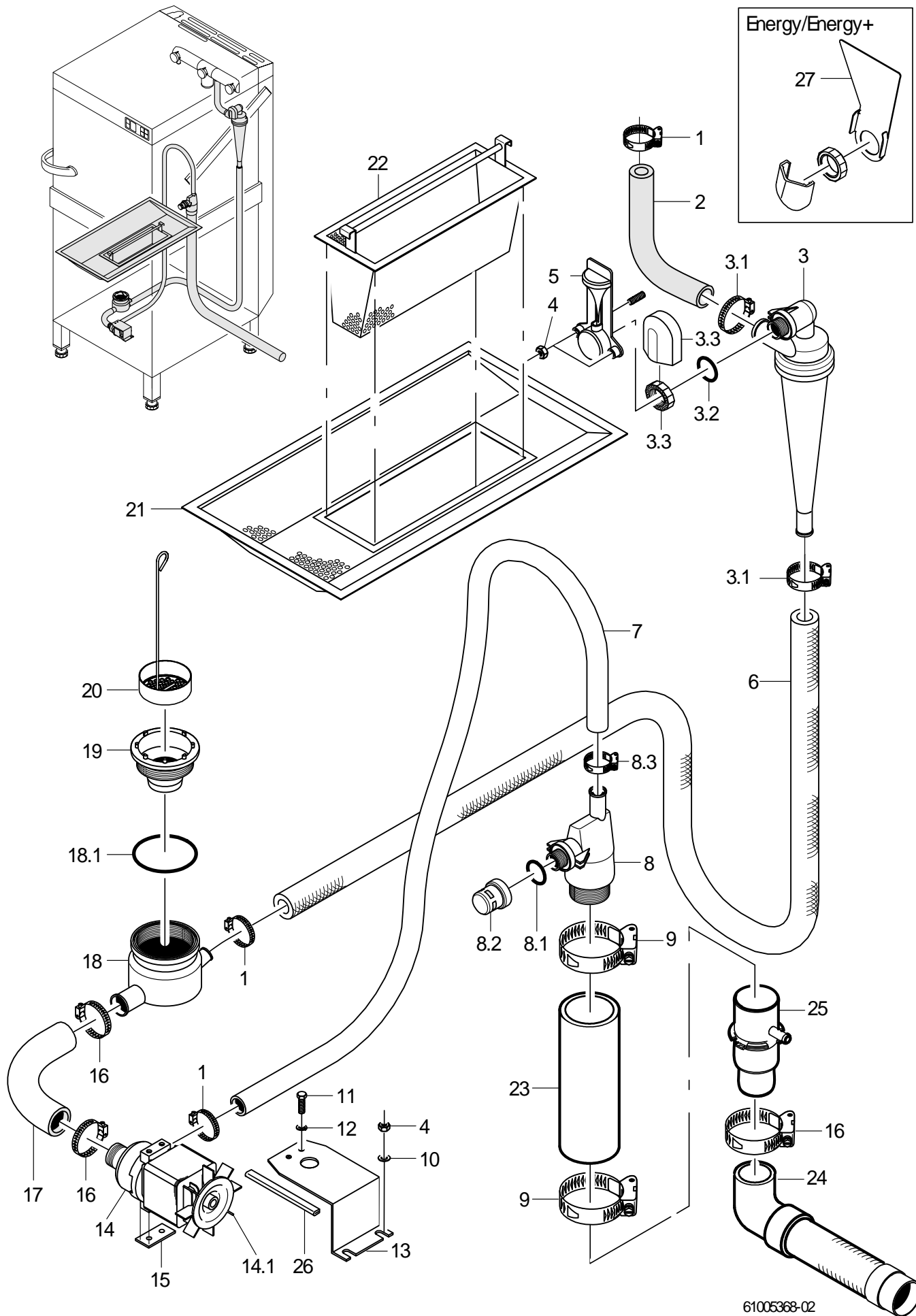
For missing items, see next page



GS 502, GS 515

Water inlet + Water softener

Item.	Designation	Parts no.	Pc.	Notes
16	Wiring loom; Water softener	61005966		
17	Industrial hose; DN13 X 3,5	40 02 035		1300 mm; metre ware; up to mach. no. 1053793
17	Industrial hose; DN13 X 3,5	40 02 035		GS 502 + GS 515 Energy/Energy+; 2000 mm; metre ware; up to mach. no. 1053793
18	SPACER NUT; S26 X 2 X 22; SW36	61006675		from machine no.: 1053794
19	Wire hose clamp; D14,4 X 15,1	28 02 344	3	from machine no.: 1053794
20	Locking cap; DN10 X 2,0 X 19	60004630		from machine no.: 1053794
21	Extension piece; D20 X 21; SW36	61005911		up to machine no.: 1053793
22	Solenoid valve flow restrictor 5l; 220-240V/50-60HZ	31 06 174		up to machine no.: 1053793
22	Solenoid valve 5l; 200-240V/50-60HZ/+10%	60004147		up to machine no.: 1053793; Japan; Australia
23	Solenoid valve flow restrictor 4l; 230-240V 50/60HZ RAST5	31 06 250		from machine no.: 1053794
24	Solenoid valve flow restrictor 4l; 200-240V/50-60HZ/+10%	31 06 251		from machine no.: 1053794; Japan; Australia; 440 V
25	Hose clamp; D12-22 X 9	30000711		
26	Solenoid valve 4l; cable harness; 0,75QMM; 950 LG	61006705		from machine no.: 1053794
27	Cable WMZ; 2 X 0,34QMM; 1500 LG	61005965		up to machine no.: 1053793

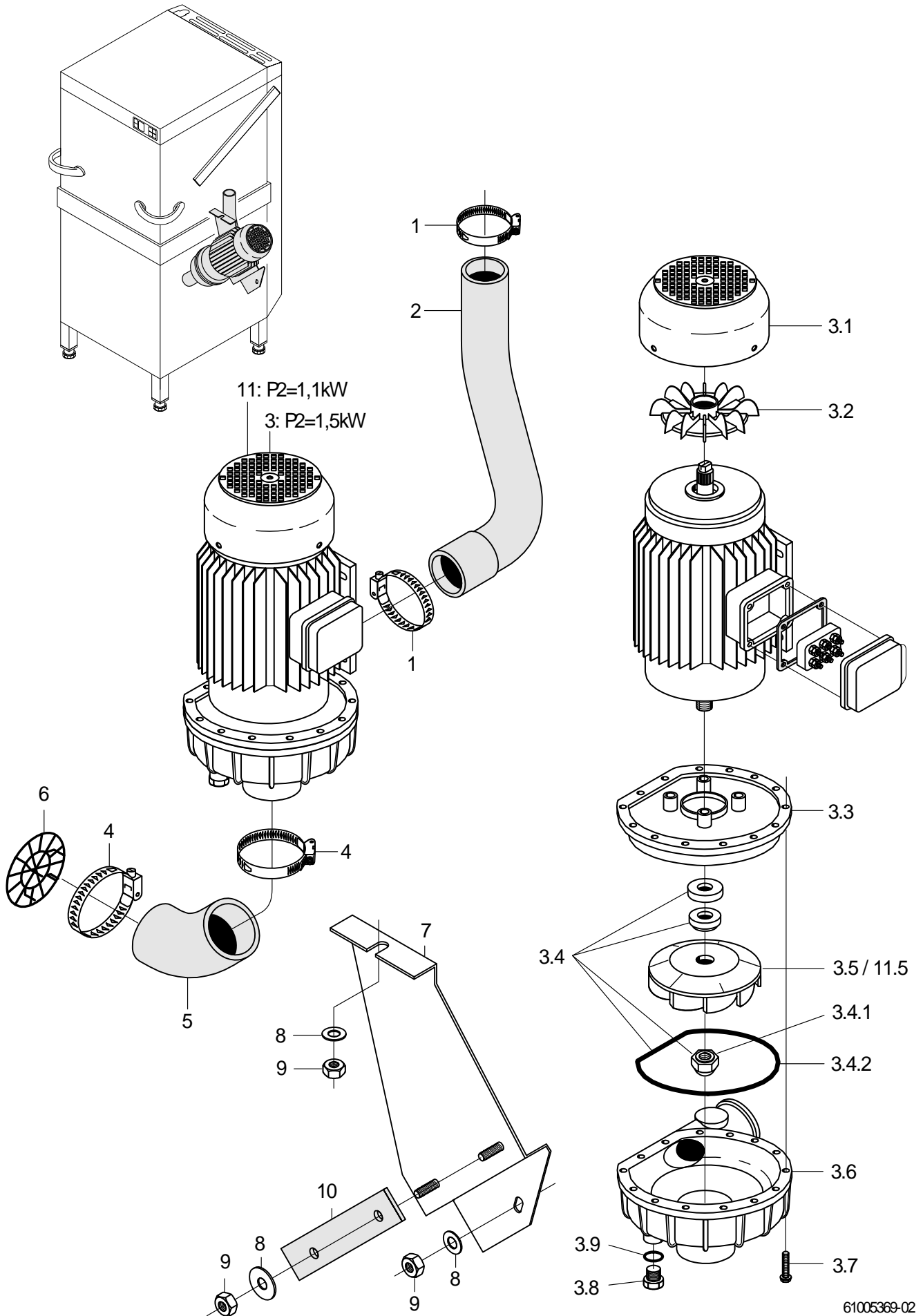


61005368-02

GS 502, GS 515

Water drain, Mediamat Cyclo

Item.	Designation	Parts no.	Pc.	Notes
1	Hose clamp; D20-30 X 12	28 02 109		
2	Hose elbow 90°; DN16 X 4,0; 70 X 145,5	61005272		up to machine no.: 470 791
2	Hose elbow; DN16 X 4,0; 154 X 164	61005977		from machine no.: 470 792
3	Mediamat Cyclo	61005184		incl. item 3.1 - 3.3
3.1	Hose clamp; D12-22 X 9	30000711	2	
3.2	O-ring; 20 X 3,5	27 07 040		
3.3	Tank inlet set; G 1/2" X 8; SW27	61005339		
4	Hexagonal nut self securing; M5	21 05 302		
5	Ceiling wash jet	61005278		up to machine no.: 470 791
6	Industrial hose; DN16 X 4,0	40 01 015		1035 mm; "By-the-metre" goods
7	Hose elbow; DN24X4,0;55X890	61005049		
8	Outlet	61005185		incl. item 8.1 – 8.3; 9.1
8.1	O-ring; 29,5 X 4,5	27 07 008		
8.2	Cap; G 3/4" X 24; SW32	61004974		
8.3	Hose clamp; D24-36 X 12	28 02 111		
9	Hose clamp; D50-70 x 12	30001243		
10	Washer; D5,3 X D15 X 1,2	22 05 301		
11	Hexagon screw; M6 X 16; A70	20 01 306	2	
12	Spring washer; B6	23 03 300	2	
13	Holder; 1,5 X 110,84 X 253,66	61005154		
14	3/0 lye pump; 200-240V/50-60HZ	31 02 410		incl. item 14.1
14.1	Fan blade	31 02 431		
15	Spacer; 3,0 X 16 X 46	61006026		
16	Hose clamp; D32-52 X 12	28 02 110	2	
17	Hose bend; DN24 X 4,0	61005028		
18	Sump pot	61005186		incl. item 18.1
18.1	O-ring; 91 X 3,5	27 07 075		
19	Sump drain set	61006178		
20	Sump filter; D70	65005555		
21	Strainer; 30 X 291 X 546	61004703		
22	Filter cassette	61006262		
23	Moulded hose; DN49 X 4,0	61005530		
24	Replacement set drain hose	55 28 287		up to machine no.: 488 150
24	Drain hose; D40; 1500 LG	61006446		from machine no.: 488 151
25	Double nipple; D51 X 124; D40	61006227		from machine no.: 488 151
26	Edge protection profile; U9,5 X 2,0	40 04 015		140 mm; "By-the-metre" goods
27	Anti-rotation element; 0,8 X 69,9 X 102,8	80003568		GS 502 Energy/Energy+
27	Anti-rotation element; 0,8 X 71,5 X 144	80003595		GS 515 Energy/Energy+

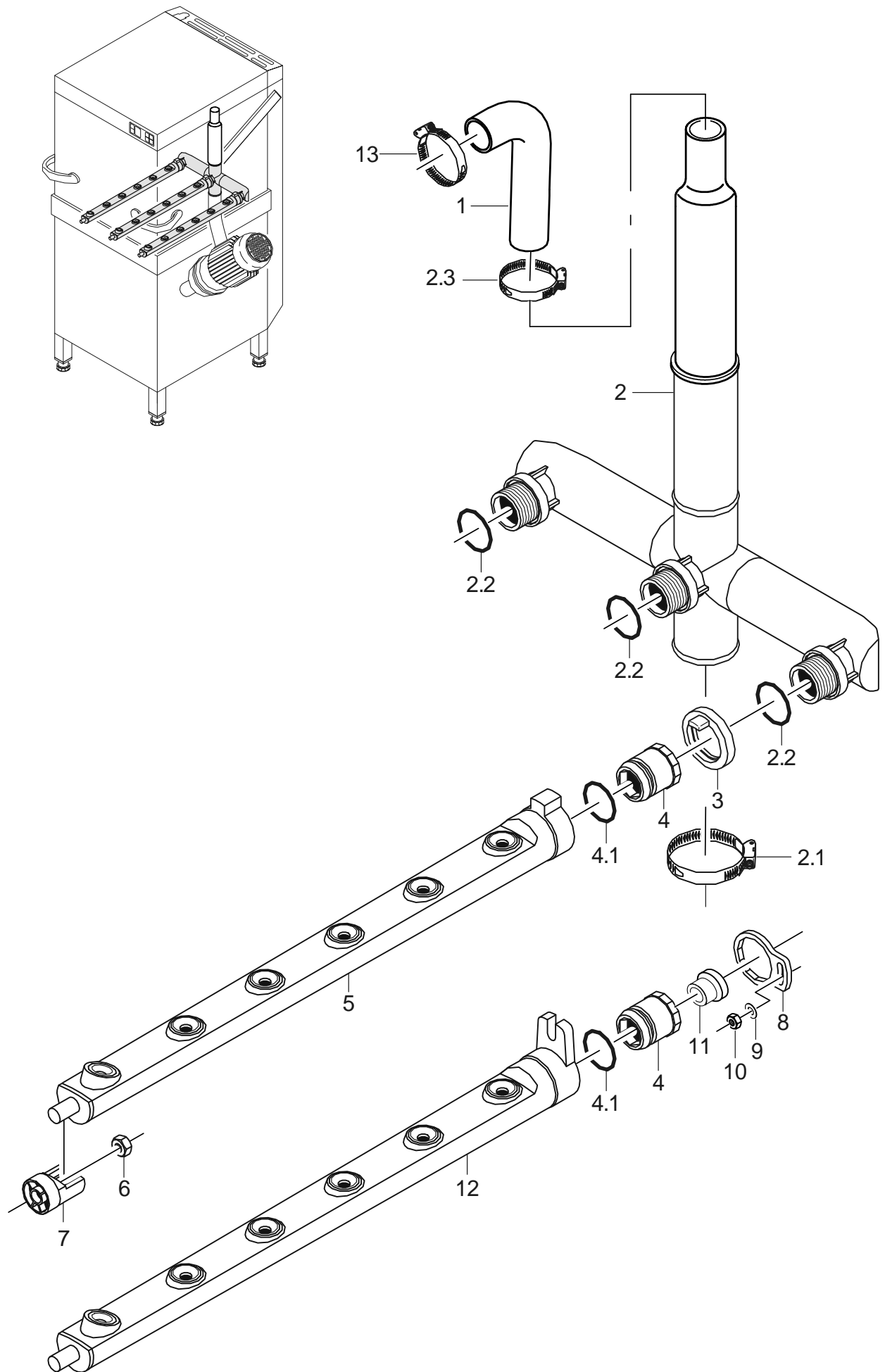


61005369-02

GS 502, GS 515

Wash pump

Item.	Designation	Parts no.	Pc.	Notes
1	Hose clamp; D50-70 x 12	30001243	2	
2	Reduction elbow; DN50 X DN53	61004904		
3	Pump 1.5kW 9/1; 230V/400V/3/50HZ	31 02 470		from 431 181; up to 474 178
3	Pump 1.5kW 9/1; 230V/400V/3/60HZ	31 02 471		from 431 181; up to 474 178
3	Pump 1.5kW 9/1; 200V/346V/3/50HZ	31 02 472		from 431 181; up to 474 178
3	Pump 1.5kW 9/1; 200V/346V/3/60HZ	31 02 473		from 431 181; up to 474 178
3	Pump 1.5kW 9/1; 230V/1/50HZ	31 02 478		from 431 181; up to 474 178
3.1	Fan cover	31 02 212		
3.2	Fan blade	31 02 211		
3.3	Pump cover	31 02 208		
3.4	Gasket set; 1,1/1,7/1,85/0,73 KW	80002670		incl. item 3.4.1, 3.4.2
3.4.1	Dome head nut; M8	21 10 305		
3.4.2	O-ring; 158,35 X 3,53	31 02 209		
3.5	Pump impeller; D118	31 02 206		for 50 Hz pumps
3.5	Pump impeller; D100; 1,5KW; 60HZ	31 02 436		for 60 Hz pumps
3.6	Pump housing	31 02 204		
3.7	Hexagon screw; M4 X 25; 8.8	20 01 020		
3.8	Dummy plug; G 1/2" X 20,5	35 01 108		
3.9	O-ring; 20 X 3,5	27 07 040		
4	Hose clamp; 70 - 90MM / 12MM	30002614	2	
5	Hose elbow; DN62	61004903		
6	Suction sieve; D72	62001956		
7	Bracket cpl.	61005031		GS 502
7	Bracket cpl.	61005480		GS 515
8	Washer; D6,4 X D18 X 1,6	22 05 302	4	
9	Hexagonal nut; M6	21 05 304	4	
10	Support; 3,0 X 32 X 130	61005004		
11	Pump 1.1 kW 9/1; 230V/400V/3/50HZ; IP44	31 02 411		from machine no.: 474 179; incl. item 3.1-3.4.2; 11.5; 3.6-3.9
11	Pump 1.1 kW; 230V/400V/3/60HZ; IP44	31 02 412		from machine no.: 474 179; incl. item 3.1-3.4.2; 11.5; 3.6-3.9
11	; 200V/346V/3/50HZ; IP44	31 02 556		from machine no.: 474 179; incl. item 3.1-3.4.2; 11.5; 3.6-3.9
11	; 200V/346V/3/60HZ; IP44	31 02 554		from machine no.: 474 179; incl. item 3.1-3.4.2; 11.5; 3.6-3.9
11	Pump 1.1 kW 9/1; 254V/440V/3/60HZ; IP44	31 02 416		from machine no.: 474 179; incl. item 3.1-3.4.2; 11.5; 3.6-3.9
11	Pump 1.1 kW; 230V/1/50HZ; IP44	31 02 419		from machine no.: 474 179; incl. item 3.1-3.4.2; 11.5; 3.6-3.9
11	Pump 1.1 kW 9/1; 230V/1/60HZ; IP44	31 02 420		from machine no.: 474 179; incl. item 3.1-3.4.2; 11.5; 3.6-3.9
11.5	Pump impeller; D111	31 02 273		for 50 Hz pumps
11.5	Pump impeller; D96	31 02 274		for 60 Hz pumps



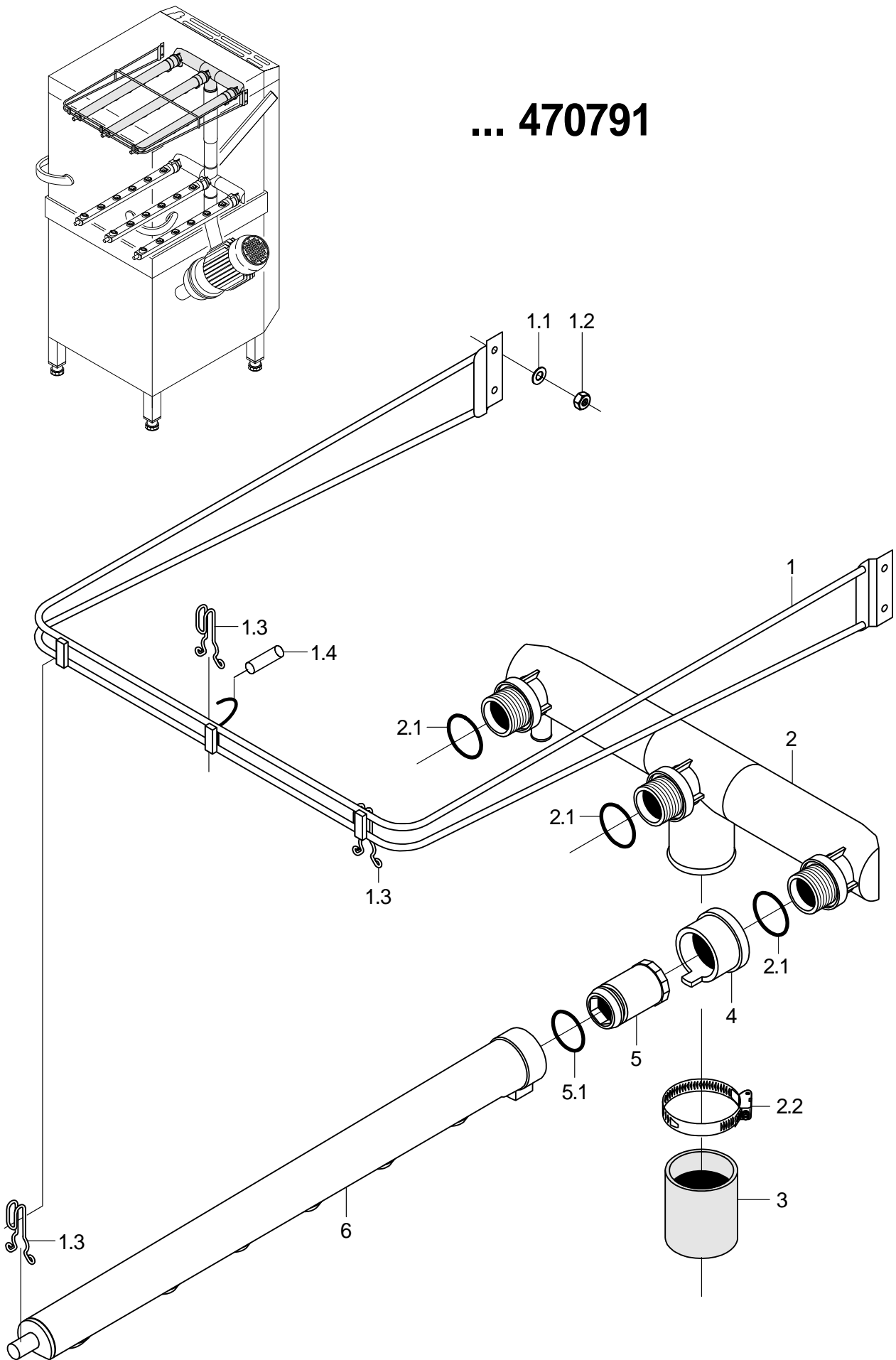
61005370-02

GS 502, GS 515

Wash system, bottom

Item.	Designation	Parts no.	Pc.	Notes
1	Hose elbow; DN36 X 6,0; 74 X 214	61005994		adapt
2	Bottom wash distributor cpl.	61005187		up to machine no.: 470 791 adapt
2.1	Hose clamp; D50-70 x 12	30001243	2	
2.2	O-ring; 29,5 X 4,5	27 07 008	3	
2.3	Hose clamp; D32-52 X 12	28 02 110		
3	Locking ring; D49 X 19,5	60002652	3	GS 502
4	Locking nut	60002785	3	incl. item 4.1
4.1	Seal ring; D26 X D32,5 X 5,0	70009122	3	
5	Wash arm cpl.; 6 DÜSEN; 580 LG	61005052	3	GS 502
6	Hexagonal nut self securing; M5	21 05 302	3	
7	Wash arm holder; D36 X 45,5	61004969	3	
8	Setting washer; 5,0 X 40 X 50	60002540	3	GS 515
9	Washer; D4,3 X D12 X 1,0	22 05 300		GS 515
10	Hexagonal nut self securing; M4	21 05 300		GS 515
11	Throttle; D12,5 X D22 X 10	61005671	3	GS 515
12	Wash arm cpl.; 6 DÜSEN; 580 LG	61005611		GS 515
13	Hose clamp; D32-52 X 12	28 02 110		

... 470791



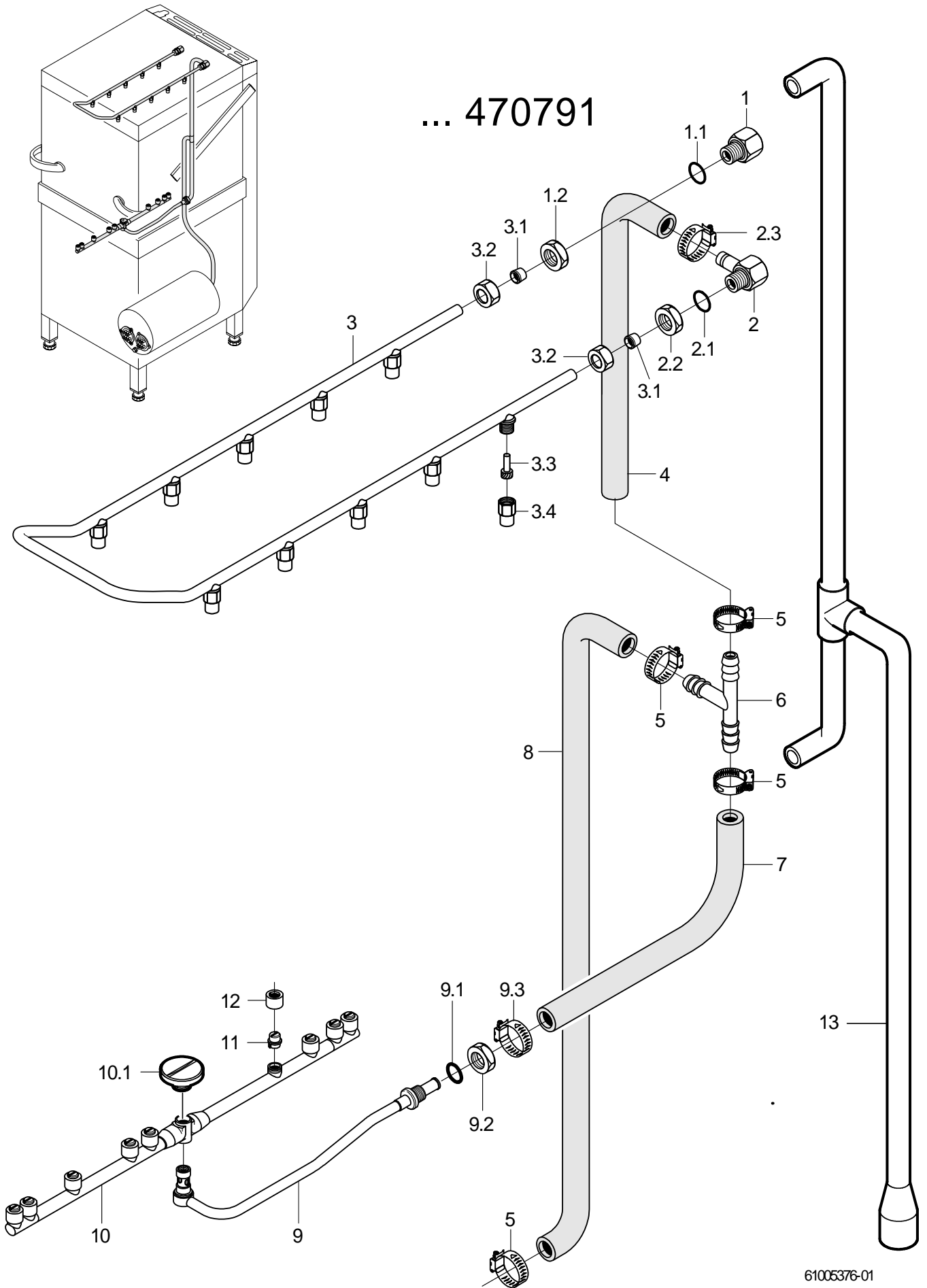
61005371-00

GS 502, GS 515

Wash system, top up to machine no.: 470 791

Item.	Designation	Parts no.	Pc.	Notes
1	Top wash arm support cpl.	61005188		incl. item 1.1 - 1.3; GS 502
1	Top wash arm support cpl.	61005739		incl. item 1.1 - 1.3; GS 515
1.1	Washer; D6,4 X D18 X 1,6	22 05 302	4	
1.2	Hexagonal nut; M6	21 05 304	4	
1.3	Spring; D3; 14 X 45 X 68,26	61004885	3	
1.4	Hose; DN5 X 1,5	40 01 024		70 mm; "By-the-metre" goods
2	Top wash distributor cpl.	61005189		incl. item 2.1 - 2.2
2.1	O-ring; 29,5 X 4,5	27 07 008	3	
2.2	Hose clamp; D50-70 x 12	30001243		
3	Industrial hose; DN50 X 6,0	40 02 006		80 mm; "By-the-metre" goods; GS 502
3	Industrial hose; DN50 X 6,0	40 02 006		110 mm; "By-the-metre" goods ; GS 515
4	Locking ring; D49 X 39,5	61004880	3	
5	Locking nut cpl.	61005191	3	incl. item 5.1
5.1	Seal ring; D26 X D32,5 X 5,0	70009122	3	
6	Wash arm cpl.; 6 DÜSEN; 580 LG	61005052	3	

... 470791



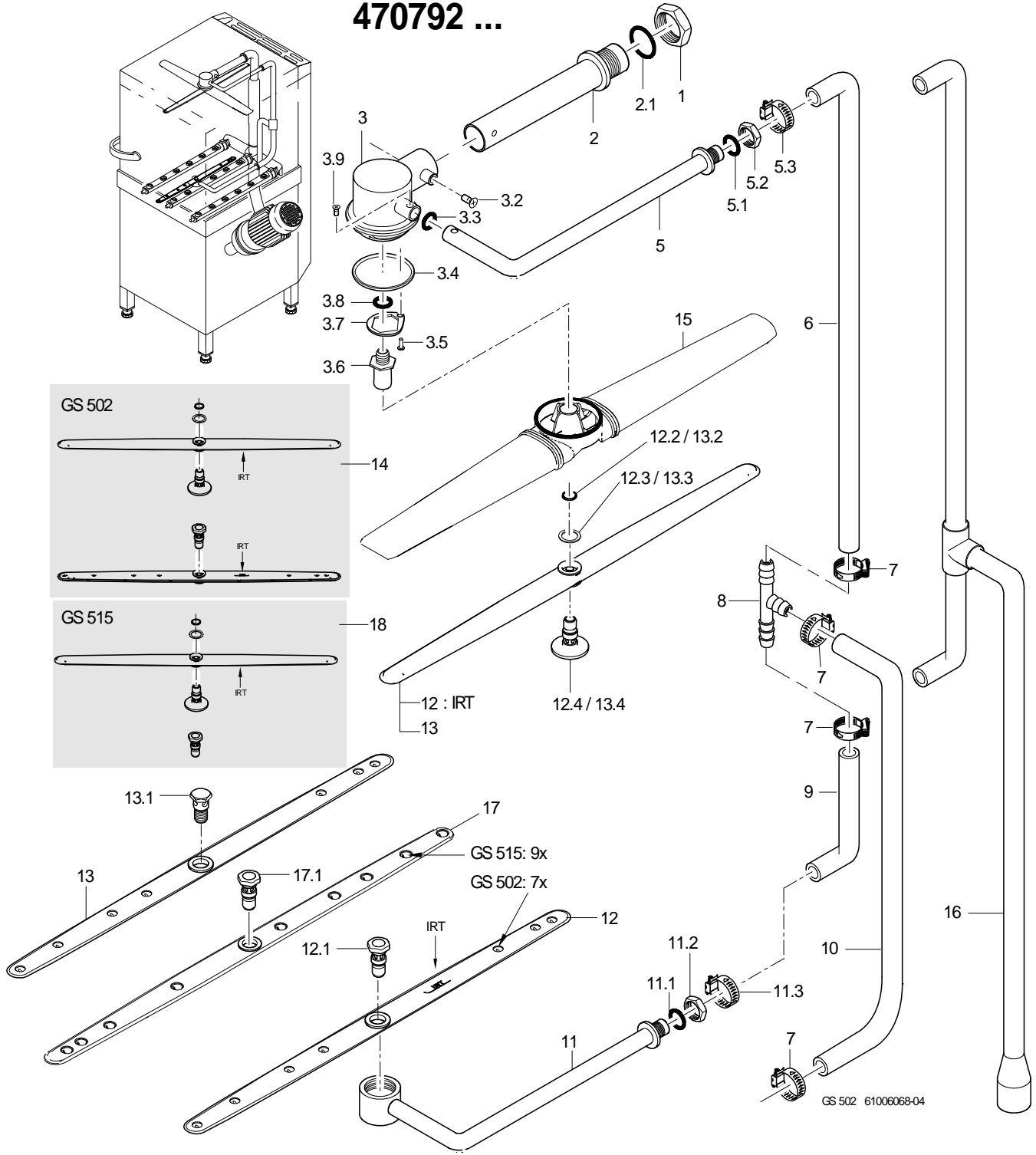
61005376-01

GS 502, GS 515

Rinse system up to machine no.: 470 791

Item.	Designation	Parts no.	Pc.	Notes
1	Nipple cpl.	61005194		incl. item 1.1 - 1.2
1.1	O-ring; 20 X 3,5	27 07 040	1	
1.2	Hexagonal nut; G 1/2" X 6,0; SW32	61005721		
2	Nipple cpl.	61005195		incl. item 2.1 – 2.3
2.1	O-ring; 20 X 3,5	27 07 040	1	
2.2	Hexagonal nut; G 1/2" X 6,0; SW32	61005721		
2.3	Hose clamp; D12-22 X 9	30000711		
3	Ring pipeline cpl.	61005196		incl. item 3.1 – 3.4
3	Ring pipeline cpl.	61005197		incl. item 3.1 – 3.4 ; glass rinsing kit
3.1	Cutting ring; D12 X 10	29 07 304	2	
3.2	Coupling nut; G 1/2" X D12,2; SW24	29 07 301	2	
3.3	Spray jet swirl; D8 X 18,8	65002764	10	
3.4	Spray jet cap; D14,6 X 21	65002765	10	
4	Hose bend; DN12,5 X 4,0	40 03 050		adapt GS 502
4	Industrial hose; DN13 X 3,5	40 02 035		410mm; Metre item, GS 515
5	Hose clamp; D12-22 X 9	30000711		
5	Hose clamp; D24-44 X 12	28 02 309		Pressure-independent boiler
6	Hose T-connecting piece; D15 X D15 X D15	70010598		
7	Hose bend; DN12,5 X 4,0	40 03 050		adapt
8	Industrial hose; DN13 X 3,5	40 02 035		800 mm; "By-the-metre" goods
9	Revolving arm holder cpl.	61005198		incl. item 9.1 – 9.3
9.1	O-ring; 20 X 3,5	27 07 040		
9.2	Hexagonal nut; G 1/2" X 8,0; SW27	30 09 201		
9.3	Hose clamp; D12-22 X 9	30000711		
10	Revolving rinse arm kit; 7 DÜSEN	61006244		GS 502
10	Revolving rinse arm kit; 9 DÜSEN	65005499		GS 515
10.1	Screw cap; M10 X D7,8 X D24	61005681		
11	Fan jet, size 5; D11,2 X 10	62002820	9	
12	Coupling nut; M14 X D9,1; D17	62002812	9	
13	Rinse manifold	61006333		Pressure-independent boiler

470792 ...



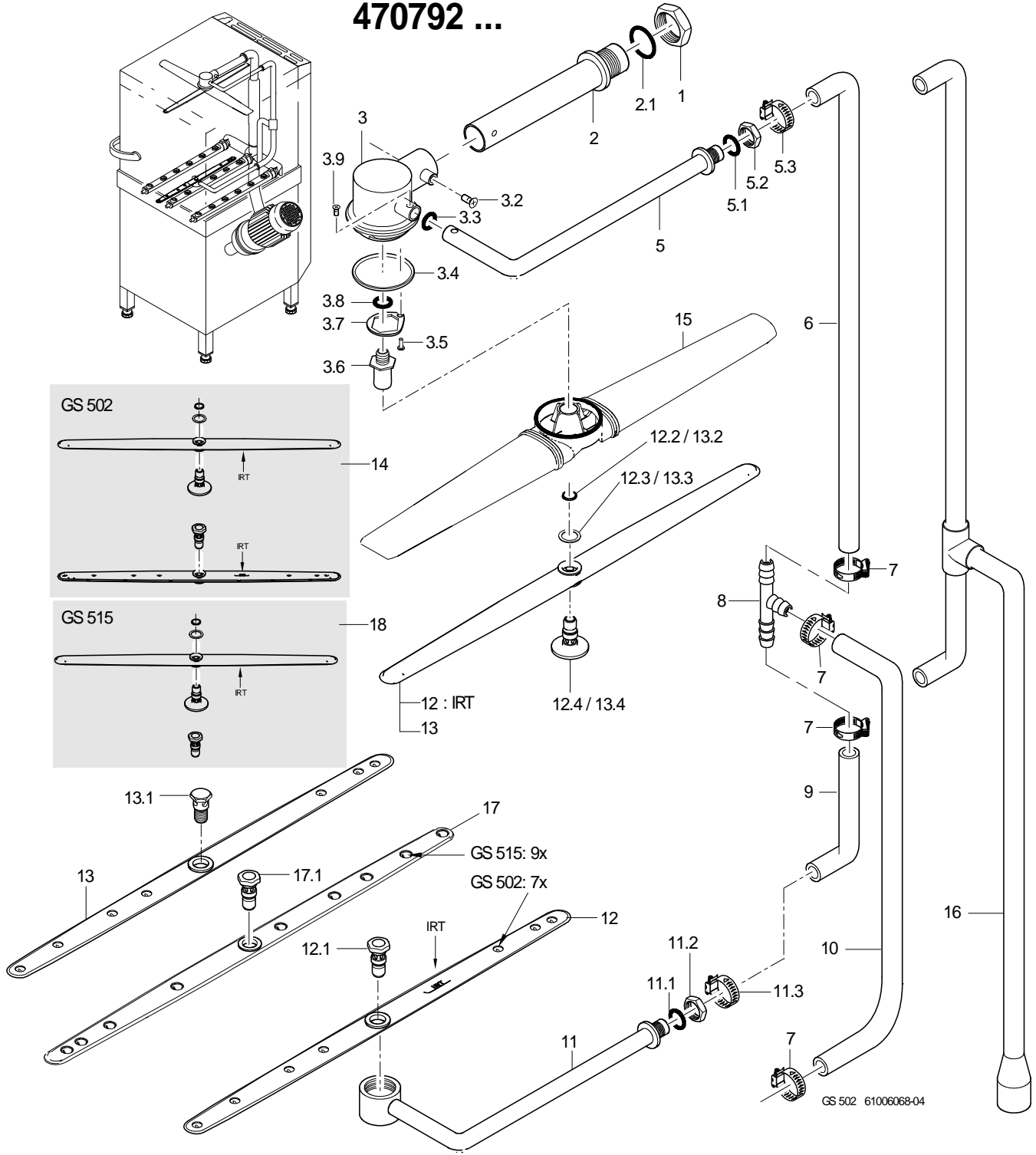
GS 502, GS 515

Washing/rinsing system from machine no.: 470 792

Item.	Designation	Parts no.	Pc.	Notes
1	Hexagon nut; G1 1/4" X 11,5; SW50	61005976		
2	Wash pipe assembly	61006064		
2.1	O-ring; 42 X 3	27 07 073		incl. item 2.1
3	Revolving arm kit	61006065		incl. item 3.1 - 3.9
3.2	PT screw; KA 50 X 13	20 17 306	2	
3.3	O-ring; 12 X 1,5	27 07 072		
3.4	SEAL RING; D53,4 X D57,8 X 2,0	60003021		
3.5	Sheet metal screw; ST 3,5 X 9,5	20 20 305		
3.6	Revolving arm socket; D7,9 X 45,7; M12	61006241		
3.7	Fixing plate; 1,5 X 28 X 32,3	61006076		
3.8	O-ring; 10 X 2,0	27 07 080		
3.9	Sheet metal screw; ST 2,9 X 6,5	20 20 308		
5	Rinse inlet set	61006066		incl. item 5.1 – 5.3
5.1	O-ring; 20 X 3,5	27 07 040		
5.2	Hexagonal nut; G 1/2" X 8,0; SW27	30 09 201		
5.3	Hose clamp; D14-22 X 12	28 02 138		
6	Hose bend; DN12,5 X 4,0	40 03 050		Pressure boiler
7	Hose clamp; D12-22 X 9	30000711		
8	Hose T-connecting piece; D15 X D15 X D15	70010598		
9	Hose bend; DN12,5 X 4,0	40 03 050		Pressure boiler
10	Industrial hose; DN13 X 3,5	40 02 035		800 mm; Metre item; pressure boiler
11	Revolving arm kit	61006067		incl. item 11.1 - 11.3
11.1	O-ring; 20 X 3,5	27 07 040		
11.2	Hexagonal nut; G 1/2" X 8,0; SW27	30 09 201		
11.3	Hose clamp; D14-22 X 12	28 02 138		
12	Rotating rinse arm, min. 2.4 l	61006612		from machine no.: 548 482; For machines with reduced rinse water volume
12.1	Rotary arm screw; M12 X 36; SW19	60004123		
12.2	LOCKING RING; D12 X 0,8	60003023		
12.3	Washer; D14,10 X D20 X 1,0	60003487		
12.4	Revolving arm screw; M12 X 34,9; D35	60004125		

For missing items, see next page

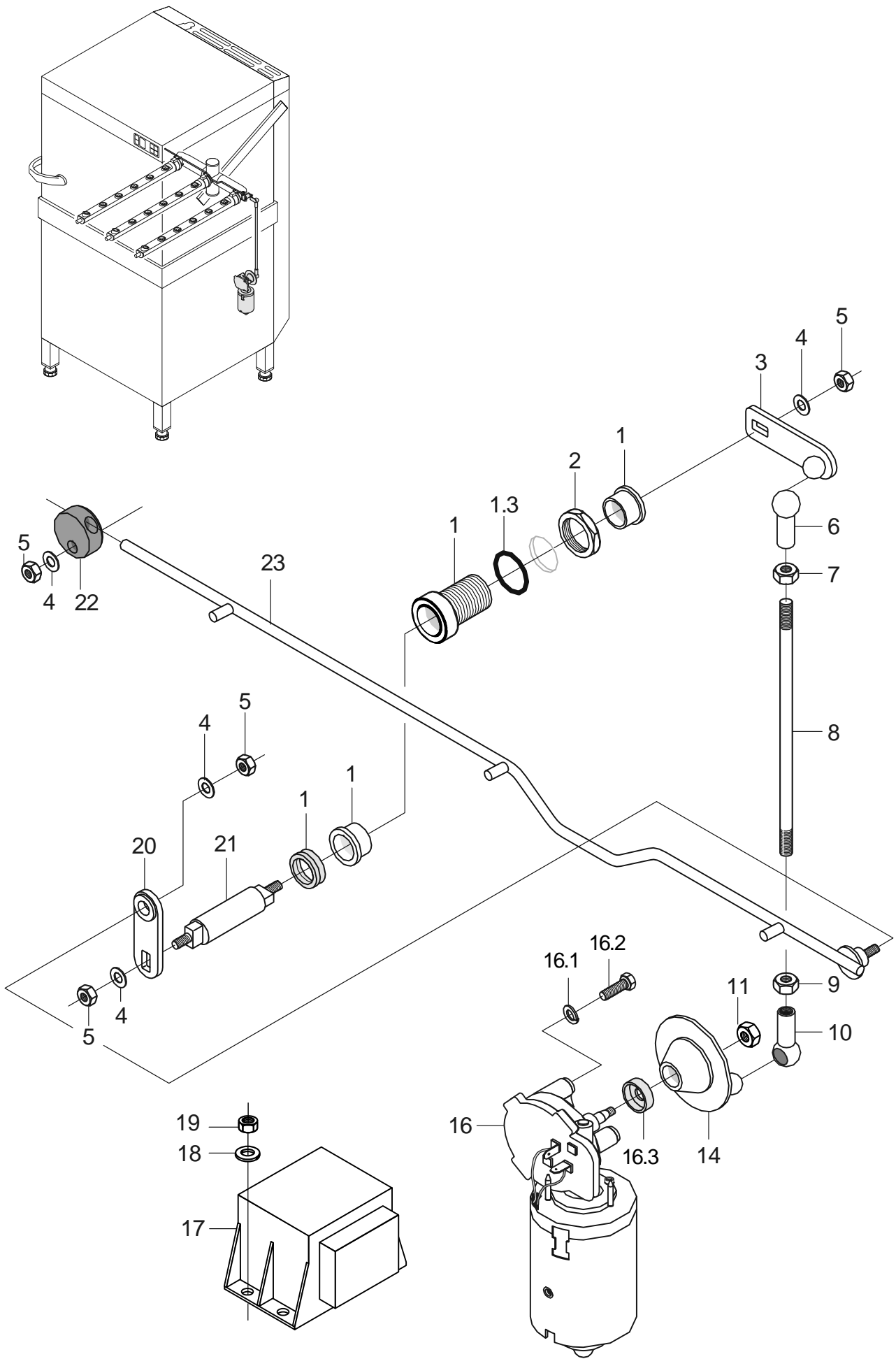
470792 ...



GS 502, GS 515

Washing/rinsing system from machine no.: 470 792

Item.	Designation	Parts no.	Pc.	Notes
13	KIT REVOLVING RINSE ARM WITH 7 JETS; 7 DÜSEN	60003515		up to machine no.: 548 482
13.1	Revolving arm screw; M12 X 30; SW19	60003045		no longer deliverable; up to mach. no.: 496 938 replaced by 60003515
13.1	Rotary arm screw; M12 X 36; SW19	60004123		from machine no.: 496 939
13.2	LOCKING RING; D12 X 0,8	60003023		
13.3	Washer; D14,10 X D20 X 1,0	60003487		
13.4	Revolving arm screw; M12 X 32,3; D25	60003821		no longer deliverable; up to mach. no.: 496 938 replaced by 60003515
13.4	Revolving arm screw; M12 X 34,9; D35	60004125		from machine no.: 496 939
14	Rotating rinse arm conversion, min. 2.4 l; GS215; GS300; GS502	61006613		up to machine no.: 548 482; For machines with non pressurised boilers
15	SET OF ROTARY ARMS WASHING	60003520		
16	Rinse manifold	61006333		Pressure-independent boiler
17	Revolving rinse arm kit; 9 DÜSEN	65005462		GS 515
17.1	Rotary arm screw; M12 X 36; SW19	60004123		
18	Rotating rinse arm conversion, min. 2.4 l; GS515	61006619		up to machine no.: 548 482; For machines with non pressurised boilers

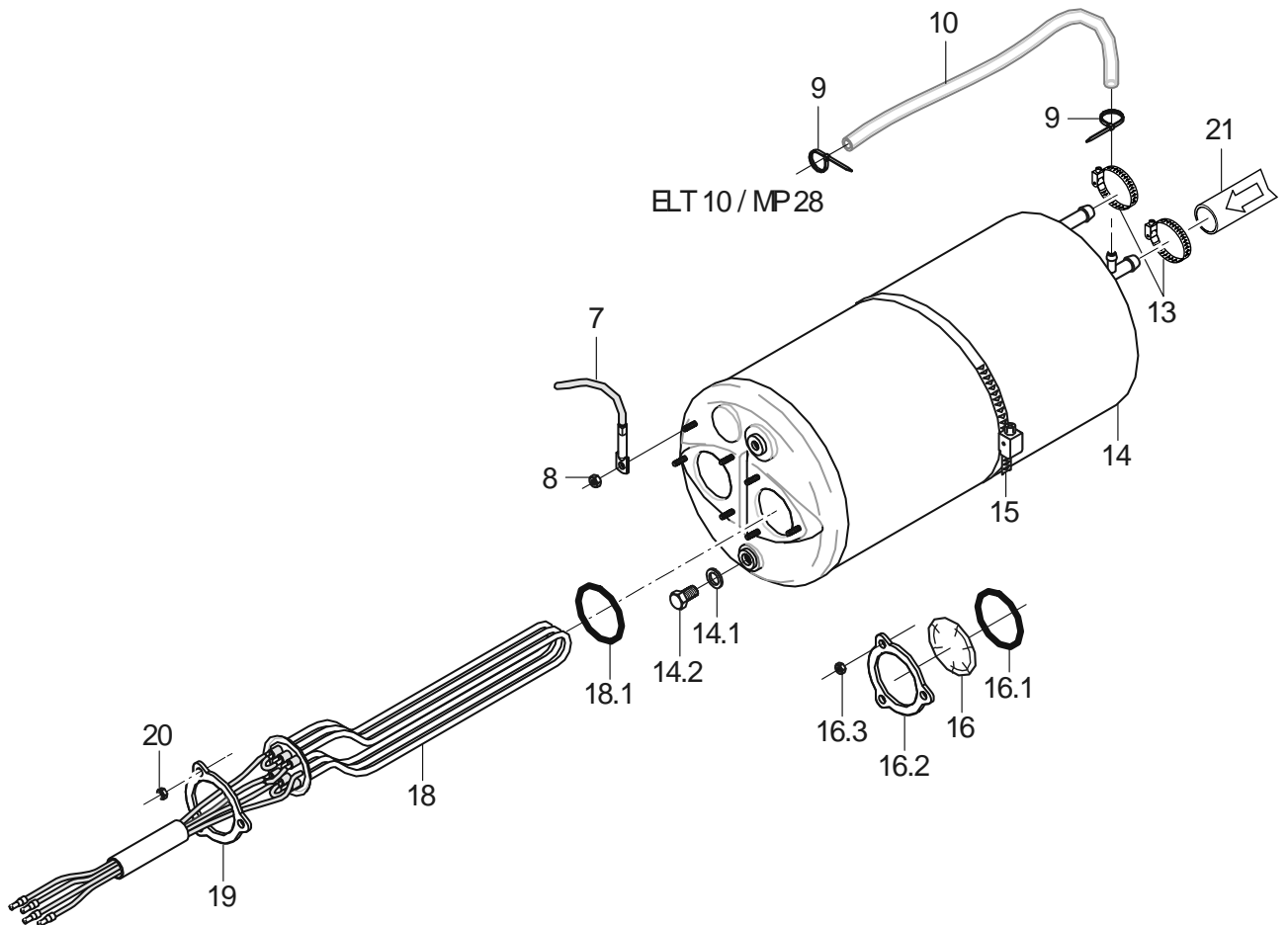
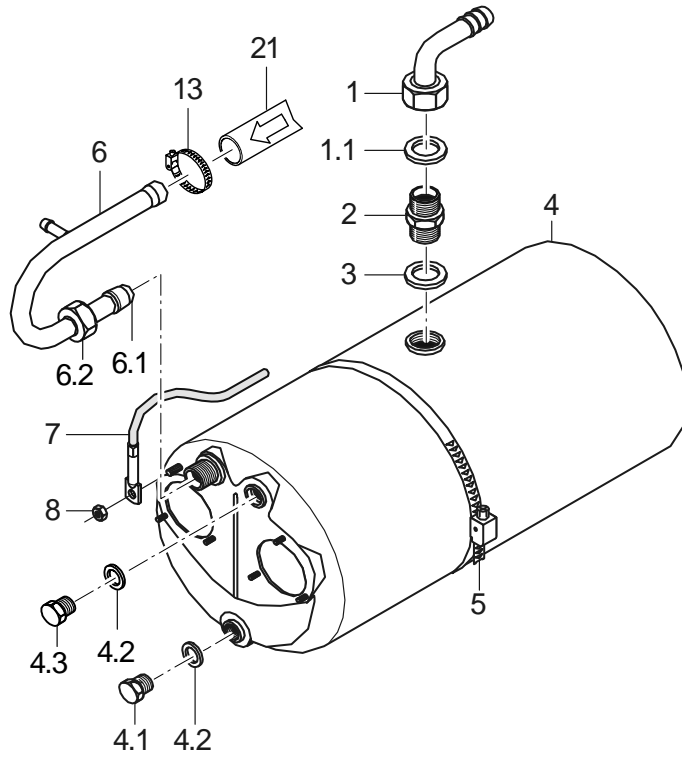
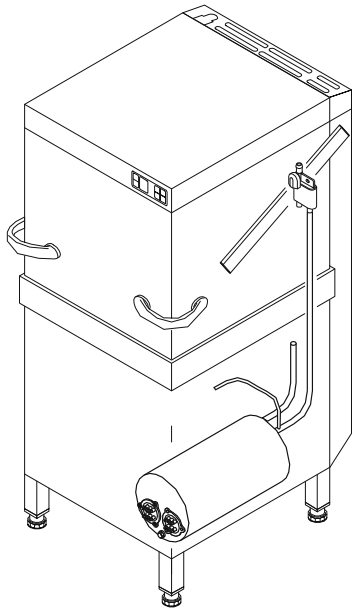


61005716-00

GS 502, GS 515

Reversing - GS 515

Item.	Designation	Parts no.	Pc.	Notes
1	Bearing bush cpl.	65004835		incl. item 1.1
1.1	O-ring; 26 X 2,5	27 07 062		
2	Hex nut; G 3/4" X 5,0; SW32	61002626		
3	Lever	61005483		
4	Washer; D6,4 X D12,5 X 1,6	22 01 302		
5	Hexagonal nut; M6	21 05 304		
6	Ball socket right; M8	28 05 500		
7	Hexagonal nut; M8	21 01 305		
8	Threaded rod; M8 X 265	61005486		
9	Hexagonal nut; M8 LH	21 01 001		
10	Ball socket left; M8-LH	28 05 501		
11	Hexagonal nut; M8	21 05 306		
14	Crank disk cpl.	60001297		
16	Geared motor set	61006607		
16.1	Spring washer; B6	23 03 300	3	
16.2	Hexagon screw; M6 X 16; A70	20 01 306	3	
16.3	Radial shaft seal; D9,7 X D18 X 6	27 10 022	3	
17	Transformer; 230V/1/50HZ	31 15 020		
18	Washer; D4,3 X D12 X 1,0	22 05 300		
19	Hexagonal nut self securing; M4	21 05 300		
20	Reversing lever	61006181		
21	Reversing shaft; D12 X 66,6	60002385		
22	Bearing; D26 X 12	61005648		
23	Connecting rod cpl.	61005571		

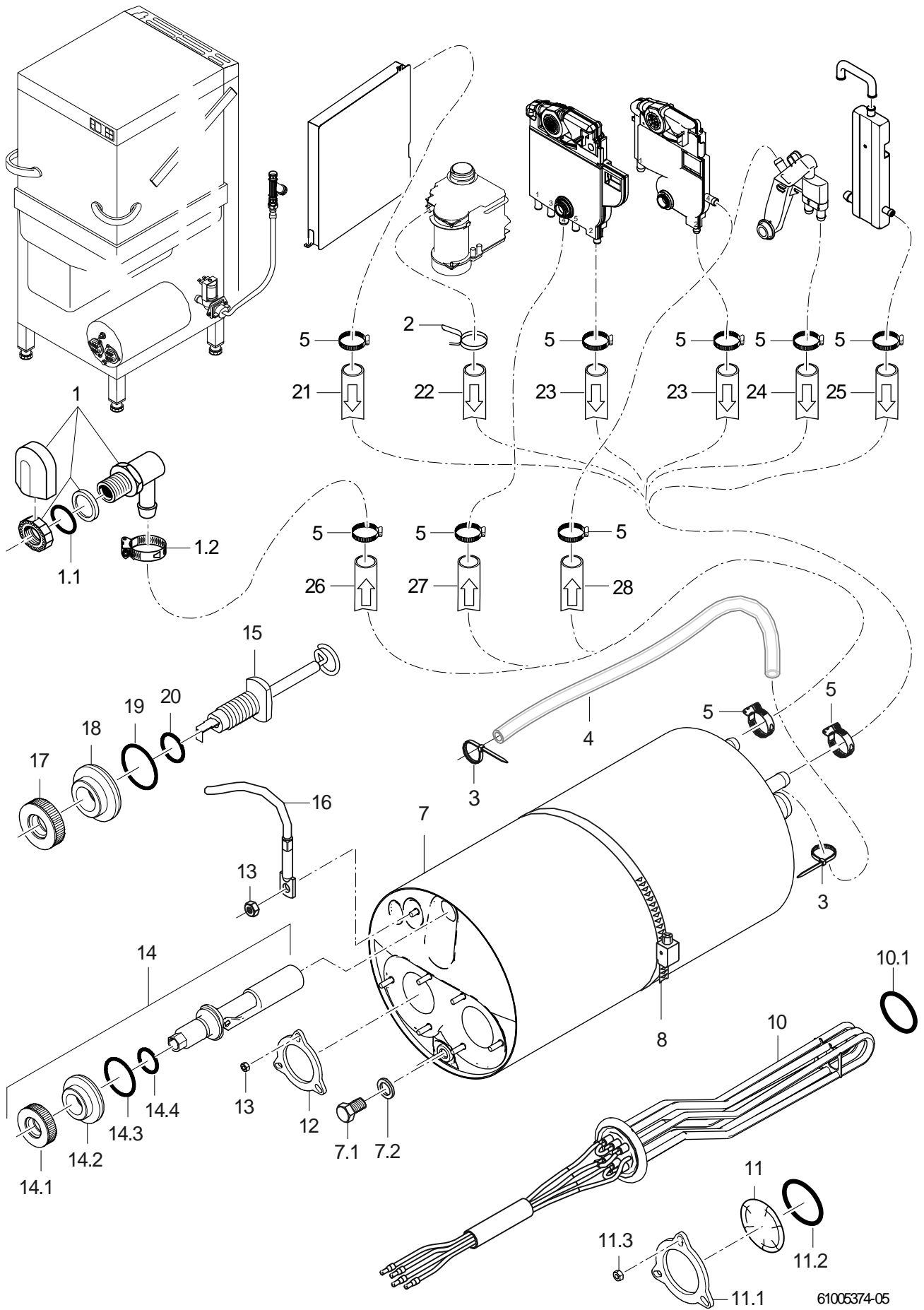


61005373-02

GS 502, GS 515

Pressure boiler

Item.	Designation	Parts no.	Pc.	Notes
1	Hose nipple, angled; D18	60002474		incl. item 1.1 up to machine no.: 431 163
1.1	Gasket; D16 X D24 X 3,0	83001022		
2	Reducing nipple; G 1/2" X G 3/4"; SW27	61003430		up to machine no.: 431 163
3	Gasket; D21 X D28 X 2,0	27 09 011		up to machine no.: 431 163
4	Boiler compl.	61005192		incl. item 4.1 - 4.3 For installation see item 14
4.1	Hexagon screw; M10 X 16; A70	20 01 352		up to machine no.: 431 163
4.2	Gasket; D10 X D18 X 1,5	27 03 003		up to machine no.: 431 163
4.3	Locking screw; M9 X 1 X 14	70003890		up to machine no.: 431 163
5	Hose clamp; D50-215 X 12	28 02 126		
6	Boiler inlet elbow, cpl.	55 09 054		incl. item 6.1 - 6.2 up to machine no.: 431 163
6.1	Cutting ring; D12 X 10	29 07 300		up to machine no.: 431 163
6.2	Coupling nut; G 1/2" X D12,2; SW24	29 07 201		up to machine no.: 431 163
7	Thermal sensor kit 1000mm	80003803		with heat-conducting foil
8	Ratchet nut; M5	21 01 310	3	
9	Cable tie; 100 X 2,5	31 20 175		
10	Hose; DN5 X 1,5	40 01 024		700 mm; "By-the-metre" goods
13	Hose clamp; D12-22 X 9	30000711		
14	Boiler compl.	61005192		incl. item 14.1 – 14.2
14.1	Gasket; D10 X D18 X 1,5	27 03 003		
14.2	Hexagon screw; M10 X 16; A70	20 01 352		
15	Hose clamp; D50-215 X 12	28 02 126		
16	Blind flange	60002787		incl. item 16.1 – 16.3
16.1	O-ring; 43 X 7,0	27 07 088		
16.2	Locking washer; D43 X D80 X 4,0	01 17 003		
16.3	Hexagonal nut; M5	21 01 203	3	
18	Heating element, boiler 6.0 kW with fuse; 400-440V, 3~, 6KW	30008044		
18	Heating element, boiler 6.0 kW with fuse; 230V, 3~, 6KW	30008050		
18	Heating element, boiler 6.0 kW with fuse; 200V, 3~, 6KW	30008046		
18	Heating element, boiler 6.0 kW with fuse; 240V, 1N~, 6KW	30008059		
18.1	O-ring; 43 X 7,0	27 07 088	2	
19	Locking washer; D43 X D80 X 4,0	01 17 003		
20	Hexagonal nut; M5	21 01 203		
21	Industrial hose; DN13 X 3,5	40 02 035		1450 mm; "By-the-metre" goods



61005374-05

GS 502, GS 515

Pressure-independent boiler

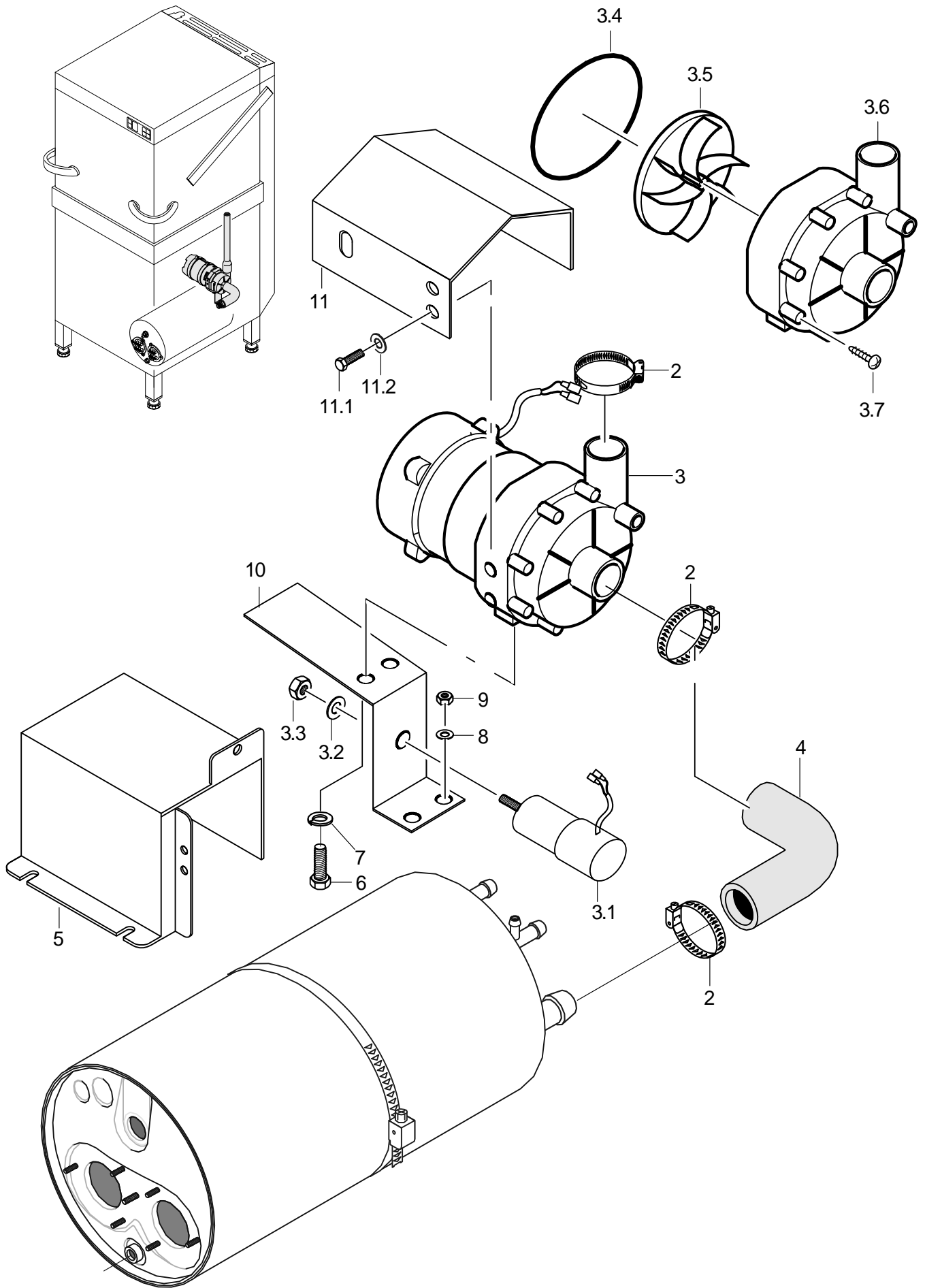
Item.	Designation	Parts no.	Pc.	Notes
1	Water inlet, 3-part set	55 31 007		up to machine no.: 470 791
1.1	Gasket; D21 X D28 X 2,0	27 09 011		replaced by 55 31 007
1.1	Gasket; D20,5 X D28,5 X 2,0	27 01 002		replaced by 55 31 007
1.1	O-ring; 20 X 3	27 07 031		
1.2	Hose clamp; D12-22 X 9	30000711		
2	Wire hose clamp; D14,4 X 15,1	28 02 344		
3	Cable tie; 100 X 2,5	31 20 175	3	
4	Hose; DN5 X 1,5	40 01 024		700 mm; "By-the-metre" goods
5	Hose clamp; D12-22 X 9	30000711		
7	Pressureless boiler cpl.	61005193		up to machine no.: 479 002
7	Pressure-independent boiler	61006113		from machine no.: 479 003
7.1	Hexagon screw; M10 X 16; A70	20 01 352		
7.2	Gasket; D10 X D18 X 1,5	27 03 003		
8	Hose clamp; D50-215 X 12	28 02 126		
10	Heating element, boiler 6.0 kW with fuse; 400-440V, 3~, 6KW	30008044		
10	Heating element, boiler 6.0 kW with fuse; 400-440V, 3~, 6KW	30008045		Australia + Kuba
10	Heating element, boiler 6.0 kW with fuse; 230V, 3~, 6KW	30008050		
10	Heating element, boiler 6.0 kW with fuse; 200V, 3~, 6KW	30008046		
10	Heating element, boiler 6.0 kW with fuse; 240V, 1N~, 6KW	30008059		
10	Heating element, boiler 3.0 kW with fuse; 400-440V, 3~, 3KW	30008041		
10	Heating element, boiler 3.0 kW with fuse; 230V, 3~, 3KW	30008043		
10	Heating element, boiler 3.0 kW with fuse; 200V, 3~, 3KW	30008042		
10.1	O-ring; 43 X 7,0	27 07 088	2	
11	Blind flange	60002787		incl. item 11.1 - 11.3
11.1	Locking washer; D43 X D80 X 4,0	01 17 003		
11.2	O-ring; 43 X 7,0	27 07 088		
11.3	Hexagonal nut; M5	21 01 203	3	
12	Locking washer; D43 X D80 X 4,0	01 17 003		
13	Ratchet nut; M5	21 01 310	3	
14	Floating switch installation set	55 28 255		
14.2	Ring; D14,3 X D32 X 11	60003872		
14.1	Nut; M14 X 2, D26,8 X 8	60003989		
14.3	O-ring; 23 X 3,5	27 07 093		
14.4	O-ring; 11,11 X 1,78	27 07 079		
15	Floating switch installation set	55 28 255		Replacement for: 5528292 (Built-in electrode)
15.1	Nut; M14 X 2, D26,8 X 8	60003989		
15.2	Ring; D14,3 X D32 X 11	60003872		
15.3	O-ring; 23 X 3,5	27 07 093		
15.4	O-ring; 11,11 X 1,78	27 07 079		

For missing items, see next page

GS 502, GS 515

Pressure-independent boiler

Item.	Designation	Parts no.	Pc.	Notes
16	Thermal sensor kit 1000mm	80003803		with heat-conducting foil
17	Nut; M14 X 2, D26,8 X 8	60003989		
18	Ring; D14,3 X D32 X 11	60003943		
19	O-ring; 24 X 3,0	27 07 087		
20	O-ring; 11,11 X 1,78	27 07 079		
21	Moulded hose; DN12,5 X 4,0	80003727		
22	Moulded hose; DN10 X DN12,50 X 2,0	60003158		
23	Moulded hose; DN10 X DN13 X 3,5	61006059		from machine no.: 1053794
24	Industrial hose; DN13 X 3,5	40 02 035		1100 mm; "By-the-metre" goods
25	Hose bend; DN12,5 X 4,0	40 03 050		up to machine no.: 470 791
26	Industrial hose; DN13 X 3,5	40 02 035		1500 mm; metre ware; up to mach. no. 470 791
27	Industrial hose; DN13 X 3,5	40 02 035		950 mm; "By-the-metre" goods
28	Hose elbow 90°; DN12,5X4,0;40X1400	60001610		
o.P.	Boiler conversion set 12 kW; 3 X 400V	55 28 266		
o.P.	Boiler conversion set 12 kW; 3 X 420V	55 28 267		
o.P.	Boiler conversion set 12 kW; 3 X 230V	55 28 268		
o.P.	Boiler conversion set 12 kW; 3 X 200V	55 28 269		

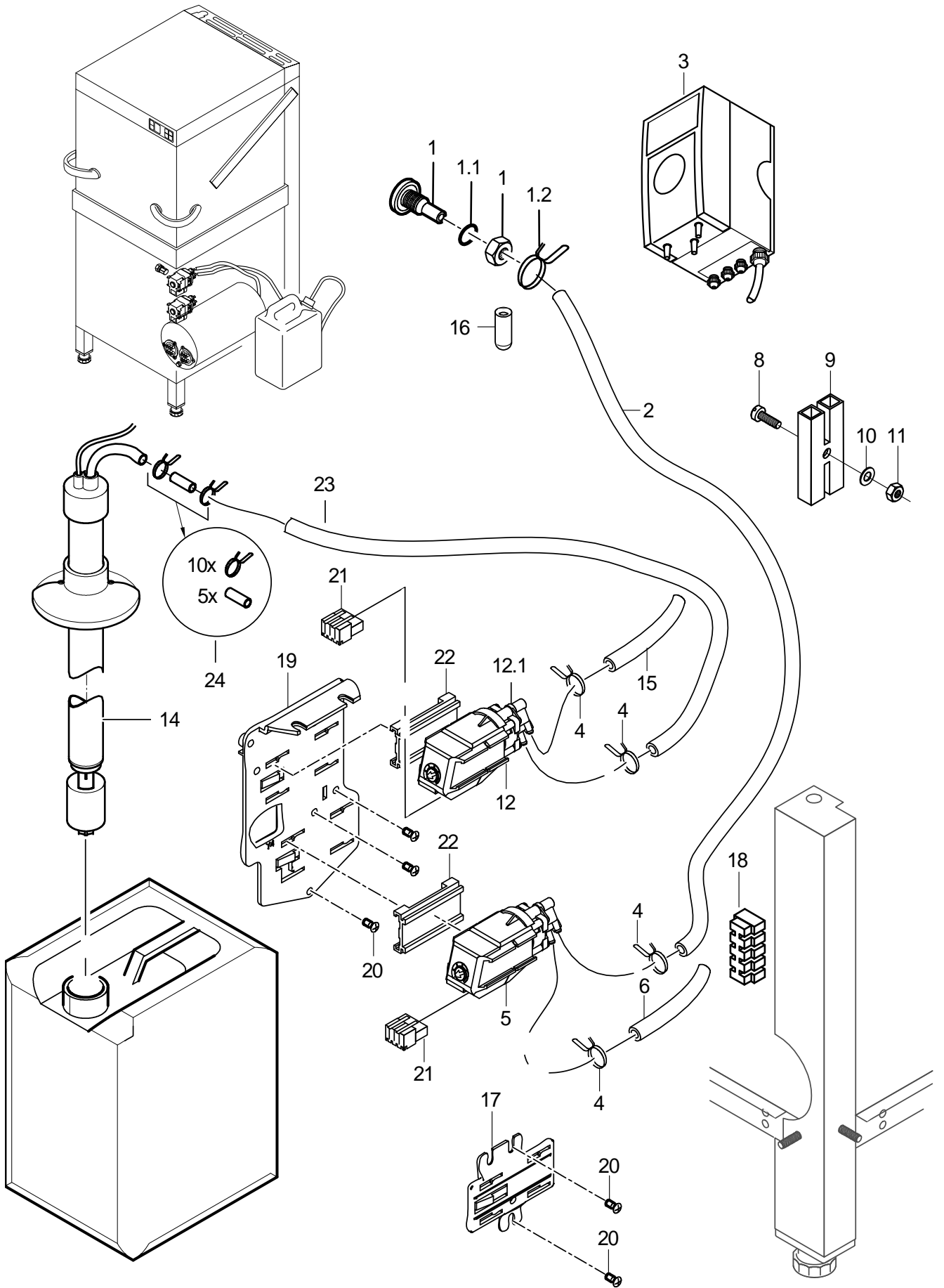


61005375-00

GS 502, GS 515

Rinse pump

Item.	Designation	Parts no.	Pc.	Notes
1	Reducing hose; DN16 X DN30; 1300	40 03 036		adapt
2	Hose clamp; D24-36 X 12	28 02 111		
3	Pump 0.270 kW 8/0; 220/240V/1/50HZ	31 02 477		Repair recommended only for pump housings with 7 screws
3	Pump 0.270 kW 8/0; 200V/1/50HZ	31 02 446		Repair recommended only for pump housings with 7 screws
3	Pump 0.270 kW 8/0; 200V/1/60HZ	31 02 447		Repair recommended only for pump housings with 7 screws
3	Pump 0.270 kW 8/0; 220/240V/1/60HZ	31 02 445		Repair recommended only for pump housings with 7 screws
3.1	Capacitor; 5 MIKRO F	31 13 099		
3.2	Spring washer; B8	23 03 301		
3.3	Hexagonal nut; M8	21 01 305		
3.4	Cord; D=78 X 3; SHOR 50-55;	40 04 023		
3.5	Pump impeller with counter ring; UP60/UP30 - 50HZ	31 02 466		50 Hz
3.5	Pump impeller, installed; FÜR UP60 MIT 60HZ	31 02 587		60 Hz
3.6	Pump housing; D=80,5MM	31 02 519		
3.7	Screw for pump housing; D4X35 PT	31 01 118	7	
4	Hose elbow 90°; DN25X4,0;80X130	80001902		up to machine no.: 430 228
4	Hose bend; DN25 X 4,0	61005703		from machine no.: 430 229
4	Hose elbow 90°; DN25X4,0;80X130	80001902		adapt ; GS 515
5	Conversion kit for repositioning rinse pump	55 28 274		up to machine no.: 430 228
6	Hexagon screw; M6 X 16; A70	20 01 306	2	
7	Spring washer; B6	23 03 300	2	
8	Washer; D5,3 X D15 X 1,2	22 05 301	2	
9	Hexagonal nut self securing; M5	21 05 302	2	
10	Bracket; 2,0 X 45 X 177,5	61005696		from machine no.: 430 229
11	Guard plate	80002255		from machine no.: 430 229
11.1	Hexagon screw; M6 X 16; A70	20 01 306	2	
11.2	Spring washer; B6	23 03 300	2	

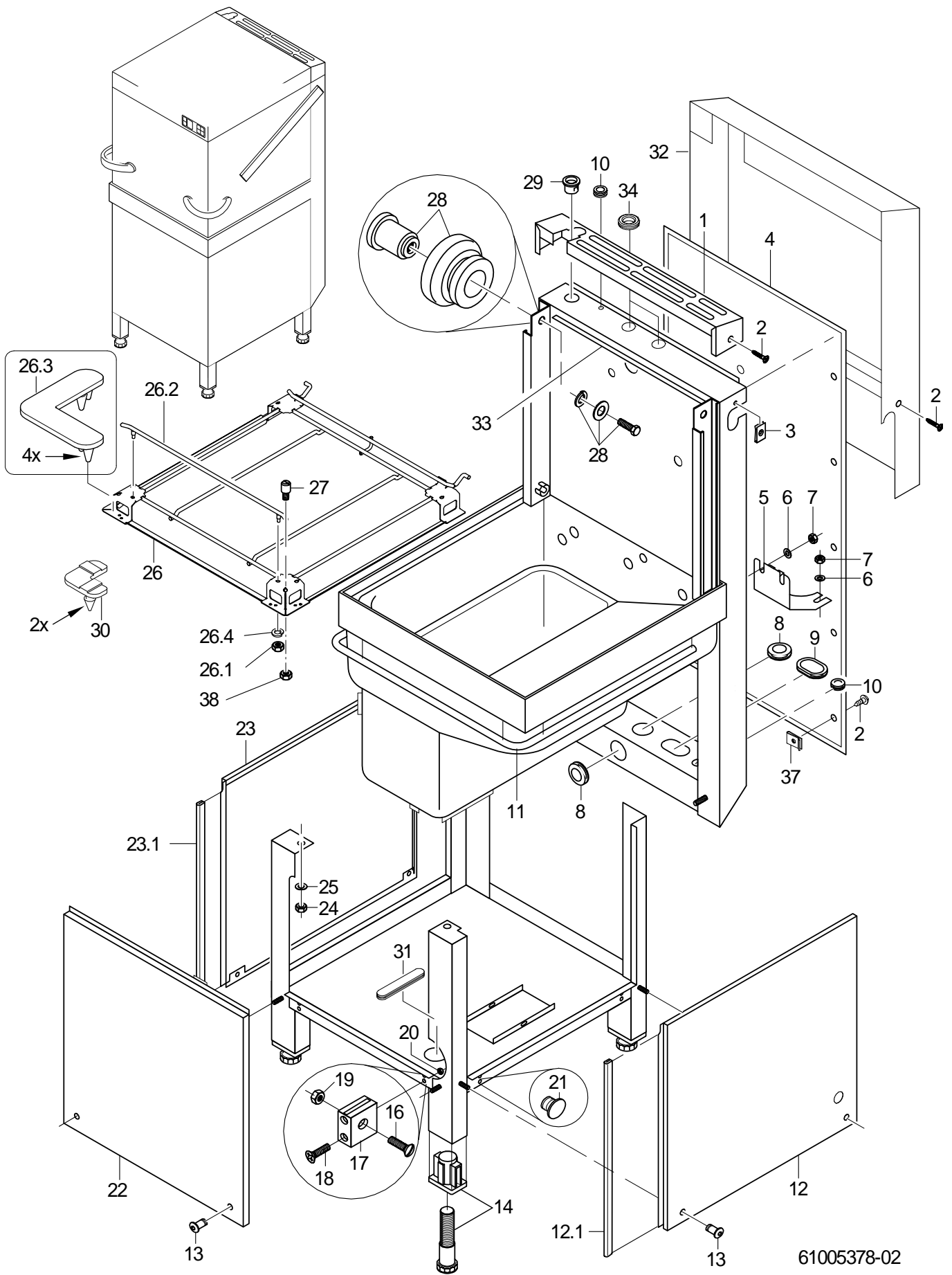


61005377-03

GS 502, GS 515

Dosage

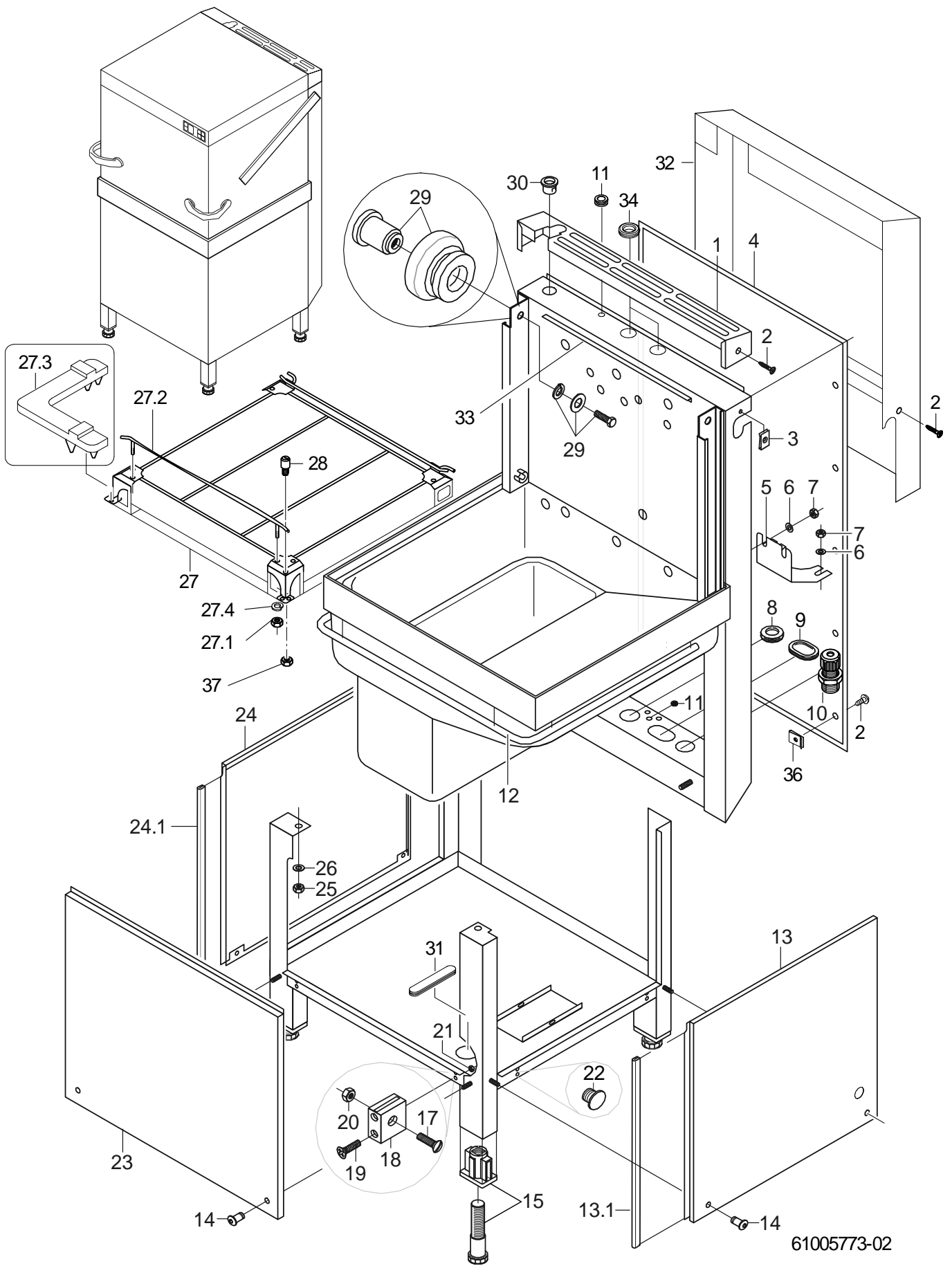
Item.	Designation	Parts no.	Pc.	Notes
1	Dosing nipple set; M10 X 29; SW5	61005883		incl. item 1.1 - 1.2
1.1	O-ring; 10 X 2,5	30000723		
1.2	Wire hose clamp; D8,6 X 1	28 02 348		
2	Hose; DN5 X 1,5	40 01 024		300 mm; "By-the-metre" goods
3	Detergent dosing pump ESP166; 230V/50HZ	80003328		up to WPS 002; Wall installation necessary
3	Fluidos DT "Detergent" retrofit kit	30000008		from WPS 003; contains all parts for retrofit of detergent dosage unit
4	Wire hose clamp; D8,6 X 1	28 02 348		
5	Detergent pump Fluidos DT; 115-240V/50-60HZ	31 02 597		
5	Fluidos DT "Detergent" retrofit kit	30000008		from WPS 003; contains all parts for retrofit of detergent dosage unit
6	Hose; DN5 X 1,5	40 01 024		3500 mm; "By-the-metre" goods
7	Hexagonal nut self securing; M4	21 05 300	2	up to machine no.: 463 833
7	PT screw; KA 50 X 13	20 17 306	2	from machine no.: 463 834
8	Cylinder head screw; M3 X 16	20 09 205		up to machine no.: 463 833
9	Coupler piece, insulated; 250V;20AWG;25A;2-POLIG	31 12 021		up to machine no.: 463 833
10	Washer; D3,2 X D6 X 0,5	22 02 201		up to machine no.: 463 833
11	Hexagonal nut; M3	21 01 301		up to machine no.: 463 833
12.1	Head Fluidos DB "Rinse Aid"	31 02 600		
12	ELT 10 replacement set	55 28 278		up to machine no.: 464 394
12	Rinse aid pump Fluidos DB; 115-240V/50-60HZ	31 02 598		from machine no.: 464 395
14	KIT SUCTION PIPE SD 425 FOR RINSE AID	30000011		incl. item 14.1 – 14.2
15	Hose; DN5 X 1,5	40 01 024		700 mm; "By-the-metre" goods
16	End cap; D5,7 X 25,4	35 06 180		
17	Bracket; 75 X 82,5	80002906		from machine no.: 463 834; up to machine no.: 473 692
18	Binding post; 5-POLIG; 6QMM; 56,5LG	31 09 230		from machine no.: 463 834
19	Adapter plate; 1,5 X 80 X 100	60003688		from machine no.: 473 693
20	PT screw; KB 50 X 16	20 17 301	3	
21	Macro-module plug 5, 4-pole; 250V/4KV/3; 2,5MM2	31 12 094		
22	Adapter; 11,4 X 33,5 X 57,5	80003775		from machine no.: 1002078
23	Hose; DN5 X 1,5 4001027	30011374		1000 mm; "By-the-metre" goods
24	Kit connecting piece for chemical hose (5 pcs.)	30000012		



GS 502, GS 515

Chassis, container and panelling - GS 502

Item.	Designation	Parts no.	Pc.	Notes
1	Top panelling; 1,0 X 276,6 X 851,16	61004865		
2	Sheet metal screw; ST 3,9 X 11	30011208	12	
3	Sheet metal nut; B 3,9	21 17 300	2	
4	Rear wall panelling; 0,8 X 608 X 1210,5	61004902		
5	Bracket; 1,5 X 149,9 X 210	61005566		
6	Washer; D6,4 X D18 X 1,6	22 05 302	4	
7	Hexagonal nut; M6	21 05 304	4	
8	Membrane spout; 6,0 X D57 X D73; D40	61004889		
9	Membrane spout; 6,0 X 58 X 76; D17	61004891		
10	Hose nozzle; 6,25 X D15; D8,5	61004890	3	
11	Profile seal; D25	40 04 016		1890 mm; "By-the-metre" goods
12	Panel right	61005199		up to machine no.: 545 310
12	Panel right	61006593		from machine no.: 545 311
12.1	Sealing profile; 1,0 - 2,0MM	40 04 006		560 mm; "By-the-metre" goods
13	Truss-head screw with retaining ring; M5 X 15	70005097	6	
14	Adjustable foot with threaded insert	61008117	4	
16	Pan head screw; M5 X 16	20 10 224	4	
17	Support; 20 X 7,8 X 27,8	35 01 068	4	
18	Pan head screw; M4 X 30	20 10 316	8	
19	Hexagonal nut; M5	21 01 303	4	
20	Hexagonal nut; M4	21 01 302	8	
21	Cap; D4,8	35 03 012		
22	Front panelling cpl.	61005086		
23	Panel left	61005200		incl. item 23.1
23.1	Sealing profile; 1,0 - 2,0MM	40 04 006		560 mm; "By-the-metre" goods
24	Hexagonal nut; M6	21 05 304	4	
25	Washer; D6,4 X D18 X 1,6	22 05 302	4	
26	Rack carrier, pre-assembled; KÖRBE 500/WANDABST.170	61006030		Racks 500x500 Wall distance 170mm
26	Rack carrier cpl, 420 rack guide; KÖRBE 420/WANDABST.170	61005682		Racks 420x500mm; Wall distance 170mm
26	Rack carrier cpl, 420 rack guide; KÖRBE 420/WANDABST.235	61005854		Racks 420x500mm; Wall distance 235mm
26	Rack carrier cpl, 420 rack guide; WANDABSTAND 250 MM	61005264		Racks 420x500mm; Wall distance 250mm
26.1	Hexagonal nut; M6	21 01 304	2	
26.2	Guide rail cpl.; 519,27 LG	61004267		
26.3	Buffer; 17,5 X 63 X 63	61005559		
26.4	Spring washer; B6	23 03 300	2	
27	Guiding pin cpl.	61005090		Corner version
28	Roller set cpl.	61005206		for both sides
29	Snap-in passage; D23,8	31 10 144		
30	Buffer	61005256		
31	Plug; 6,5 X 14 X 59	61006152		
32	Vapour guard GS 502	80002998		Accessories
33	Kit steam elbow	80003539		
34	Insulating sleeve; 9,0 X D36; D20	61006576	2	
o.P.	Kit working height elevation to 900 mm	80004006		
o.P.	Kit working height elevation to 950 mm	30002521		
37	Sheet metal nut; B 3,9	21 17 301	8	

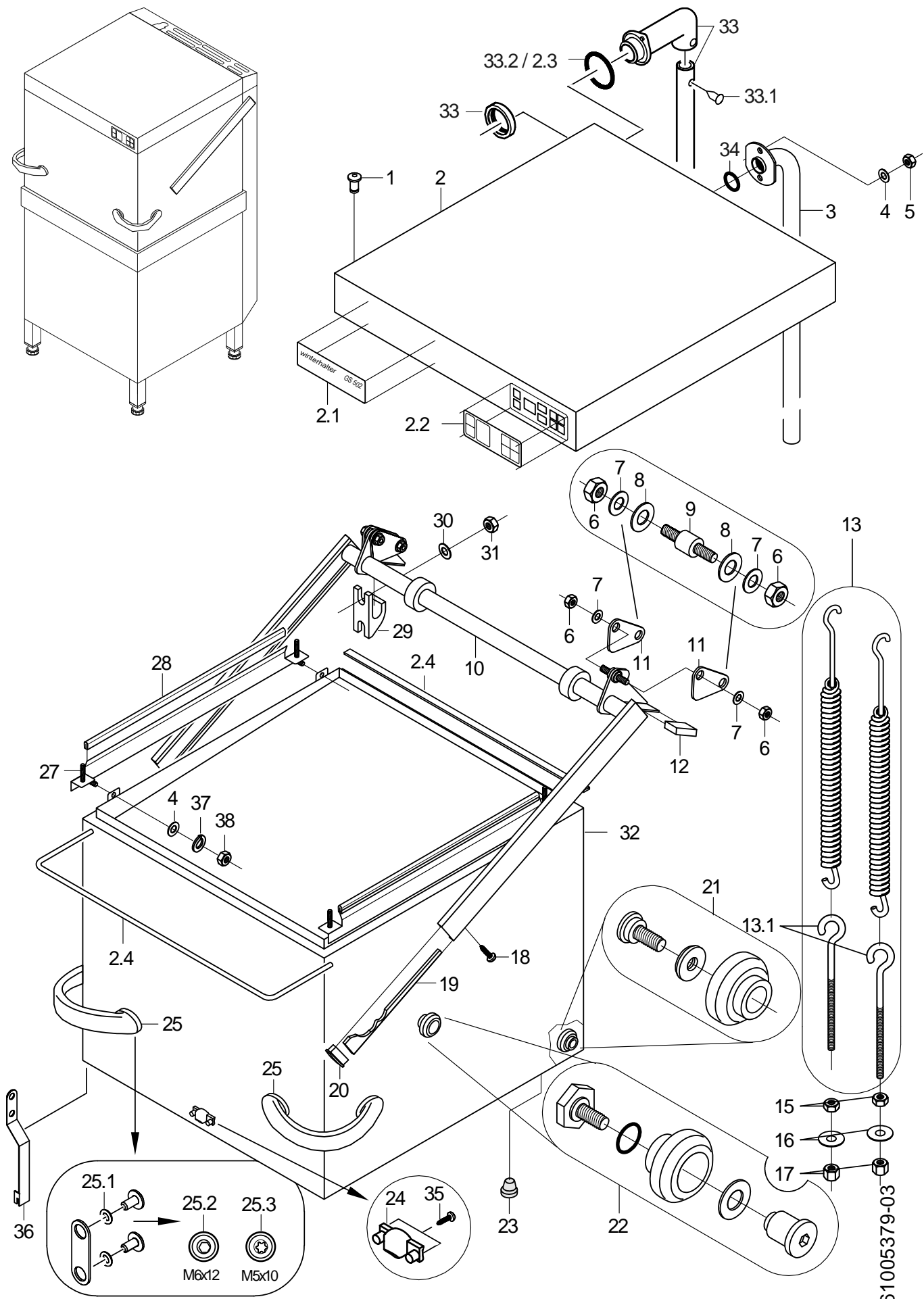


61005773-02

GS 502, GS 515

Chassis, container and panelling - GS 515

Item.	Designation	Parts no.	Pc.	Notes
1	Top panelling; 1,0 X 298,64 X 968,8	61005561		
2	Sheet metal screw; ST 3,9 X 11	30011208	12	
3	Sheet metal nut; B 3,9	21 17 300	2	
4	Rear wall panelling; 0,8 X 704 X 1269,6	61005557		
5	Bracket; 1,5 X 138,3 X 200	61005731		
6	Washer; D6,4 X D18 X 1,6	22 05 302	4	
7	Hexagonal nut; M6	21 05 304	4	
8	Membrane spout; 6,0 X D57 X D73; D40	61004889		
9	Membrane spout; 6,0 X 58 X 76; D17	61004891		
10	Cable gland; PG21; 10-18 MM; IP68	31 10 070		
10	Cable gland; PG29; 16-25 MM; IP68	31 10 123		
11	Hose nozzle; 6,25 X D15; D8,5	61004890		
12	Profile seal; D25	40 04 016		1990 mm; "By-the-metre" goods
13	Panel right	61005738		up to machine no.: 551 352
13	Panel right	61006594		from machine no.: 551 353
13.1	Sealing profile; 1,0 - 2,0MM	40 04 006	6	560 mm; "By-the-metre" goods
14	Truss-head screw with retaining ring; M5 X 15	70005097		
15	Threaded insert; RD26 X 1/8;39 X 59 X85	61004787	4	
16	Foot cleats; RD26 X 1/8; SW40 X 135	61004786	4	
17	Pan head screw; M5 X 16	20 10 224	4	
18	Support; 20 X 7,8 X 27,8	35 01 068	4	
19	Pan head screw; M4 X 30	20 10 316	8	
20	Hexagonal nut; M5	21 01 303	4	
21	Hexagonal nut; M4	21 01 302	8	
22	Cap; D4,8	35 03 012		
23	Front panelling cpl.	61005554		
24	Panel left	61005737		incl. item 24.1
24.1	Sealing profile; 1,0 - 2,0MM	40 04 006		560 mm; "By-the-metre" goods
25	Hexagonal nut; M6	21 05 304	4	
26	Washer; D6,4 X D18 X 1,6	22 05 302	4	
27	Rack carrier, pre-assembled	61006032		incl. item 27.1 - 27.4
27.1	Hexagonal nut; M6	21 01 304	2	
27.2	Guide rail cpl.; 519,27 LG	61004267		
27.3	Buffer; 17,5 X 63 X 63	61005559		
27.4	Spring washer; B6	23 03 300		
27	Rack carrier; KF 510/Wandabstand 140	81001539		Wall distance 140mm
28	Guiding pin; D10 X 25	61004238		Corner version
29	Roller set cpl.	61005206		for both sides
30	Snap-in passage; D23,8	31 10 144		
31	Plug; 6,5 X 14 X 59	61006152		
32	Vapour guard GS 515	80003024		Accessories
33	Kit steam elbow	80003801		
34	Insulating sleeve; 9,0 X D36; D20	61006576	2	
o.P.	Kit working height elevation to 900mm	80003174		
o.P.	Kit working height elevation to 950mm	80003175		
36	Sheet metal nut; B 3,9	21 17 301	8	
37	Hexagonal nut; M8	21 01 305		

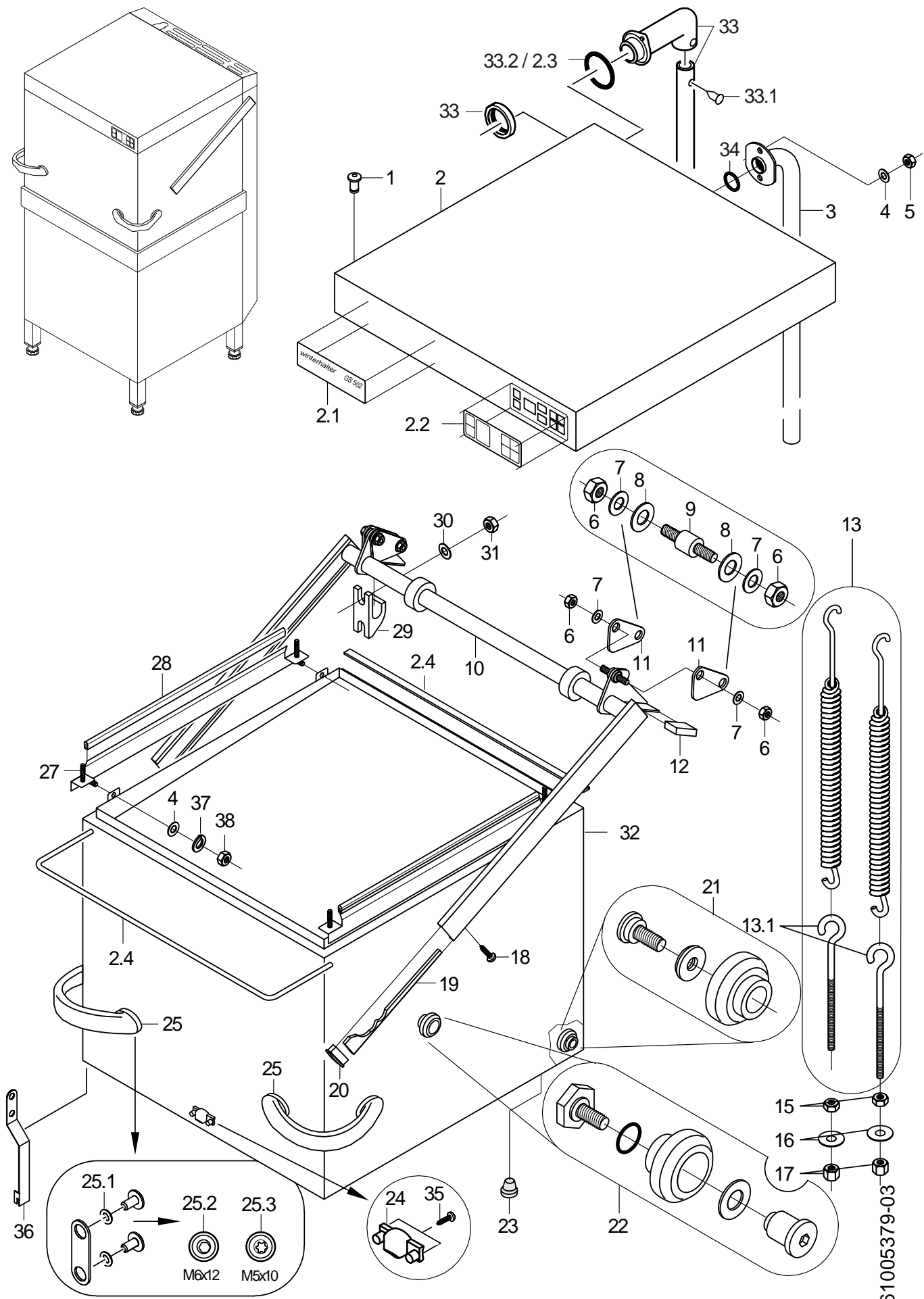


GS 502, GS 515

Hood - GS 502

Item.	Designation	Parts no.	Pc.	Notes
1	Truss-head screw with retaining ring; M5 X 15	70005097	4	
2	Hood cover with operat. foil	61005338		up to machine no.: 470 791
2	Hood cover with operat. foil	61006090		from machine no.: 470 792
2.1	Plate -Winterhalter GS 502-; 0,175 X 35 X 126	61006610		
2.2	Pad -Operating Panel-; 0,175 X 50 X 180	31 24 223		
2.3	O-ring; 28 X 2,5	27 07 049		
2.4	Gasket set, hood	80003571		
3	Pipe; 635 LG	61005021		up to machine no.: 431 888 ; no longer deliverable; contact with factory necessary
4	Washer; D5,3 X D10 X 1,0	22 01 300	2	
5	Hexagonal nut self securing; M5	21 05 302	10	
6	Hexagonal nut; M8	21 05 306	8	
7	Washer; D8,4 X D17 X 1,6	22 01 303	8	up to 10/2003
8	Washer; D10,5 X D18 X 1,6	22 02 206	4	
9	Shaft; D10 X 34	61005054	4	
10	Lever	61004854		
11	Lug; 2,0 X 45,2 X 81,6	61005055	4	
12	Buffer; 14 X 28 X 31	61005067	2	
13	Set tension spring; L0=733;L1=1001;F1=1570	61006636	1	Spring clamp 88000468 necessary to replace the cover tension springs
13.1	Eye screw; M10 X 150	61002816	2	
15	Hexagonal nut; M10	21 01 306	2	
16	Washer; D10,5 X D30 X 2,5	22 02 304	2	
17	Hexagonal nut; M10	21 01 006	2	
18	Lens head screw with internal hexagon; M6 X 12	20 10 002	2	
19	Locking brake; 14,75 X 15 X 121	61009030	2	
20	Plug; 21 X 26 X 55	61004866	4	
21	Roller set cpl.	61005202		up to machine no.: 408 497; for both sides
21	Roller set cpl.	61005333		from machine no.: 408 498; for both sides
22	Roller set cpl.	61005203		for both sides
23	Cap; D4,8	35 03 012	2	
24	Magnet holder; 12,9 X 15 X 40	61006243		incl. magnet
25	Kit handle GS500	61008983		incl. item 25.1 – 25.3
25.1	Kit O-Ring, Handle	61008984		
25.2	Lens head screw with internal hexagon; M6 X 12	20 10 002		
25.3	Lens head screw; M5 X 10; ANTRIEB TORX 25	30002092		

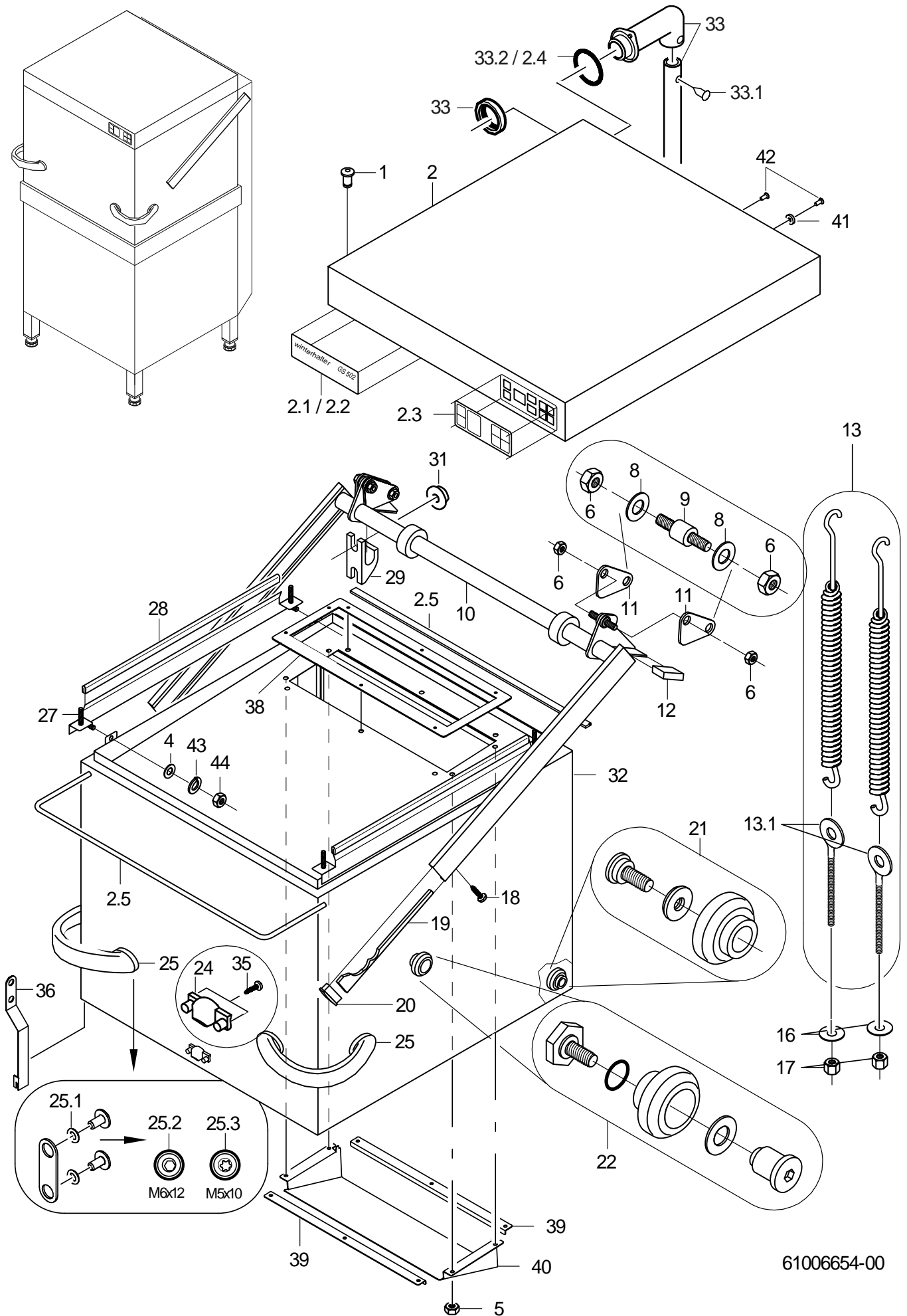
For missing items, see next page



GS 502, GS 515

Hood - GS 502

Item.	Designation	Parts no.	Pc.	Notes
27	Bracket cpl.; 592 LG	61005101	2	
28	Sealing profile; 1,0 - 2,0MM	40 04 006		540 mm; "By-the-metre" goods
29	Door lever bearing; 70 X 21 X 39,25	35 01 066	4	
30	Washer; D8,4 X D17 X 1,6	22 01 303	8	
31	Hexagonal nut; M6	21 05 304	8	
32	Hood cpl.	61005324		up to machine no.: 470 791
32	Hood	61006033		from machine no.: 470 792
33	Cable pipe cpl.	61005849		from machine no.: 431 889
33.1	Pin; D3,9 X 14,0 X 9,0	25 09 322		
33.2	O-ring; 28 X 2,5	27 07 049		
34	O-ring; 20 X 3	27 07 031		
35	Sheet metal screw; ST 3,9 X 9,5	20 20 307	2	
36	Kit rack stop GS 502	80003157		extras
37	Spring washer; B5	23 03 302	4	
38	Hexagonal nut; M5	21 01 203	4	

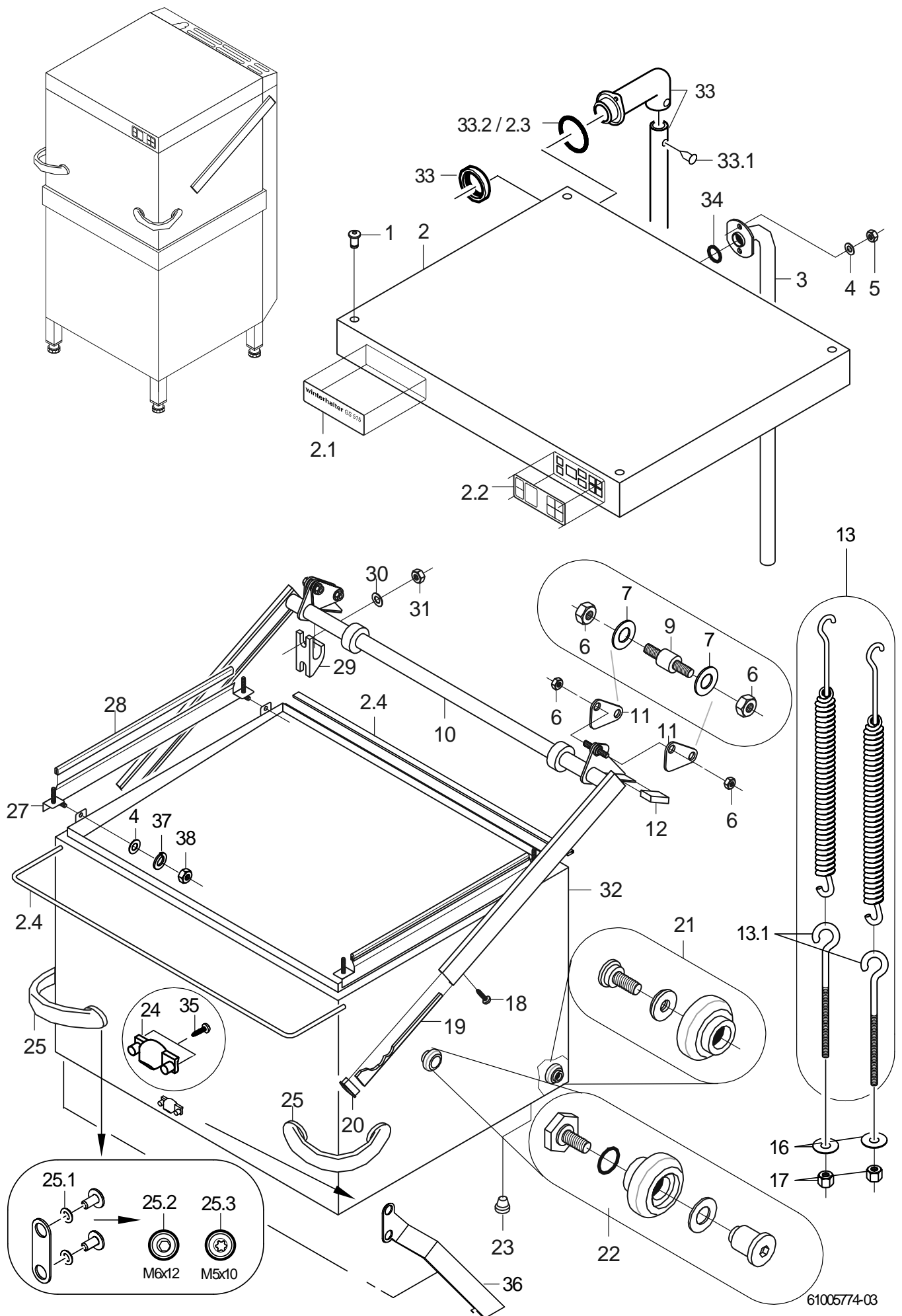


61006654-00

GS 502, GS 515

Hood - GS 502 Energy / Energy+

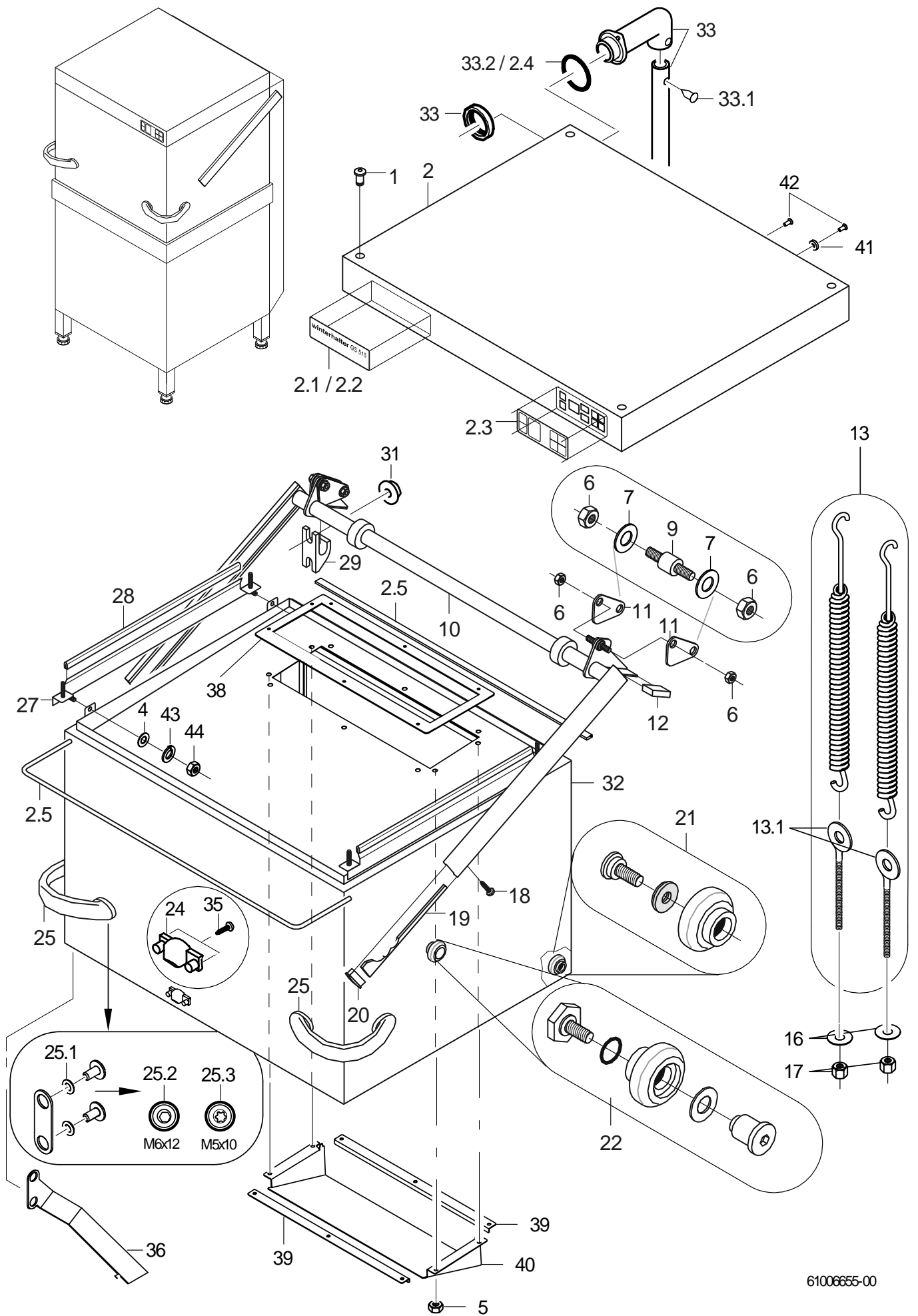
Item.	Designation	Parts no.	Pc.	Notes
1	Truss-head screw with retaining ring; M5 X 15	70005097	4	
2	Hood cover with operat. foil; GS502 ENERGY(+)	80003759		
2.1	Plate "Winterh. GS502 Energy"; 0,175 X 35 X 126	61006663		
2.2	Plate "Winterh. GS502 Energy+"; 0,175 X 35 X 126	61006664		
2.3	Pad -Operating Panel-; 0,175 X 50 X 180	31 24 223		
2.4	O-ring; 28 X 2,5	27 07 049		
2.5	Gasket set, hood	80003571		
4	Washer; D5,3 X D10 X 1,0	22 01 300	2	
5	Hexagonal nut self securing; M5	21 05 302	10	
6	Hexagonal nut; M8	21 05 306	8	
8	Washer; D10,5 X D18 X 1,6	22 02 206	4	
9	Shaft; D10 X 34	61005054	4	
10	Lever	61004854		
11	Lug; 2,0 X 45,2 X 81,6	61005055	4	
12	Buffer; 14 X 28 X 31	61005067	2	
13	Set tension spring; L0=733;L1=1001;F1=1570	61006636	1	Spring clamp 88000468 necessary to replace the cover tension springs
13.1	Screw; M10 X 80	20 06 339	2	
16	Washer; D10,5 X D30 X 2,5	22 02 304	2	
17	Hexagonal nut; M10	21 01 006	2	
18	Lens head screw with internal hexagon; M6 X 12	20 10 002	2	
19	Locking brake; 14,75 X 15 X 121	61009030	2	
20	Plug; 21 X 26 X 55	61004866	4	
21	Roller set cpl.	61005333		for both sides
22	Roller set cpl.	61005203		for both sides
24	Magnet holder; 12,9 X 15 X 40	61006243		incl. magnet
25	Kit handle GS500	61008983	1	incl. item 25.1 – 25.3
25.1	Kit O-Ring, Handle	61008984		
25.2	Lens head screw with internal hexagon; M6 X 12	20 10 002		
25.3	Lens head screw; M5 X 10; ANTRIEB TORX 25	30002092		
27	Bracket cpl.; 592 LG	61005101	2	
28	Sealing profile; 1,0 - 2,0MM	40 04 006		540 mm; "By-the-metre" goods
29	Door lever bearing; 70 X 21 X 39,25	35 01 066	4	
31	Ratchet nut; M6	21 01 311	8	
32	Hood	80003411		
33	Cable pipe cpl.	61005849		incl. item 33.1 - 33.2
33.1	Pin; D3,9 X 14,0 X 9,0	25 09 322		
33.2	O-ring; 28 X 2,5	27 07 049		
35	Sheet metal screw; ST 3,9 X 9,5	20 20 307	2	
36	Kit rack stop GS 502	80003157		Additional equipment
38	Seal; 2,0 X 176 X 440	80003414		
39	Elbow; 1,25 X 27,3 X 395	80003413	2	
40	Cover; 1,25 X 155 X 555,6	80003305		
41	Slip ring; D15 X D6 X 3,5	70007314	2	
42	Countersunk screw; M5 X 12	20 12 202	7	
43	Spring washer; B5	23 03 302	4	
44	Hexagonal nut; M5	21 01 203	4	



GS 502, GS 515

Hood - GS 515

Item.	Designation	Parts no.	Pc.	Notes
1	Truss-head screw with retaining ring; M5 X 15	70005097	4	
2	Hood cover with operat. foil	61005736		up to machine no.: 470 791
2	Hood cover with operat. foil	61006091		from machine no.: 470 792
2.1	Plate -Winterhalter GS 515-; 0,175 X 35 X 126	61006611		
2.2	Pad -Operating Panel-; 0,175 X 50 X 180	31 24 223		
2.3	O-ring; 28 X 2,5	27 07 049		
2.4	Gasket set, hood	80003571		
3	Pipe; 635 LG	61005021		no longer deliverable; Contact with the factory necessary
4	Washer; D5,3 X D10 X 1,0	22 01 300	2	
5	Hexagonal nut self securing; M5	21 05 302	10	
6	Hexagonal nut; M8	21 05 306	8	
7	Washer; D10,5 X D18 X 1,6	22 02 206	4	
9	Shaft; D10 X 34	61005054	4	
10	Hood lever cpl.	61005495		
11	Lug; 2,0 X 45,17 X 81,77	61005760	4	
12	Buffer; 14 X 15 X 31	61005730	4	
13	Set tension spring; L0=733;L1=1001;F1=1570	61006636	1	Spring clamp 88000468 necessary to replace the cover tension springs
13.1	Eye screw; M10 X 150	61002816	2	
16	Washer; D10,5 X D30 X 2,5	22 02 304	2	
17	Hexagonal nut; M10	21 01 006	2	
18	Lens head screw with internal hexagon; M6 X 12	20 10 002	2	
19	Locking brake; 14,75 X 15 X 121	61009030	2	
20	Plug; 21 X 26 X 55	61004866	4	
21	Roller set cpl.	61005333		for both sides
22	Roller set cpl.	61005203		for both sides
23	Cap; D4,8	35 03 012	2	
24	Magnet holder; 12,9 X 15 X 40	61006243		incl. magnet
25	Kit handle GS500	61008983		incl. item 25.1 – 25.3
25.1	Kit O-Ring, Handle	61008984		
25.2	Lens head screw with internal hexagon; M6 X 12	20 10 002		
25.3	Lens head screw; M5 X 10; ANTRIEB TORX 25	30002092		
27	Bracket cpl.; 592 LG	61005101	2	
28	Sealing profile; 1,0 - 2,0MM	40 04 006		540 mm; "By-the-metre" goods
29	Door lever bearing; 70 X 21 X 39,25	35 01 066	4	
30	Washer; D8,4 X D17 X 1,6	22 01 303	8	
31	Hexagonal nut; M6	21 05 304	8	
32	Hood cpl.	61005460		up to machine no.: 470 791
32	Hood	61006038		from machine no.: 470 792
33	Cable pipe cpl.	61005849		from machine no.: 431 889
33.1	Pin; D3,9 X 14,0 X 9,0	25 09 322		
33.2	O-ring; 28 X 2,5	27 07 049		
34	O-ring; 20 X 3	27 07 031		
35	Sheet metal screw; ST 3,9 X 9,5	20 20 307	2	
36	Kit rack stop GS 515	80003158		extras
37	Spring washer; B5	23 03 302	4	
38	Hexagonal nut; M5	21 01 203		

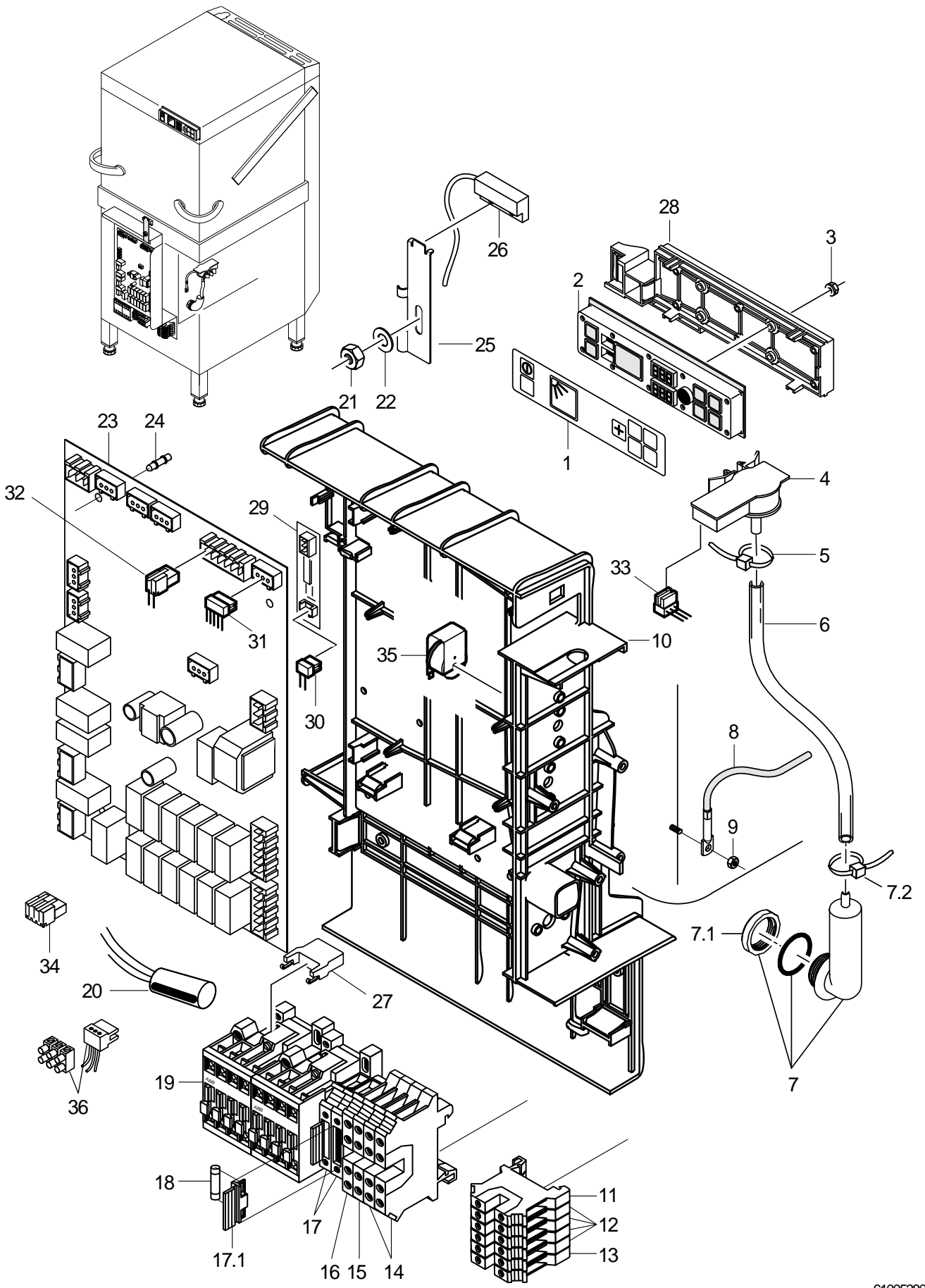


61006655-00

GS 502, GS 515

Hood - GS 515 Energy / Energy+

Item.	Designation	Parts no.	Pc.	Notes
1	Truss-head screw with retaining ring; M5 X 15	70005097	4	
2	Hood cover with operat. foil; GS515 ENERGY(+)	80003782		
2.1	Plate "Winterh. GS515 Energy"; 0,175 X 35 X 126	61006665		
2.2	Plate "Winterh.GS515 Energy+"; 0,175 X 35 X 126	61006666		
2.3	Pad -Operating Panel-; 0,175 X 50 X 180	31 24 223		
2.4	O-ring; 28 X 2,5	27 07 049		
2.5	Gasket set, hood	80003571		
4	Washer; D5,3 X D10 X 1,0	22 01 300	2	
5	Hexagonal nut self securing; M5	21 05 302	10	
6	Hexagonal nut; M8	21 05 306	8	
8	Washer; D10,5 X D21 X 2,0	22 01 206	4	
9	Shaft; D10 X 34	61005054	4	
10	Hood lever cpl.	61005495		
11	Lug; 2,0 X 45,17 X 81,77	61005760	4	
12	Buffer; 14 X 15 X 31	61005730	2	
13	Set tension spring; L0=733;L1=1001;F1=1570	61006636	1	Spring clamp 88000468 necessary to replace the cover tension springs
13.1	Screw; M10 X 80	20 06 339	2	
16	Washer; D10,5 X D30 X 2,5	22 02 304	2	
17	Hexagonal nut; M10	21 01 006	2	
18	Lens head screw with internal hexagon; M6 X 12	20 10 002	2	
19	Locking brake; 14,75 X 15 X 121	61009030	2	
20	Plug; 21 X 26 X 55	61004866	4	
21	Roller set cpl.	61005333		for both sides
22	Roller set cpl.	61005203		for both sides
24	Magnet holder; 12,9 X 15 X 40	61006243		incl. magnet
25	Kit handle GS500	61008983	2	incl. item 25.1 – 25.3
25.1	Kit O-Ring, Handle	61008984		
25.2	Lens head screw with internal hexagon; M6 X 12	20 10 002		
25.3	Lens head screw; M5 X 10; ANTRIEB TORX 25	30002092		
27	Bracket cpl.; 592 LG	61005101	2	
28	Sealing profile; 1,0 - 2,0MM	40 04 006		540 mm; "By-the-metre" goods
29	Door lever bearing; 70 X 21 X 39,25	35 01 066	4	
31	Ratchet nut; M6	21 01 311	8	
32	Hood	80003467		
33	Cable pipe cpl.	61005849		incl. item 33.1 - 33.2
33.1	Pin; D3,9 X 14,0 X 9,0	25 09 322		
33.2	O-ring; 28 X 2,5	27 07 049		
35	Sheet metal screw; ST 3,9 X 9,5	20 20 307	2	
36	Kit rack stop GS 515	80003158		Additional equipment
38	Seal; 2,0 X 176 X 440	80003414		
39	Elbow; 1,25 X 27,3 X 395	80003413	2	
40	Cover; 1,25 X 155 X 555,6	80003305		
41	Slip ring; D15 X D6 X 3,5	70007314	2	
42	Countersunk screw; M5 X 12	20 12 202	7	
43	Spring washer; B5	23 03 302	4	
44	Hexagonal nut; M5	21 01 203	4	



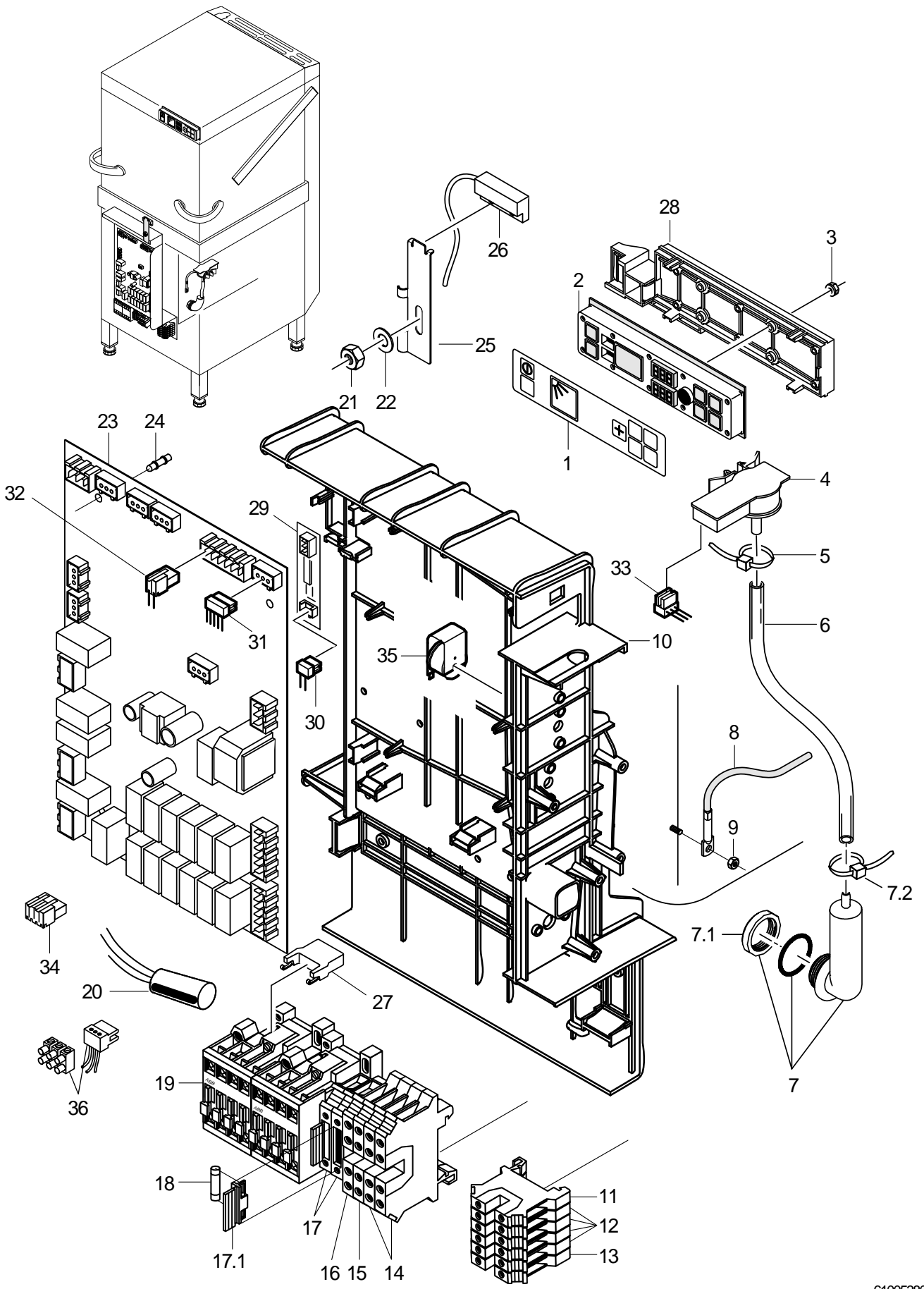
61005380-02

GS 502, GS 515

Electric parts

Item.	Designation	Parts no.	Pc.	Notes
1	Pad -Operating Panel-; 0,175 X 50 X 180	31 24 223		
2	Operating panel; 25 X 55 X 210	31 24 222		
3	Nut with soft push; M3, SW7, MAX. 160 NM	31 13 116	10	
3	Nut-and-washer assembly; M3	21 01 312	4	
4	Pressure transmitter; 0-30MBAR;5VDC/0,5-3,5V	31 26 044		
5	Cable tie; 100 X 2,5	31 20 175	2	
6	Hose; DN5 X 1,5	40 01 024		220 mm; "By-the-metre" goods
7	Air chamber set	60003525		incl. item 7.1 – 7.2
7.1	Nut; D26,2 X 8,5; SW32	60004612		
7.2	Cable tie; 100 X 2,5	31 20 175		
8	Thermal sensor kit 1000mm	80003803		with heat-conducting foil
9	Hexagonal nut self securing; M5	21 05 302		
10	Assembly plate; 129 X 293 X 491,22	61005381		not exchangeable with CN assembly plate
11	Twin terminal, blue	31 09 223		
12	Twin terminal, grey	31 09 222	4	
13	Double terminal, UK, 10-Twin-PE	31 09 224		
14	Earth conductor terminal green/yellow	31 09 120	2	
15	UDK 4 BU double terminal	31 09 152		
16	UDK 4 double terminal	31 09 151		
17	Universal fuse clip	31 09 063	2	incl. item 17.1
17.1	Securing plug	31 09 072	2	
18	Fine fuse, medium time lag; 250V; 4,0A; 5 X 20	31 11 123	2	retrofittable
19	Contacto AF16; 100-250V/50-60HZ AC/DC; 7,5KW	30000861	2	
20	Radio interference suppression capacitor; 0,27MF + 2 X 2700PF	31 13 078		
21	Hexagonal nut self securing; M5	21 05 302		
22	Washer; D5,3 X D15 X 1,2	22 05 301		

For missing items, see next page

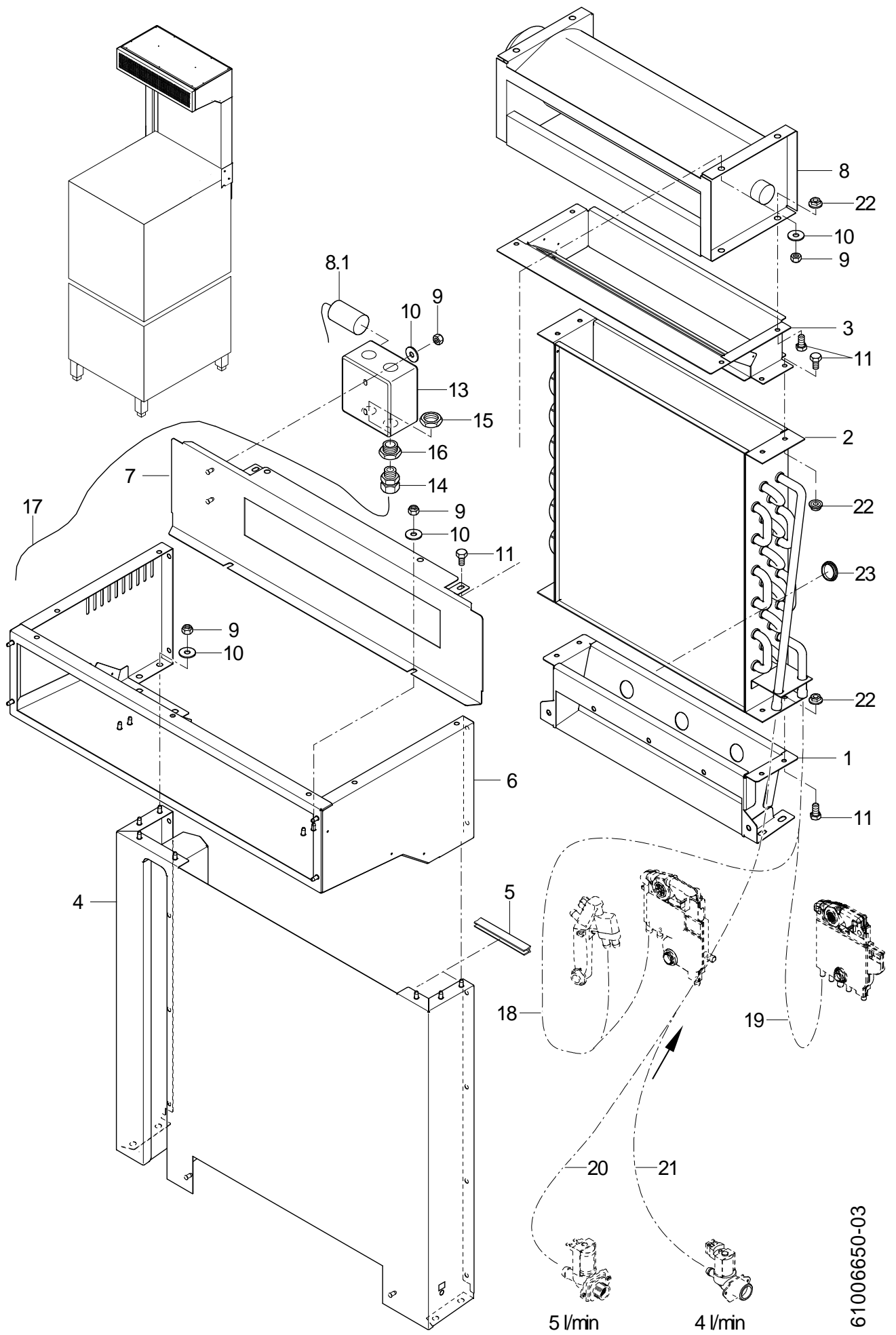


61005380-02

GS 502, GS 515

Electric parts

Item.	Designation	Parts no.	Pc.	Notes
23	Programme control WPS MAX Kit; 180-265V; 50/60HZ	31 05 139		
o.P.	WPS installation set (MAX-version)	55 28 270		Installation kit for reversible rinse temperature
24	Spacer; 18,70MM LANG	31 13 115	6	
25	Bracket; 0,8 X 28 X 85	61004973		
26	Magnetic switch; 32 X 14,9 X 6,9;1000LG	31 24 224		
27	RC element; 250V	31 13 166		
28	Support for operating panel	60003350		
29	Level sensor, electronic; 12V; 7MA; 80 X 20 MM	31 13 164		from machine no.: 479 003
30	Cable for level sensor; 2 X 0,34QMM	60003175		
31	Bus cable set	55 28 273		
32	Wiring loom; Water softener	61005966		
33	Universal cable pressure transmitter; 3 X 0,34QMM; 1520 LG	82000120		
34	Macro-module plug 5, 2-pole; 250V/4KV/3; 2,5MM2	31 12 091		
34	Macro-module plug 5, 3-pole; 250V/4KV/3; 2,5MM2	31 12 093		
34	Macro-module plug 5, 4-pole; 250V/4KV/3; 2,5MM2	31 12 094		
35	Buzzer; 230VAC;75DB;23X30,5MM	31 13 133		Additional equipment
35	Set of acoustical level indicators; WPS MAX. VORHANDEN	55 28 283		with max. WPS version
35	Set of acoustical level indicators; WPS MAX.NICHT VORHAND.	55 28 284		with min. WPS version
36	Macro-module plug repair kit (3-pole; RAST 2,5)	30000198		3-pole
o.P.	Mains cable, 3-wire; 3 X 6,0QMM; 3500 LG	31 23 145		
o.P.	Mains cable, 4-wire; 4 X 6,0QMM; 5000 LG	31 23 158		
o.P.	Mains cable, 4-wire; 4 X 10,0QMM; 3500 LG	31 23 142		
o.P.	Mains cable, 5-wire; 5 X 4,0QMM; 3500 LG	31 23 139		
o.P.	Mains cable, 5-wire; 5 X 2,5QMM; 3000 LG	31 23 132		
o.P.	Control unit wire set; 0,75QMM	61005023		
o.P.	Wiring assortment, contactor-terminal; 7 X 2,5QMM	61005014		
o.P.	Support; 3,0 X 32 X 130	61005004		
o.P.	400 VA transformer w/o housing; 125 X 120 X 140 (LBH)	31 15 030		

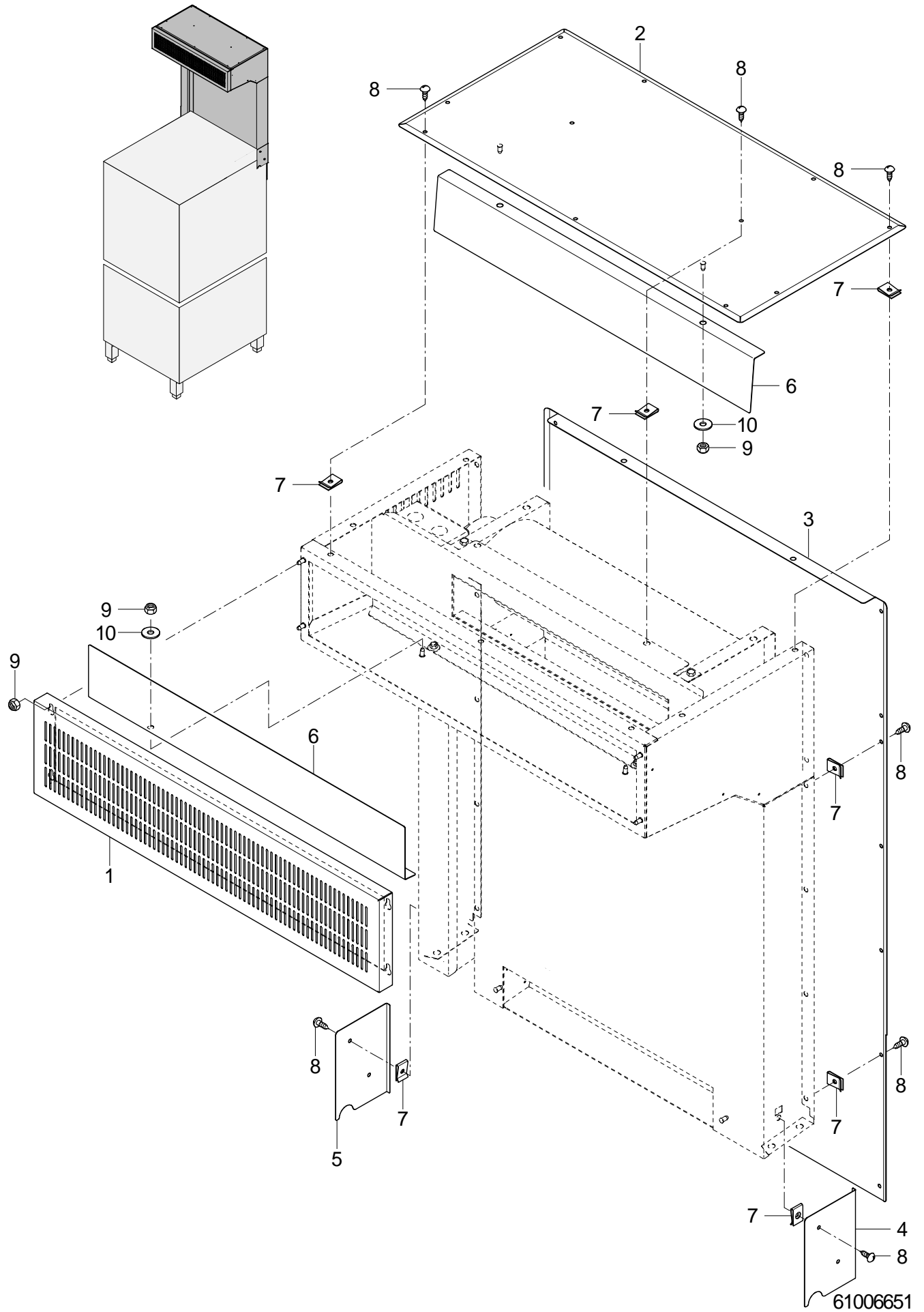


61006650-03

GS 502, GS 515

Vapour extraction Energy / Energy+

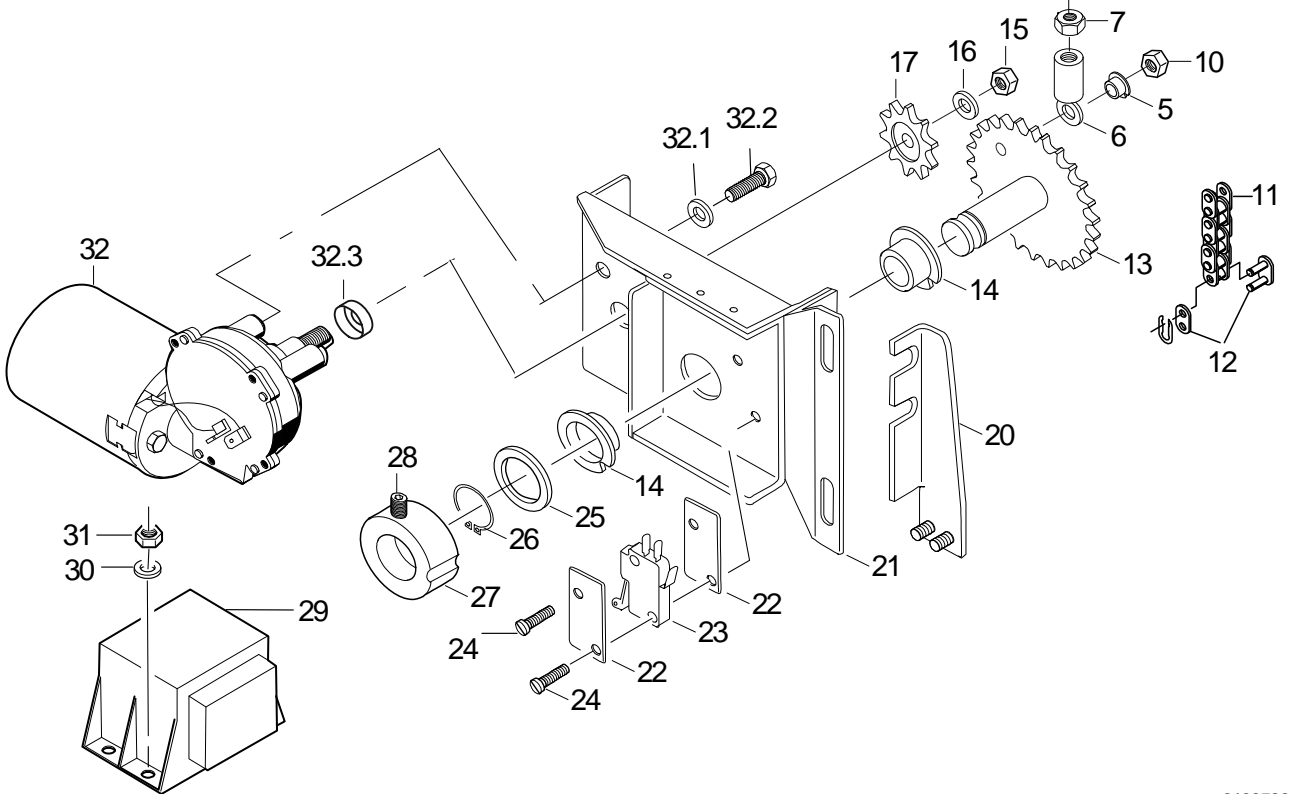
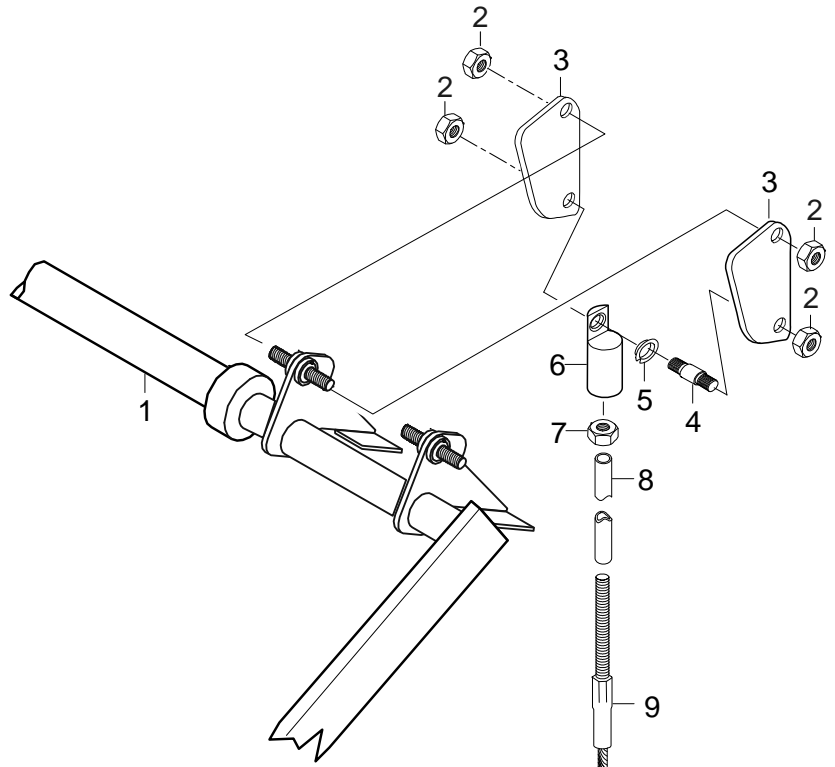
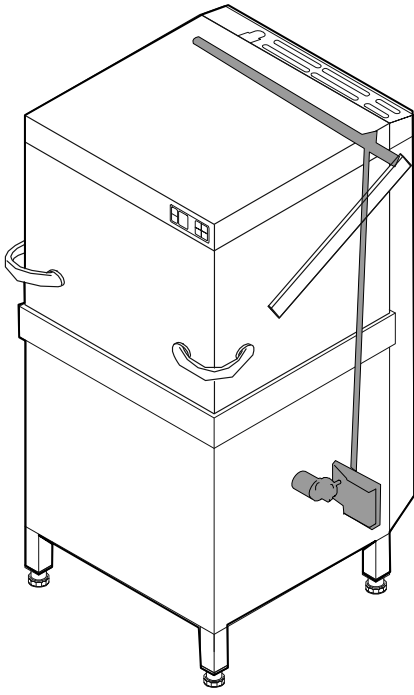
Item.	Designation	Parts no.	Pc.	Notes
1	Flange	80003308		GS 502 Energy/Energy+
1	Flange	80003459		GS 515 Energy/Energy+
2	Heat exchanger - Copper	80003791		Copper
2	Heat exchanger - stainless steel	80003792		Stainless steel
3	Connecting sleeve	80003435		
4	Frame connector	80003473		GS 502 Energy/Energy+
4	Frame	80003444		GS 515 Energy/Energy+
5	Edge protection profile; U9,5 X 2,0	40 04 015		100 mm; "By-the-metre" goods
6	Hood cpl.	80003418		GS 502 Energy/Energy+
6	Hood cpl.	80003449		GS 515 Energy/Energy+
7	Panel	80003476		GS 502 Energy/Energy+
7	Panel	80003489		GS 515 Energy/Energy+
8	Cross flow fan; 200-240V/50-60HZ	30000741		
8.1	Capacitor; 1,5 MICRO F / 400V	31 13 032		
9	Hexagonal nut self securing; M5	21 05 302		
10	Washer; D5,3 X D15 X 1,2	22 05 301		
11	Hexagon screw; M5 X 10; A70	20 01 300		
13	10-pos. terminal block box; 57 X 94 X 94;IP54;4QMM	31 18 087		
14	Cable gland; M16 X 1,5; 5,0-10MM; SW20; IP68	31 10 151		
15	Hexagonal nut; M20 X 1,5 X 5,0; SW27	31 10 162		
16	Reducing ring; M20 X 1,5/M16 X 1,5	31 10 178		
17	Cable, fan; 3 G 0,75QMM; 3400 LG	61006441		
18	Industrial hose; DN13 X 3,5	40 02 035		1430 mm; "By-the-metre" goods
19	Hose; DN10 X 3,5	30000864		1430 mm; metre ware; from mach. no. 1053794
20	Industrial hose; DN13 X 3,5	40 02 035		2000 mm; "By-the-metre" goods
21	Hose; DN10 X 3,5	30000864		2000 mm; metre ware; from mach. no. 1053794
22	Ratchet nut; M5	21 01 310		
23	Cap; D28 X D26 X 6,2	30 08 211		



GS 502, GS 515

Vapour extraction (covering) Energy / Energy+

Item.	Designation	Parts no.	Pc.	Notes
1	Screen; 1,0 X 214,5 X 684,5	80003567		GS 502 Energy/Energy+
1	Orifice; 1,0 X 214,5 X 780,5	80003570		GS 515 Energy/Energy+
2	Top panelling	80003424		GS 502 Energy/Energy+
2	Housing	80003451		GS 515 Energy/Energy+
3	Rear wall covering; 0,8 X 607,72 X 939,05	80003362		GS 502 Energy/Energy+
3	Rear wall panelling; 0,8 X 704,1 X 935,95	80003462		GS 515 Energy/Energy+
4	Cover sheet right; 0,8 X 95,05 X 135	80003552		
5	Cover sheet left; 0,8 X 95,05 X 135	80003554		
6	Elbow; 1,0 X 98,96 X 560	80003385	2	GS 502 Energy/Energy+
6	Elbow; 1,0 X 108,12 X 650	80003469	2	GS 515 Energy/Energy+
7	Sheet metal nut; B 3,9	21 17 301	11	
8	Sheet metal screw; ST 3,9 X 11	30011208	11	
9	Hexagonal nut self securing; M5	21 05 302		
10	Washer; D5,3 X D15 X 1,2	22 05 301		

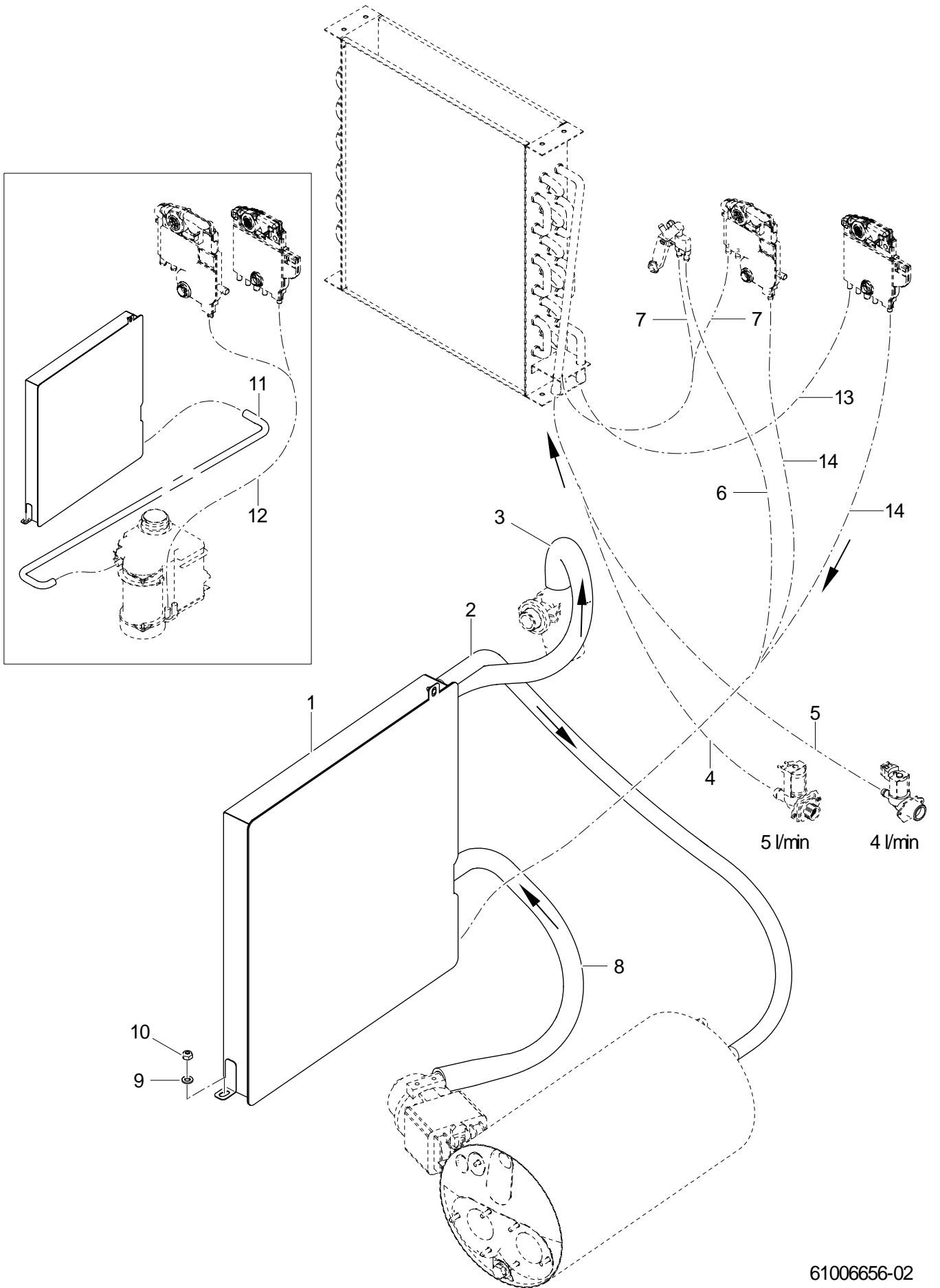


61005861-00

GS 502, GS 515

Automatic hood opening (option) - GS 515

Item.	Designation	Parts no.	Pc.	Notes
1	Hood lever cpl.	61005702		
2	Hexagonal nut; M6	21 05 304		
3	Lug; 2,0 X 45,17 X 81,77	61005760		
4	Shaft; D10 X 34	61005054		
5	Sliding bearing with collar; D10 X D12 X D18 X 7,0	28 09 015		
6	Lug; D20 X 50	61005662		
7	Hexagonal nut; M6	21 02 304		
8	Industrial hose; DN13 X 3,5	40 02 035		1060 mm; "By-the-metre" goods
9	Wire rope; D4 X 997; M6	61005820		
10	Hexagonal nut; M6	21 05 304		
11	Roller chain; 3/8" X 7/32"	28 10 038		345 mm; "By-the-metre" goods
12	Master link; 06 B-1	28 10 037		
13	Chain wheel cpl.	61005744		
14	Sliding bearing with collar; D20 X D23 X D30 X 11,5	28 09 016		
15	Hexagonal nut; M8	21 05 306		
16	Washer; D8,4 X D17 X 1,6	22 01 303		
17	Chain wheel, 10 teeth; 3/8" X 7/32" X 13,5	61005599		
20	Support angle	61005750		
21	Bearing bracket cpl.	61005752		
22	Insulating plate; 0,8 X 25,5 X 43	31 24 235	2	
23	Snap switch; 6A; 400V AC; 1WECHSLER	31 24 234		
24	Cylinder head screw; M3 X 18	20 09 311	2	
25	Washer; D20,5 X D30 X 1,5	61005753		
26	Locking ring; D20 X 1,2	23 10 001		
27	Collar; D44 X 20	61005747		
28	Grub screw; M6 X 16	20 30 302		
29	Transformer; 230V/1/50HZ	31 15 020		
30	Washer; D5,3 X D12 X 0,8	22 02 313		
31	Hexagonal nut self securing; M5	21 05 302		
32	Geared motor set	61006607		
32.1	Spring washer; B6	23 03 300	3	
32.2	Hexagon screw; M6 X 16; A70	20 01 306	3	
32.3	Radial shaft seal; D9,7 X D18 X 6	27 10 022		



61006656-02

GS 502, GS 515

Waste water heat recovery Energy+

Item.	Designation	Parts no.	Pc.	Notes
1	Heat exchanger	80003665		
2	Moulded hose; DN12,5 X 4,0	80003727		
3	Moulded hose; DN17 X DN24 X 4,0	80003721		
4	Industrial hose; DN13 X 3,5	40 02 035		2000 mm; "By-the-metre" goods
5	Industrial hose; DN13 X 3,5	40 02 035		2000 mm; metre ware; from mach. no. 1053794
6	Hose elbow; DN12,5 X 4,0	40 03 051		adapt
7	Moulded hose; DN10 X DN12,5 X 3,5	80003726		1300 mm; "By-the-metre" goods
8	Moulded hose; DN17 X D24 X 4,0	80003720		
9	Washer; D5,3 X D15 X 1,2	22 05 301		
10	Hexagonal nut self securing; M5	21 05 302		
11	Moulded hose; DN10 X DN12,5 X 3,5	80003725		
12	Hose; DN10 X 2,0	40 01 050		1010 mm; "By-the-metre" goods
13	Hose; DN10 X 3,5	30000864		1300 mm; metre ware; from mach. no. 1053794
14	Moulded hose; DN10 X DN12,5 X 3,5	80003726		