

**Lavadora de Alto Centrifugado  
Laveuse à Haute Essorage  
High Speed Wash Machine  
Washmaschine  
Lavatrici ad alta centrifuga**

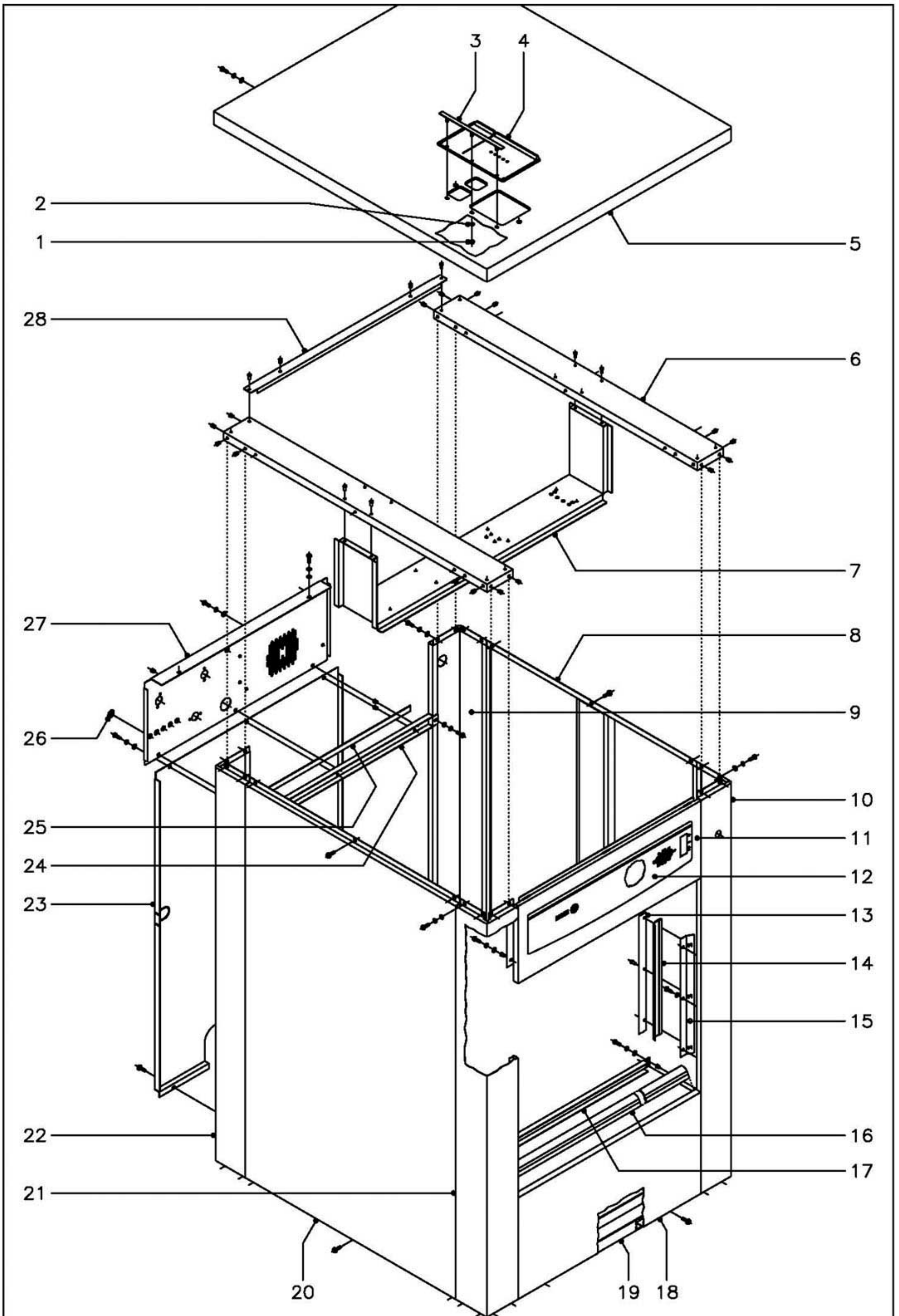
**Modelos:**



|                 |                   |                    |
|-----------------|-------------------|--------------------|
| <b>LF/E-25</b>  | <b>LF/E-25MP</b>  | <b>LF/E-25MPP</b>  |
| <b>LF/AC-25</b> | <b>LF/AC-25MP</b> | <b>LF/AC-25MPP</b> |
| <b>LF/V-25</b>  | <b>LF/V-25MP</b>  | <b>LF/V-25MPP</b>  |

*Marzo 2004 March*

**FAGOR** 

**Fagor Industrial**



|                   |  |                 |   |             |  |
|-------------------|--|-----------------|---|-------------|--|
| N plano<br>C-1516 | Firma<br> | Fecha<br>3-2004 | Aparato<br>ARMAZON Y MUEBLE<br>LAVADORA LF-25 | Lamina<br>1 | Fagor Industrial S.Coop. <b>FAGOR</b> <br>Orate |
|-------------------|--|-----------------|---|-------------|--|

| MOD. |         | LAVADORA ALTAS REVOLUCIONES      |       | ZONA  | MUEBLE |  |  |  |  |  | PLANO | C-1516                    |
|------|---------|----------------------------------|-------|-------|--------|--|--|--|--|--|-------|---------------------------|
| ITEM | CODIGO  | DENOMINACION                     | TEXTO | LF-25 |        |  |  |  |  |  |       | NOTAS                     |
| 1    | Q162030 | Tuerca exagonal M-5              |       | 3     |        |  |  |  |  |  |       |                           |
| 2    | Q232030 | Arandela plana A-5               |       | 3     |        |  |  |  |  |  |       |                           |
| 3    | P440705 | Soporte tapa cubeta              |       | 1     |        |  |  |  |  |  |       |                           |
| 4    | P440704 | Tapa cubeta                      |       | 1     |        |  |  |  |  |  |       |                           |
| 5    | P530347 | Encimera                         |       | 1     |        |  |  |  |  |  |       |                           |
|      | Q012031 | Tornillo exagonal M-5x10         |       | 2     |        |  |  |  |  |  |       |                           |
|      | Q242030 | Arandela abanico A-5             |       | 2     |        |  |  |  |  |  |       |                           |
|      | Q302022 | Arandela plana Ø16xØ6x1,2        |       | 2     |        |  |  |  |  |  |       |                           |
| 6    | P530350 | Liston lateral                   |       | 2     |        |  |  |  |  |  |       |                           |
| 7    | P530352 | Apoyo cuadro electrico           |       | 1     |        |  |  |  |  |  |       |                           |
|      | Q419005 | Remache tubular Ø 4x8            |       | 4     |        |  |  |  |  |  |       |                           |
| 8    | P530357 | Panel lateral completo           |       | 1     |        |  |  |  |  |  |       |                           |
|      | Q151335 | Tornillo c/arandela A-5,6x13     |       | 3     |        |  |  |  |  |  |       | Amarre superior a liston  |
|      | Q151323 | Tornillo broca Ø4,8x16           |       | 3     |        |  |  |  |  |  |       | Amarre inferior a armazon |
| 9    | P530339 | Columna posterior derecha        |       | 1     |        |  |  |  |  |  |       |                           |
| 10   | P530337 | Columna anterior derecha         |       | 1     |        |  |  |  |  |  |       |                           |
|      | Q012031 | Tornillo exagonal M-5x10         |       | 8     |        |  |  |  |  |  |       | Amarre superior a liston  |
|      | Q242030 | Arandela abanico A-5             |       | 8     |        |  |  |  |  |  |       | Amarre superior a liston  |
|      | Q302022 | Arandela plana Ø16xØ6x1,2        |       | 8     |        |  |  |  |  |  |       | Amarre superior a liston  |
|      | Q221342 | Remache exagonal M-5             |       | 8     |        |  |  |  |  |  |       | Amarre superior a liston  |
|      | Q151323 | Tornillo broca Ø4,8x16           |       | 8     |        |  |  |  |  |  |       | Amarre inferior a armazon |
| 11   | P530355 | Portamandos electromecanico      |       | 1     |        |  |  |  |  |  |       |                           |
| 11   | P530345 | Portamandos electronico          |       | 1     |        |  |  |  |  |  |       |                           |
|      | Q012031 | Tornillo exagonal M-5x10         |       | 4     |        |  |  |  |  |  |       |                           |
|      | Q242030 | Arandela abanico A-5             |       | 4     |        |  |  |  |  |  |       |                           |
|      | Q302022 | Arandela plana Ø16xØ6x1,2        |       | 4     |        |  |  |  |  |  |       |                           |
|      | Q221342 | Remache exagonal M-5             |       | 4     |        |  |  |  |  |  |       |                           |
| 12   | P530304 | Embelle. portam. electromecanico |       | 1     |        |  |  |  |  |  |       |                           |
| 12   | P530323 | Embelle. portam. electronico     |       | 1     |        |  |  |  |  |  |       |                           |

MOD.

LAVADORA ALTAS REVOLUCIONES

ZONA

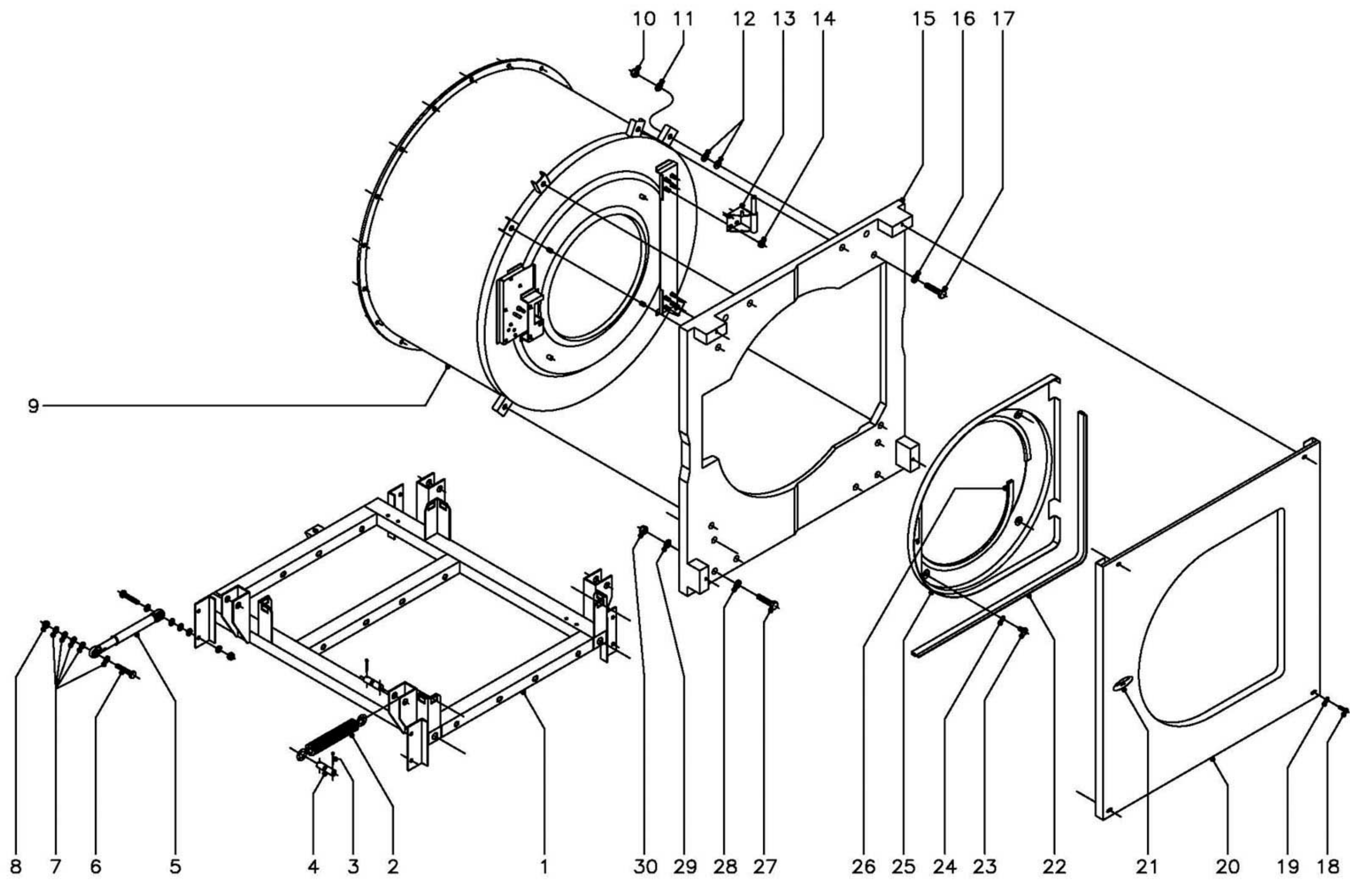
MUEBLE

PLANO

C-1516

| ITEM | CODIGO  | DENOMINACION                        | TEXTO | LF-25 |  |  |  |  |  |  |  |  | NOTAS                      |
|------|---------|-------------------------------------|-------|-------|--|--|--|--|--|--|--|--|----------------------------|
| 12   | P530324 | Embelle. Portam. Electroni. Progra. |       | 1     |  |  |  |  |  |  |  |  |                            |
| 13   | P530363 | Amarre junta lateral                |       | 2     |  |  |  |  |  |  |  |  |                            |
|      | Q419005 | Remache tubular Ø 4x8               |       | 10    |  |  |  |  |  |  |  |  |                            |
| 14   | P520344 | Cortina lateral L=830 mm.           |       | 2     |  |  |  |  |  |  |  |  |                            |
| 15   | P530359 | Soporte junta lateral               |       | 2     |  |  |  |  |  |  |  |  |                            |
|      | Q032031 | Tornillo alomado M-5x10             |       | 6     |  |  |  |  |  |  |  |  |                            |
|      | Q242030 | Arandela abanico A-5                |       | 6     |  |  |  |  |  |  |  |  |                            |
| 16   | P520340 | Cortina panel frontal L=800 mm.     |       | 1     |  |  |  |  |  |  |  |  |                            |
| 17   | P530348 | Sujecion zocalo                     |       | 1     |  |  |  |  |  |  |  |  |                            |
|      | Q012031 | Tornillo exagonal M-5x10            |       | 4     |  |  |  |  |  |  |  |  |                            |
|      | Q242030 | Arandela abanico A-5                |       | 4     |  |  |  |  |  |  |  |  |                            |
|      | Q302022 | Arandela plana Ø16xØ6x1,2           |       | 4     |  |  |  |  |  |  |  |  |                            |
|      | Q221342 | Remache exagonal M-5                |       | 4     |  |  |  |  |  |  |  |  |                            |
| 18   | P530344 | Zocalo                              |       | 1     |  |  |  |  |  |  |  |  |                            |
|      | Q151323 | Tornillo broca Ø4,8x16              |       | 2     |  |  |  |  |  |  |  |  |                            |
| 19   | P530128 | Armazon completo                    |       | 1     |  |  |  |  |  |  |  |  |                            |
| 20   | P530357 | Panel lateral completo              |       | 1     |  |  |  |  |  |  |  |  |                            |
|      | Q151335 | Tornillo c/arandela A-5,6x13        |       | 3     |  |  |  |  |  |  |  |  | Amarre superior a liston   |
|      | Q151323 | Tornillo broca Ø4,8x16              |       | 3     |  |  |  |  |  |  |  |  | Amarre inferior a armazon  |
| 21   | P530336 | Columna anterior izquierda          |       | 1     |  |  |  |  |  |  |  |  |                            |
| 22   | P530338 | Columna posterior izquierda         |       | 1     |  |  |  |  |  |  |  |  |                            |
|      | Q012031 | Tornillo exagonal M-5x10            |       | 8     |  |  |  |  |  |  |  |  | Amarre superior a liston   |
|      | Q242030 | Arandela abanico A-5                |       | 8     |  |  |  |  |  |  |  |  | Amarre superior a liston   |
|      | Q302022 | Arandela plana Ø16xØ6x1,2           |       | 8     |  |  |  |  |  |  |  |  | Amarre superior a liston   |
|      | Q221342 | Remache exagonal M-5                |       | 8     |  |  |  |  |  |  |  |  | Amarre superior a liston   |
|      | Q151323 | Tornillo broca Ø4,8x16              |       | 8     |  |  |  |  |  |  |  |  | Amarre inferior a armazon  |
| 23   | P530341 | Panel posterior                     |       | 1     |  |  |  |  |  |  |  |  |                            |
|      | Q012031 | Tornillo exagonal M-5x10            |       | 3     |  |  |  |  |  |  |  |  | Amarre superior a sujecion |
|      | Q242030 | Arandela abanico A-5                |       | 3     |  |  |  |  |  |  |  |  | Amarre superior a sujecion |

| ITEM | CODIGO  | DENOMINACION                     | TEXTO | LF-25 |  |  |  |  |  |  |  |  |  | NOTAS                      |
|------|---------|----------------------------------|-------|-------|--|--|--|--|--|--|--|--|--|----------------------------|
|      | Q302022 | Arandela plana Ø16xØ6x1,2        |       | 3     |  |  |  |  |  |  |  |  |  | Amarre superior a sujecion |
|      | Q221342 | Remache exagonal M-5             |       | 3     |  |  |  |  |  |  |  |  |  | Amarre superior a sujecion |
|      | Q151323 | Tornillo broca Ø4,8x16           |       | 3     |  |  |  |  |  |  |  |  |  | Amarre inferior a amazon   |
| 24   | P530351 | Sujecion panel posterior         |       | 1     |  |  |  |  |  |  |  |  |  |                            |
|      | Q012031 | Tornillo exagonal M-5x10         |       | 2     |  |  |  |  |  |  |  |  |  |                            |
|      | Q242030 | Arandela abanico A-5             |       | 2     |  |  |  |  |  |  |  |  |  |                            |
|      | Q302022 | Arandela plana Ø16xØ6x1,2        |       | 2     |  |  |  |  |  |  |  |  |  |                            |
|      | Q221342 | Remache exagonal M-5             |       | 2     |  |  |  |  |  |  |  |  |  |                            |
| 25   | 3714500 | Perfil esponjoso adhes. 20x2x810 |       | 1     |  |  |  |  |  |  |  |  |  |                            |
| 26   | P530335 | Tapon soporte electrovalvulas    |       | 5     |  |  |  |  |  |  |  |  |  |                            |
| 27   | P530342 | Soporte electrovalvulas          |       | 1     |  |  |  |  |  |  |  |  |  |                            |
|      | Q012031 | Tornillo exagonal M-5x10         |       | 5     |  |  |  |  |  |  |  |  |  |                            |
|      | Q242030 | Arandela abanico A-5             |       | 5     |  |  |  |  |  |  |  |  |  |                            |
|      | Q302022 | Arandela plana Ø16xØ6x1,2        |       | 5     |  |  |  |  |  |  |  |  |  |                            |
|      | Q221342 | Remache exagonal M-5             |       | 5     |  |  |  |  |  |  |  |  |  |                            |
| 28   | P530349 | Sujecion soporte electrovalvulas |       | 1     |  |  |  |  |  |  |  |  |  |                            |
|      | Q419005 | Remache tubular Ø 4x8            |       | 2     |  |  |  |  |  |  |  |  |  |                            |
|      |         |                                  |       |       |  |  |  |  |  |  |  |  |  |                            |
|      |         |                                  |       |       |  |  |  |  |  |  |  |  |  |                            |
|      |         |                                  |       |       |  |  |  |  |  |  |  |  |  |                            |
|      |         |                                  |       |       |  |  |  |  |  |  |  |  |  |                            |
|      |         |                                  |       |       |  |  |  |  |  |  |  |  |  |                            |
|      |         |                                  |       |       |  |  |  |  |  |  |  |  |  |                            |
|      |         |                                  |       |       |  |  |  |  |  |  |  |  |  |                            |
|      |         |                                  |       |       |  |  |  |  |  |  |  |  |  |                            |
|      |         |                                  |       |       |  |  |  |  |  |  |  |  |  |                            |
|      |         |                                  |       |       |  |  |  |  |  |  |  |  |  |                            |
|      |         |                                  |       |       |  |  |  |  |  |  |  |  |  |                            |
|      |         |                                  |       |       |  |  |  |  |  |  |  |  |  |                            |
|      |         |                                  |       |       |  |  |  |  |  |  |  |  |  |                            |
|      |         |                                  |       |       |  |  |  |  |  |  |  |  |  |                            |
|      |         |                                  |       |       |  |  |  |  |  |  |  |  |  |                            |



|                   |           |                 |   |             |  |
|-------------------|-----------|-----------------|---|-------------|--|
| N plano<br>C-1517 | Firma<br> | Fecha<br>3-2004 | Aparato<br>AMORTIGUACION Y FRENTE<br>LAVADORA LF-25 | Lamina<br>2 | Fagor Industrial S.Coop. <b>FAGOR</b><br>Oñate |
|-------------------|-----------|-----------------|---|-------------|--|

MOD.

LAVADORA ALTAS REVOLUCIONES

ZONA

AMORTIGUACION Y FRENTE

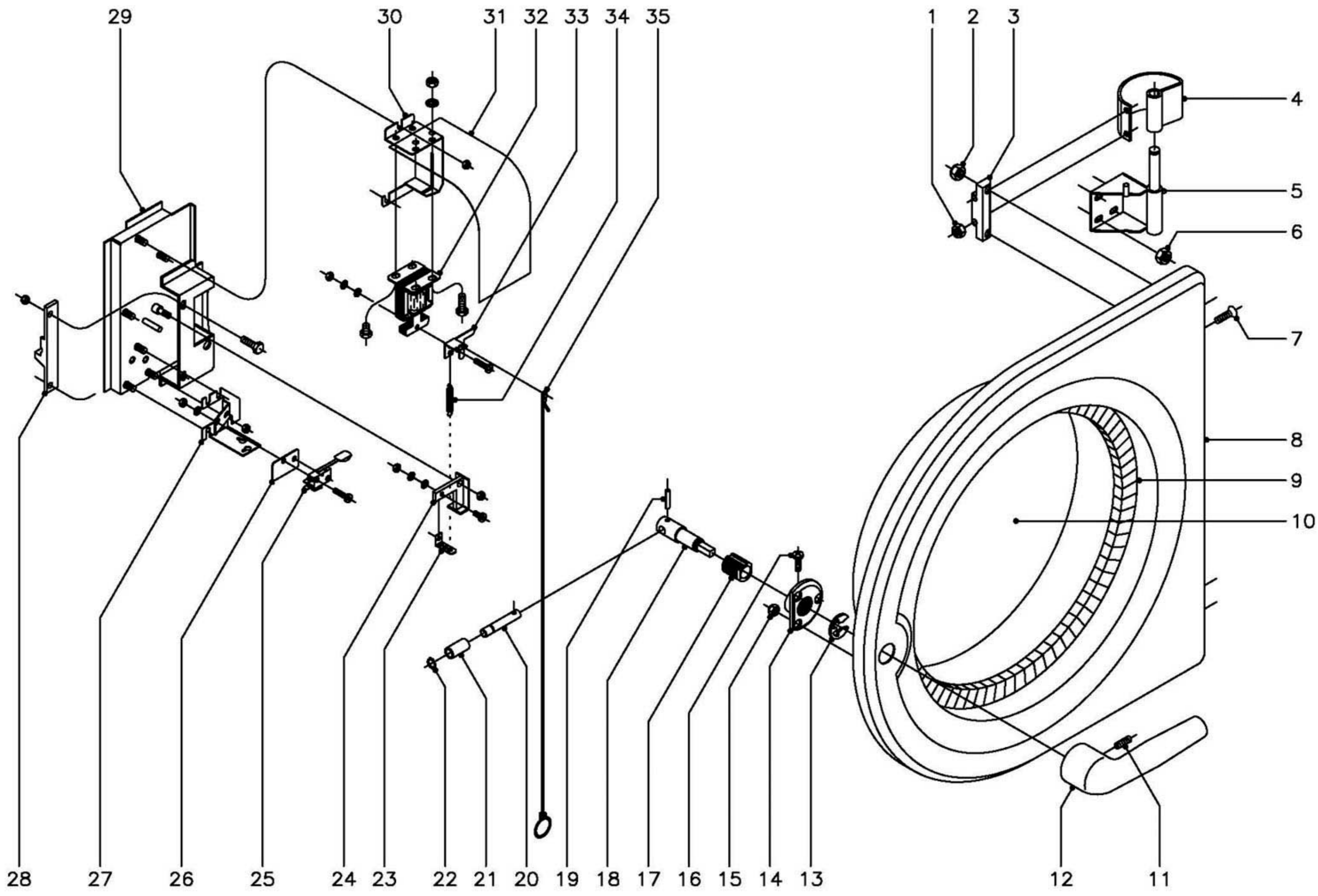
PLANO

C-1517

| ITEM | CODIGO  | DENOMINACION                     | TEXTO | LF-25 |  |  |  |  |  |  |  |  |  |  |  |  |  |  | NOTAS |
|------|---------|----------------------------------|-------|-------|--|--|--|--|--|--|--|--|--|--|--|--|--|--|-------|
| 1    | P530220 | Cuna completa                    |       | 1     |  |  |  |  |  |  |  |  |  |  |  |  |  |  |       |
| 2    | P530233 | Muelle sujecion cuna             |       | 4     |  |  |  |  |  |  |  |  |  |  |  |  |  |  |       |
| 3    | Q352015 | Pasador de aletas Ø3x30          |       | 16    |  |  |  |  |  |  |  |  |  |  |  |  |  |  |       |
| 4    | P530210 | Pasador muelles                  |       | 8     |  |  |  |  |  |  |  |  |  |  |  |  |  |  |       |
| 5    | P540201 | Amortiguador                     |       | 4     |  |  |  |  |  |  |  |  |  |  |  |  |  |  |       |
| 6    | Q151326 | Tornillo exagonal M-10x55        |       | 8     |  |  |  |  |  |  |  |  |  |  |  |  |  |  |       |
| 7    | Q232060 | Arandela plana A-10              |       | 40    |  |  |  |  |  |  |  |  |  |  |  |  |  |  |       |
| 8    | Q221306 | Tuerca exagonal autoseguro M-10  |       | 8     |  |  |  |  |  |  |  |  |  |  |  |  |  |  |       |
| 9    | P536134 | Cuba completa LF-25              |       | 1     |  |  |  |  |  |  |  |  |  |  |  |  |  |  |       |
| 10   | Q221307 | Tuerca exagonal autoseguro M-12  |       | 6     |  |  |  |  |  |  |  |  |  |  |  |  |  |  |       |
| 11   | Q301010 | Arandela plana A-12              |       | 6     |  |  |  |  |  |  |  |  |  |  |  |  |  |  |       |
| 12   | Q301010 | Arandela plana A-12              |       | 12    |  |  |  |  |  |  |  |  |  |  |  |  |  |  |       |
| 13   | P530505 | Soporte bisagra                  |       | 2     |  |  |  |  |  |  |  |  |  |  |  |  |  |  |       |
| 14   | Q222012 | Tuerca exagonal autoseguro M-6   |       | 8     |  |  |  |  |  |  |  |  |  |  |  |  |  |  |       |
| 15   | P536131 | Contrapeso LF-25                 |       | 1     |  |  |  |  |  |  |  |  |  |  |  |  |  |  |       |
| 16   | Q301010 | Arandela plana A-12              |       | 6     |  |  |  |  |  |  |  |  |  |  |  |  |  |  |       |
| 17   | Q012078 | Tornillo exagonal M-12X60        |       | 6     |  |  |  |  |  |  |  |  |  |  |  |  |  |  |       |
| 18   | Q032032 | Tornillo alomado M-5x15          |       | 4     |  |  |  |  |  |  |  |  |  |  |  |  |  |  |       |
| 19   | Q302022 | Arandela plana Ø16xØ6x1,2        |       | 4     |  |  |  |  |  |  |  |  |  |  |  |  |  |  |       |
| 20   | P530366 | Panel frontal LF-25              |       | 1     |  |  |  |  |  |  |  |  |  |  |  |  |  |  |       |
| 21   | P510326 | Adhesivo puerta                  |       | 1     |  |  |  |  |  |  |  |  |  |  |  |  |  |  |       |
| 22   | 3703500 | Perfil goma en " Y " 16x3x1500   |       | 1     |  |  |  |  |  |  |  |  |  |  |  |  |  |  |       |
| 23   | Q032031 | Tornillo alomado M-5x10          |       | 4     |  |  |  |  |  |  |  |  |  |  |  |  |  |  |       |
| 24   | Q302022 | Arandela plana Ø16xØ6x1,2        |       | 4     |  |  |  |  |  |  |  |  |  |  |  |  |  |  |       |
| 25   | P530365 | Fondo puerta LF-25               |       | 1     |  |  |  |  |  |  |  |  |  |  |  |  |  |  |       |
| 26   | 3701700 | Perfil goma negra " U " 9x4x1350 |       | 1     |  |  |  |  |  |  |  |  |  |  |  |  |  |  |       |
| 27   | Q012078 | Tornillo exagonal M-12X60        |       | 4     |  |  |  |  |  |  |  |  |  |  |  |  |  |  |       |
| 28   | Q301010 | Arandela plana A-12              |       | 4     |  |  |  |  |  |  |  |  |  |  |  |  |  |  |       |
| 29   | Q301010 | Arandela plana A-12              |       | 4     |  |  |  |  |  |  |  |  |  |  |  |  |  |  |       |

| ITEM | CODIGO  | DENOMINACION                    | TEXTO | LF-25 |  |  |  |  |  |  |  |  | NOTAS |
|------|---------|---------------------------------|-------|-------|--|--|--|--|--|--|--|--|-------|
| 30   | Q221307 | Tuerca exagonal autoseguro M-12 |       | 4     |  |  |  |  |  |  |  |  |       |
|      |         |                                 |       |       |  |  |  |  |  |  |  |  |       |
|      |         |                                 |       |       |  |  |  |  |  |  |  |  |       |
|      |         |                                 |       |       |  |  |  |  |  |  |  |  |       |
|      |         |                                 |       |       |  |  |  |  |  |  |  |  |       |
|      |         |                                 |       |       |  |  |  |  |  |  |  |  |       |
|      |         |                                 |       |       |  |  |  |  |  |  |  |  |       |
|      |         |                                 |       |       |  |  |  |  |  |  |  |  |       |
|      |         |                                 |       |       |  |  |  |  |  |  |  |  |       |
|      |         |                                 |       |       |  |  |  |  |  |  |  |  |       |
|      |         |                                 |       |       |  |  |  |  |  |  |  |  |       |
|      |         |                                 |       |       |  |  |  |  |  |  |  |  |       |
|      |         |                                 |       |       |  |  |  |  |  |  |  |  |       |
|      |         |                                 |       |       |  |  |  |  |  |  |  |  |       |
|      |         |                                 |       |       |  |  |  |  |  |  |  |  |       |
|      |         |                                 |       |       |  |  |  |  |  |  |  |  |       |
|      |         |                                 |       |       |  |  |  |  |  |  |  |  |       |
|      |         |                                 |       |       |  |  |  |  |  |  |  |  |       |
|      |         |                                 |       |       |  |  |  |  |  |  |  |  |       |
|      |         |                                 |       |       |  |  |  |  |  |  |  |  |       |
|      |         |                                 |       |       |  |  |  |  |  |  |  |  |       |
|      |         |                                 |       |       |  |  |  |  |  |  |  |  |       |
|      |         |                                 |       |       |  |  |  |  |  |  |  |  |       |
|      |         |                                 |       |       |  |  |  |  |  |  |  |  |       |
|      |         |                                 |       |       |  |  |  |  |  |  |  |  |       |





MOD.

LAVADORA ALTAS REVOLUCIONES

ZONA

PUERTA

PLANO

C-1518

| ITEM | CODIGO  | DENOMINACION                       | TEXTO | LF-25 |  |  |  |  |  |  |  |  | NOTAS |
|------|---------|------------------------------------|-------|-------|--|--|--|--|--|--|--|--|-------|
| 1    | Q222030 | Tuerca autoblocante M-5            |       | 4     |  |  |  |  |  |  |  |  |       |
| 2    | Q222012 | Tuerca autoblocante M-6            |       | 4     |  |  |  |  |  |  |  |  |       |
| 3    | P500504 | Sujecion bisagra                   |       | 2     |  |  |  |  |  |  |  |  |       |
| 4    | P500502 | Bisagra puerta                     |       | 2     |  |  |  |  |  |  |  |  |       |
| 5    | P530505 | Soporte bisagra                    |       | 2     |  |  |  |  |  |  |  |  |       |
| 6    | Q222012 | Tuerca autoblocante M-6            |       | 8     |  |  |  |  |  |  |  |  |       |
| 7    | Q062035 | Tornillo allem 3 avellanado M-5x30 |       | 4     |  |  |  |  |  |  |  |  |       |
| 8    | P530550 | Marco puerta                       |       | 1     |  |  |  |  |  |  |  |  |       |
| 9    | P530502 | Junta de puerta                    |       | 1     |  |  |  |  |  |  |  |  |       |
| 10   | P530503 | Mirilla puerta                     |       | 1     |  |  |  |  |  |  |  |  |       |
| 11   | Q132042 | Varilla roscada M-6x15             |       | 1     |  |  |  |  |  |  |  |  |       |
| 12   | P530538 | Manilla puerta                     |       | 1     |  |  |  |  |  |  |  |  |       |
| 13   | Q272070 | Anillo seguridad A-12              |       | 1     |  |  |  |  |  |  |  |  |       |
| 14   | P530560 | Soporte cojinete                   |       | 1     |  |  |  |  |  |  |  |  |       |
| 15   | Q222012 | Tuerca autoblocante M-6            |       | 3     |  |  |  |  |  |  |  |  |       |
| 16   | Q152015 | Tornillo alomado M-3x6             |       | 1     |  |  |  |  |  |  |  |  |       |
| 17   | P530545 | Cojinete guia                      |       | 1     |  |  |  |  |  |  |  |  |       |
| 18   | P530543 | Eje manilla                        |       | 1     |  |  |  |  |  |  |  |  |       |
| 19   | Q372003 | Manguito sujecion Ø3x20            |       | 1     |  |  |  |  |  |  |  |  |       |
| 20   | P530542 | Eje tope                           |       | 1     |  |  |  |  |  |  |  |  |       |
| 21   | P530544 | Casquillo cierre                   |       | 1     |  |  |  |  |  |  |  |  |       |
| 22   | Q302060 | Anillo seguridad A-10              |       | 1     |  |  |  |  |  |  |  |  |       |
| 23   | P510509 | Enganche muelle                    |       | 1     |  |  |  |  |  |  |  |  |       |
|      | Q031322 | Tornillo alomado M-4x15            |       | 1     |  |  |  |  |  |  |  |  |       |
|      | Q232020 | Arandela plana A-4                 |       | 1     |  |  |  |  |  |  |  |  |       |
|      | Q242020 | Arandela abanico A-4               |       | 1     |  |  |  |  |  |  |  |  |       |
|      | Q221305 | Tuerca exagonal autoblocante M-4   |       | 1     |  |  |  |  |  |  |  |  |       |
| 24   | P510510 | Tope apertura completo             |       | 1     |  |  |  |  |  |  |  |  |       |
|      | Q222012 | Tuerca autoblocante M-6            |       | 1     |  |  |  |  |  |  |  |  |       |

MOD.

LAVADORA ALTAS REVOLUCIONES

ZONA

PUERTA

PLANO

C-1518

| ITEM | CODIGO  | DENOMINACION                     | TEXTO | LF-25 |  |  |  |  |  |  |  |  |  |  |  |  |  |  | NOTAS            |
|------|---------|----------------------------------|-------|-------|--|--|--|--|--|--|--|--|--|--|--|--|--|--|------------------|
| 25   | P510513 | Microrruptor puerta completo     |       | 1     |  |  |  |  |  |  |  |  |  |  |  |  |  |  |                  |
|      | Q032013 | Tornillo alomado M-3x20          |       | 2     |  |  |  |  |  |  |  |  |  |  |  |  |  |  |                  |
|      | Q242010 | Arandela abanico A-3             |       | 2     |  |  |  |  |  |  |  |  |  |  |  |  |  |  |                  |
|      | Q161310 | Tuerca exagonal M-3              |       | 2     |  |  |  |  |  |  |  |  |  |  |  |  |  |  |                  |
| 26   | R010535 | Placa separadora                 |       | 1     |  |  |  |  |  |  |  |  |  |  |  |  |  |  |                  |
| 27   | P530541 | Soporte micro                    |       | 1     |  |  |  |  |  |  |  |  |  |  |  |  |  |  |                  |
|      | Q222012 | Tuerca autoblocante M-6          |       | 3     |  |  |  |  |  |  |  |  |  |  |  |  |  |  |                  |
| 28   | P530549 | Pestillo                         |       | 1     |  |  |  |  |  |  |  |  |  |  |  |  |  |  |                  |
|      | Q012042 | Tornillo exagonal M-6x15         |       | 2     |  |  |  |  |  |  |  |  |  |  |  |  |  |  |                  |
|      | Q222012 | Tuerca autoblocante M-6          |       | 2     |  |  |  |  |  |  |  |  |  |  |  |  |  |  |                  |
| 29   | -       | Sujecion cierre (Soldado a cuba) |       | -     |  |  |  |  |  |  |  |  |  |  |  |  |  |  |                  |
| 30   | P530525 | Sujecion electroiman             |       | 1     |  |  |  |  |  |  |  |  |  |  |  |  |  |  |                  |
|      | Q222012 | Tuerca autoblocante M-6          |       | 3     |  |  |  |  |  |  |  |  |  |  |  |  |  |  | Tope electroiman |
| 31   | P530540 | Cubierta electroiman             |       | 1     |  |  |  |  |  |  |  |  |  |  |  |  |  |  |                  |
| 32   | P533046 | Electroiman de puerta            |       | 1     |  |  |  |  |  |  |  |  |  |  |  |  |  |  |                  |
|      | Q012021 | Tornillo exagonal M-4x10         |       | 4     |  |  |  |  |  |  |  |  |  |  |  |  |  |  |                  |
|      | Q242020 | Arandela abanico A-4             |       | 4     |  |  |  |  |  |  |  |  |  |  |  |  |  |  |                  |
|      | Q162020 | Tuerca exagonal M-4              |       | 4     |  |  |  |  |  |  |  |  |  |  |  |  |  |  |                  |
| 33   | P510507 | Guia electroiman                 |       | 1     |  |  |  |  |  |  |  |  |  |  |  |  |  |  |                  |
|      | Q041324 | Tornillo avellanado M-4x25       |       | 1     |  |  |  |  |  |  |  |  |  |  |  |  |  |  |                  |
|      | Q232020 | Arandela plana A-4               |       | 1     |  |  |  |  |  |  |  |  |  |  |  |  |  |  |                  |
|      | Q242020 | Arandela abanico A-4             |       | 1     |  |  |  |  |  |  |  |  |  |  |  |  |  |  |                  |
|      | Q221305 | Tuerca exagonal autoblocante M-4 |       | 1     |  |  |  |  |  |  |  |  |  |  |  |  |  |  |                  |
| 34   | P530531 | Muelle electroiman               |       | 1     |  |  |  |  |  |  |  |  |  |  |  |  |  |  |                  |
| 35   | P530507 | Palanca apertura manual          |       | 1     |  |  |  |  |  |  |  |  |  |  |  |  |  |  |                  |
|      |         |                                  |       |       |  |  |  |  |  |  |  |  |  |  |  |  |  |  |                  |
|      |         |                                  |       |       |  |  |  |  |  |  |  |  |  |  |  |  |  |  |                  |
|      |         |                                  |       |       |  |  |  |  |  |  |  |  |  |  |  |  |  |  |                  |

N plano  
C-1519

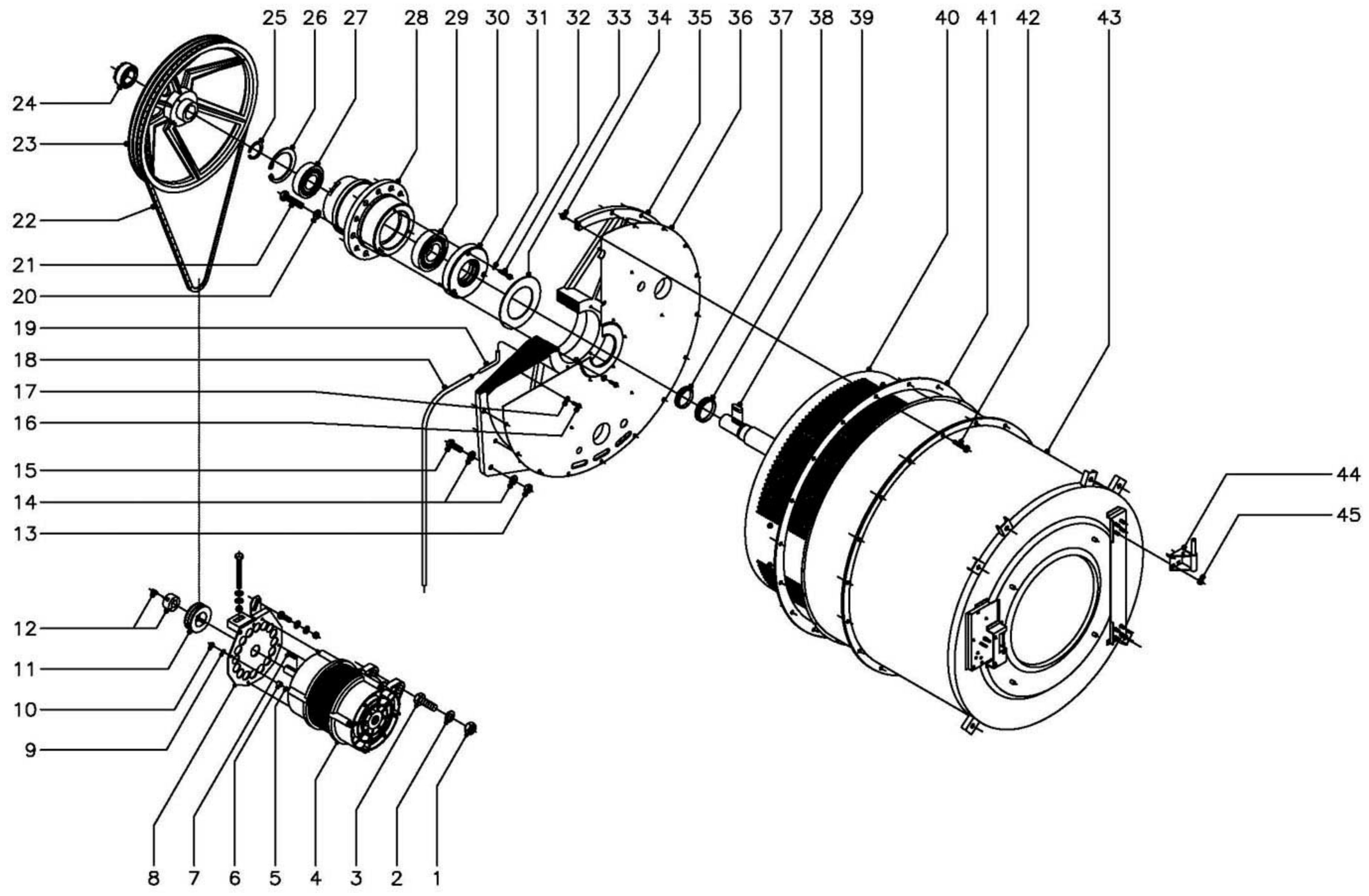
Firma  


Fecha  
3-2004

Aparato  
PARTE FUNCIONAL MECANICA  
LAVADORA LF-25

Lamina  
4

Fagor Industrial S.Coop. **FAGOR**  
Oñate



N plano  
C-1519

Firma  


Fecha  
3-2004

Aparato  
PARTE FUNCIONAL MECANICA  
LAVADORA LF-25

Lamina  
4

Fagor Industrial S.Coop. **FAGOR**  
Oñate

MOD.

LAVADORA ALTAS REVOLUCIONES

ZONA

PARTE FUNCIONAL MECANICA

PLANO

C-1519

| ITEM | CODIGO  | DENOMINACION                     | TEXTO | LF-25 |  |  |  |  |  |  |  |  | NOTAS                 |
|------|---------|----------------------------------|-------|-------|--|--|--|--|--|--|--|--|-----------------------|
| 1    | Q221348 | Tuerca exagon. autoblocante M-20 |       | 2     |  |  |  |  |  |  |  |  |                       |
| 2    | Q231311 | Arandela plana A-21              |       | 4     |  |  |  |  |  |  |  |  |                       |
| 3    | Q151354 | Tornillo exagonal M-20x80        |       | 2     |  |  |  |  |  |  |  |  |                       |
| 4    | P535914 | Motor 230/400 V. 50Hz.           |       | 1     |  |  |  |  |  |  |  |  |                       |
| 5    | P530227 | Varilla tirante motor            |       | 4     |  |  |  |  |  |  |  |  |                       |
| 6    | P530228 | Casquillo                        |       | 4     |  |  |  |  |  |  |  |  |                       |
| 7    | P535912 | Lengüeta motor 8x7x40            |       | 1     |  |  |  |  |  |  |  |  |                       |
| 8    | P530230 | Placa tensor motor               |       | 1     |  |  |  |  |  |  |  |  |                       |
| 9    | Q232040 | Arandela plana A-6               |       | 16    |  |  |  |  |  |  |  |  |                       |
| 10   | Q222012 | Tuerca exagon. autoblocante M-6  |       | 8     |  |  |  |  |  |  |  |  |                       |
|      | Q151341 | Tornillo exagonal M-12x35        |       | 1     |  |  |  |  |  |  |  |  | Bloqueo tensor correa |
|      | Q301025 | Arandela abanico A-12            |       | 2     |  |  |  |  |  |  |  |  | Bloqueo tensor correa |
|      | Q301010 | Arandela plana Ø27xØ12,5x2,5     |       | 2     |  |  |  |  |  |  |  |  | Bloqueo tensor correa |
|      | Q221307 | Tuerca exagon. autoblocante M-12 |       | 1     |  |  |  |  |  |  |  |  | Bloqueo tensor correa |
|      | Q151357 | Tornillo exagonal M-12x80        |       | 1     |  |  |  |  |  |  |  |  | Tensor correa         |
|      | Q301025 | Arandela abanico A-12            |       | 2     |  |  |  |  |  |  |  |  | Tensor correa         |
|      | Q301010 | Arandela plana Ø27xØ12,5x2,5     |       | 3     |  |  |  |  |  |  |  |  | Tensor correa         |
|      | Q221307 | Tuerca exagon. autoblocante M-12 |       | 4     |  |  |  |  |  |  |  |  | Tensor correa         |
| 11   | P535918 | Polea motor                      |       | 1     |  |  |  |  |  |  |  |  |                       |
| 12   | P525904 | Casquillo polea con tornillos    |       | 1     |  |  |  |  |  |  |  |  |                       |
| 13   | Q221338 | Tuerca autoblocante M-14         |       | 2     |  |  |  |  |  |  |  |  |                       |
| 14   | Q301380 | Arandela plana A-15              |       | 4     |  |  |  |  |  |  |  |  |                       |
| 15   | Q011387 | Tornillo exagonal M-14x50        |       | 2     |  |  |  |  |  |  |  |  |                       |
| 16   | Q012042 | Tornillo exagonal M-6x15         |       | 12    |  |  |  |  |  |  |  |  |                       |
| 17   | Q304040 | Arandela estanquei. Ø10,4xØ6,4x1 |       | 12    |  |  |  |  |  |  |  |  |                       |
| 18   | 3721900 | Tubo transparente Ø14xØ10x800    |       | 1     |  |  |  |  |  |  |  |  |                       |
| 19   | P536016 | Tubo evacuacion                  |       | 1     |  |  |  |  |  |  |  |  |                       |
| 20   | Q301302 | Arandela plana A-17              |       | 6     |  |  |  |  |  |  |  |  |                       |
| 21   | Q011399 | Tornillo exagonal M-16x70        |       | 6     |  |  |  |  |  |  |  |  |                       |

MOD.

LAVADORA ALTAS REVOLUCIONES

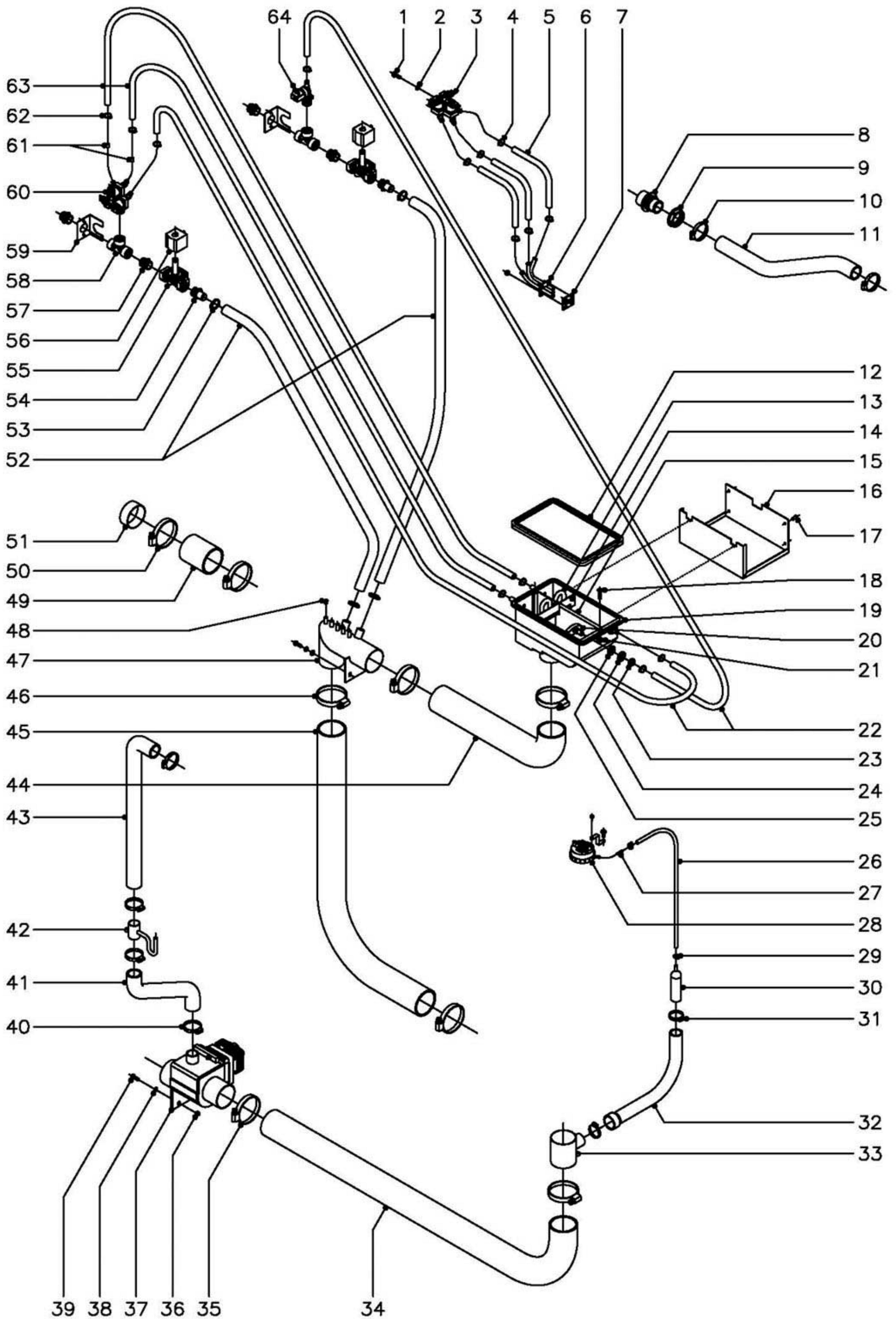
ZONA

PARTE FUNCIONAL MECANICA

PLANO

C-1519

| ITEM | CODIGO  | DENOMINACION                   | TEXTO | LF-25 |  |  |  |  |  |  |  |  |  |  |  |  |  |  | NOTAS |
|------|---------|--------------------------------|-------|-------|--|--|--|--|--|--|--|--|--|--|--|--|--|--|-------|
| 22   | P535913 | Correa SPZ LW 2240             |       | 3     |  |  |  |  |  |  |  |  |  |  |  |  |  |  |       |
| 23   | P536003 | Polea tambor                   |       | 1     |  |  |  |  |  |  |  |  |  |  |  |  |  |  |       |
| 24   | P536017 | Buje amarre polea tambor       |       | 1     |  |  |  |  |  |  |  |  |  |  |  |  |  |  |       |
| 25   | Q301041 | Anillo de seguridad en eje Ø50 |       | 1     |  |  |  |  |  |  |  |  |  |  |  |  |  |  |       |
| 26   | Q301036 | Anillo de seguridad J-110x4    |       | 1     |  |  |  |  |  |  |  |  |  |  |  |  |  |  |       |
| 27   | P536005 | Rodamiento 6310-2Z             |       | 1     |  |  |  |  |  |  |  |  |  |  |  |  |  |  |       |
| 28   | P536002 | Soporte rodamientos            |       | 1     |  |  |  |  |  |  |  |  |  |  |  |  |  |  |       |
| 29   | P536004 | Rodamiento 6312-2RS            |       | 1     |  |  |  |  |  |  |  |  |  |  |  |  |  |  |       |
| 30   | P536008 | Contrareten                    |       | 1     |  |  |  |  |  |  |  |  |  |  |  |  |  |  |       |
| 31   | Q262040 | Arandela grower A-6            |       | 3     |  |  |  |  |  |  |  |  |  |  |  |  |  |  |       |
| 32   | Q052046 | Tornillo allem M-6x40          |       | 3     |  |  |  |  |  |  |  |  |  |  |  |  |  |  |       |
| 33   | P536014 | Junta contrareten              |       | 1     |  |  |  |  |  |  |  |  |  |  |  |  |  |  |       |
| 34   | Q221306 | Tuerca autoblocante M-10       |       | 18    |  |  |  |  |  |  |  |  |  |  |  |  |  |  |       |
| 35   | P536001 | Soporte fondo cuba             |       | 1     |  |  |  |  |  |  |  |  |  |  |  |  |  |  |       |
| 36   | P536010 | Fondo cuba                     |       | 1     |  |  |  |  |  |  |  |  |  |  |  |  |  |  |       |
| 37   | P534914 | Reten V-RING - 65S             |       | 1     |  |  |  |  |  |  |  |  |  |  |  |  |  |  |       |
| 38   | P534915 | Reten V-RING - 75S             |       | 1     |  |  |  |  |  |  |  |  |  |  |  |  |  |  |       |
| 39   | P536015 | Lengüeta eje tambor A.14x9x40  |       | 1     |  |  |  |  |  |  |  |  |  |  |  |  |  |  |       |
| 40   | P534941 | Tambor completo                |       | 1     |  |  |  |  |  |  |  |  |  |  |  |  |  |  |       |
| 41   | P536106 | Junta de cuba                  |       | 1     |  |  |  |  |  |  |  |  |  |  |  |  |  |  |       |
| 42   | Q151326 | Tornillo exagonal M-10x55      |       | 18    |  |  |  |  |  |  |  |  |  |  |  |  |  |  |       |
| 43   | P536134 | Cuba completa                  |       | 1     |  |  |  |  |  |  |  |  |  |  |  |  |  |  |       |
| 44   | P530505 | Soporte bisagra                |       | 2     |  |  |  |  |  |  |  |  |  |  |  |  |  |  |       |
| 45   | Q222012 | Tuerca autoblocante M-6        |       | 8     |  |  |  |  |  |  |  |  |  |  |  |  |  |  |       |
|      |         |                                |       |       |  |  |  |  |  |  |  |  |  |  |  |  |  |  |       |
|      |         |                                |       |       |  |  |  |  |  |  |  |  |  |  |  |  |  |  |       |
|      |         |                                |       |       |  |  |  |  |  |  |  |  |  |  |  |  |  |  |       |
|      |         |                                |       |       |  |  |  |  |  |  |  |  |  |  |  |  |  |  |       |



N plano  
C-1520

Firma

Fecha  
3-2004

Aparato

PARTE FUNCIONAL HIDRAULICA  
LAVADORA LF-25

Lamina  
5

Fagor Industrial S.Coop. **FAGOR**  
Oñate

| ITEM | CODIGO  | DENOMINACION                 | TEXTO | LF-25 | LF-25 MP | LF-25 MPP |  |  |  |  |  |  | NOTAS |
|------|---------|------------------------------|-------|-------|----------|-----------|--|--|--|--|--|--|-------|
| 1    | Q151335 | Tornillo c/arandela A-5,6x13 |       | 2     | 2        | 2         |  |  |  |  |  |  |       |
| 2    | Q242040 | Arandela abanico A-6         |       | 2     | 2        | 2         |  |  |  |  |  |  |       |
| 3    | Z611123 | Electrovalvula triple        |       | 1     | 1        | 1         |  |  |  |  |  |  |       |
| 4    | Q881302 | Abrazadera 12-20             |       | 6     | 6        | 6         |  |  |  |  |  |  |       |
| 5    | 3676900 | Tubo de goma Ø17xØ10x550     |       | 3     | 3        | 3         |  |  |  |  |  |  |       |
| 6    | P505006 | Inyector completo            |       | 1     | 1        | 1         |  |  |  |  |  |  |       |
| 7    | P505003 | Junta inyector               |       | 1     | 1        | 1         |  |  |  |  |  |  |       |
| 8    | Z740701 | Pasamuros                    |       | 1     | 1        | 1         |  |  |  |  |  |  |       |
| 9    | Z710708 | Tuerca pasamuros             |       | 1     | 1        | 1         |  |  |  |  |  |  |       |
| 10   | Q881306 | Abrazadera 32-50             |       | 2     | 2        | 2         |  |  |  |  |  |  |       |
| 11   | P532123 | Conducto salida vapores      |       | 1     | 1        | 1         |  |  |  |  |  |  |       |
| 12   | P500702 | Junta de cubeta              |       | 1     | 1        | 1         |  |  |  |  |  |  |       |
| 13   | P440702 | Tubo sifon                   |       | 2     | 2        | 2         |  |  |  |  |  |  |       |
| 14   | P440715 | Escuadra proteccion          |       | 1     | 1        | 1         |  |  |  |  |  |  |       |
| 15   | P440721 | Perfil refuerzo              |       | 1     | 1        | 1         |  |  |  |  |  |  |       |
| 16   | P530718 | Sujecion cubeta detergentes  |       | 1     | 1        | 1         |  |  |  |  |  |  |       |
| 17   | Q412002 | Remache tubular Ø4x7,5       |       | 4     | 4        | 4         |  |  |  |  |  |  |       |
| 18   | Q042022 | Tornillo avellanado M-4x15   |       | 2     | 2        | 2         |  |  |  |  |  |  |       |
| 19   | P440700 | Cubeta de detergentes        |       | 1     | 1        | 1         |  |  |  |  |  |  |       |
| 20   | P440701 | Difusor de detergentes       |       | 2     | 2        | 2         |  |  |  |  |  |  |       |
| 21   | Q222004 | Tuerca cuadrada M-4          |       | 2     | 2        | 2         |  |  |  |  |  |  |       |
| 22   | 3676900 | Tubo goma negra Ø17xØ10x1500 |       | 2     | 2        | 2         |  |  |  |  |  |  |       |
| 23   | Q223018 | Tuerca exagonal M-16x1,5     |       | 2     | 2        | 2         |  |  |  |  |  |  |       |
| 24   | Q301302 | Arandela plana A-17          |       | 2     | 2        | 2         |  |  |  |  |  |  |       |
| 25   | Q307002 | Arandela junta Ø28xØ15x1     |       | 2     | 2        | 2         |  |  |  |  |  |  |       |
| 26   | 3702400 | Tubo goma negra Ø8xØ4x2000   |       | 1     | 1        | 1         |  |  |  |  |  |  |       |
| 27   | P533034 | Amortiguador presostato      |       | 1     | -        | -         |  |  |  |  |  |  |       |
| 28   | P533002 | Presostato de nivel          |       | 1     | -        | -         |  |  |  |  |  |  |       |
|      | Q082032 | Tornillo alomado BZ-3,5x9,5  |       | 1     | -        | -         |  |  |  |  |  |  |       |



MOD.

LAVADORA ALTAS REVOLUCIONES

ZONA

PARTE FUNCIONAL HIDRAULICA

PLANO

C-1520

| ITEM | CODIGO  | DENOMINACION                     | TEXTO | LF-25 | LF-25 MP | LF-25 MPP |  |  |  |  |  |  | NOTAS          |
|------|---------|----------------------------------|-------|-------|----------|-----------|--|--|--|--|--|--|----------------|
|      | P503068 | Soporte presostato               |       | 1     | -        | -         |  |  |  |  |  |  |                |
|      | Q032031 | Tornillo alomado M-5x10          |       | 1     | -        | -         |  |  |  |  |  |  |                |
| 29   | P102154 | Brida cremallera                 |       | 2     | 2        | 2         |  |  |  |  |  |  |                |
| 30   | P445002 | Camara presostato                |       | 1     | 1        | 1         |  |  |  |  |  |  |                |
| 31   | Q881306 | Abrazadera 32-50                 |       | 2     | 2        | 2         |  |  |  |  |  |  |                |
| 32   | P445001 | Codo de presostato               |       | 1     | 1        | 1         |  |  |  |  |  |  |                |
| 33   | -       | Toma presion                     |       | 1     | 1        | 1         |  |  |  |  |  |  | Soldado a cuba |
| 34   | P532120 | Conducto a valvula de vaciado    |       | 1     | 1        | 1         |  |  |  |  |  |  |                |
| 35   | Q881326 | Abrazadera 70-90                 |       | 2     | 2        | 2         |  |  |  |  |  |  |                |
| 36   | Q162030 | Tuerca exagonal M-5              |       | 2     | 2        | 2         |  |  |  |  |  |  |                |
| 37   | P532103 | Valvula de vaciado               |       | 1     | 1        | 1         |  |  |  |  |  |  |                |
| 38   | Q242040 | Arandela abanico A-6             |       | 2     | 2        | 2         |  |  |  |  |  |  |                |
| 39   | Q012032 | Tornillo exagonal M-5x15         |       | 2     | 2        | 2         |  |  |  |  |  |  |                |
| 40   | Q881306 | Abrazadera 32-50                 |       | 4     | 4        | 4         |  |  |  |  |  |  |                |
| 41   | P532122 | Conducto rebosadero inferior     |       | 1     | 1        | 1         |  |  |  |  |  |  |                |
| 42   | P532128 | Empalme tubo sifon en rebosadero |       | 1     | 1        | 1         |  |  |  |  |  |  |                |
| 43   | P532121 | Conducto rebosadero superior     |       | 1     | 1        | 1         |  |  |  |  |  |  |                |
| 44   | P532118 | Conducto cubeta a codo           |       | 1     | 1        | 1         |  |  |  |  |  |  |                |
| 45   | P532119 | Conducto de llenado codo a cuba  |       | 1     | 1        | 1         |  |  |  |  |  |  |                |
| 46   | Q881326 | Abrazadera 70-90                 |       | 4     | 4        | 4         |  |  |  |  |  |  |                |
| 47   | P532127 | Codo entrada agua                |       | 1     | 1        | 1         |  |  |  |  |  |  |                |
| 48   | P532116 | Capucha - tapon dosificadores    |       | 5     | 5        | 5         |  |  |  |  |  |  |                |
| 49   | P542110 | Tubo tapon                       |       | 1     | 1        | 1         |  |  |  |  |  |  |                |
| 50   | Q881326 | Abrazadera 70-90                 |       | 2     | 2        | 2         |  |  |  |  |  |  |                |
| 51   | P532107 | Tapon rebosadero                 |       | 1     | 1        | 1         |  |  |  |  |  |  |                |
| 52   | 3714800 | Tubo goma negra Ø26xØ19x400      |       | 2     | 2        | 2         |  |  |  |  |  |  |                |
| 53   | Q881304 | Abrazadera 20-32                 |       | 4     | 4        | 4         |  |  |  |  |  |  |                |
| 54   | P533009 | Empalme 3/4"                     |       | 2     | 2        | 2         |  |  |  |  |  |  |                |
| 55   | Z102305 | Electrovalvula 3/4"              |       | 2     | 2        | 2         |  |  |  |  |  |  |                |

MOD.

LAVADORA ALTAS REVOLUCIONES

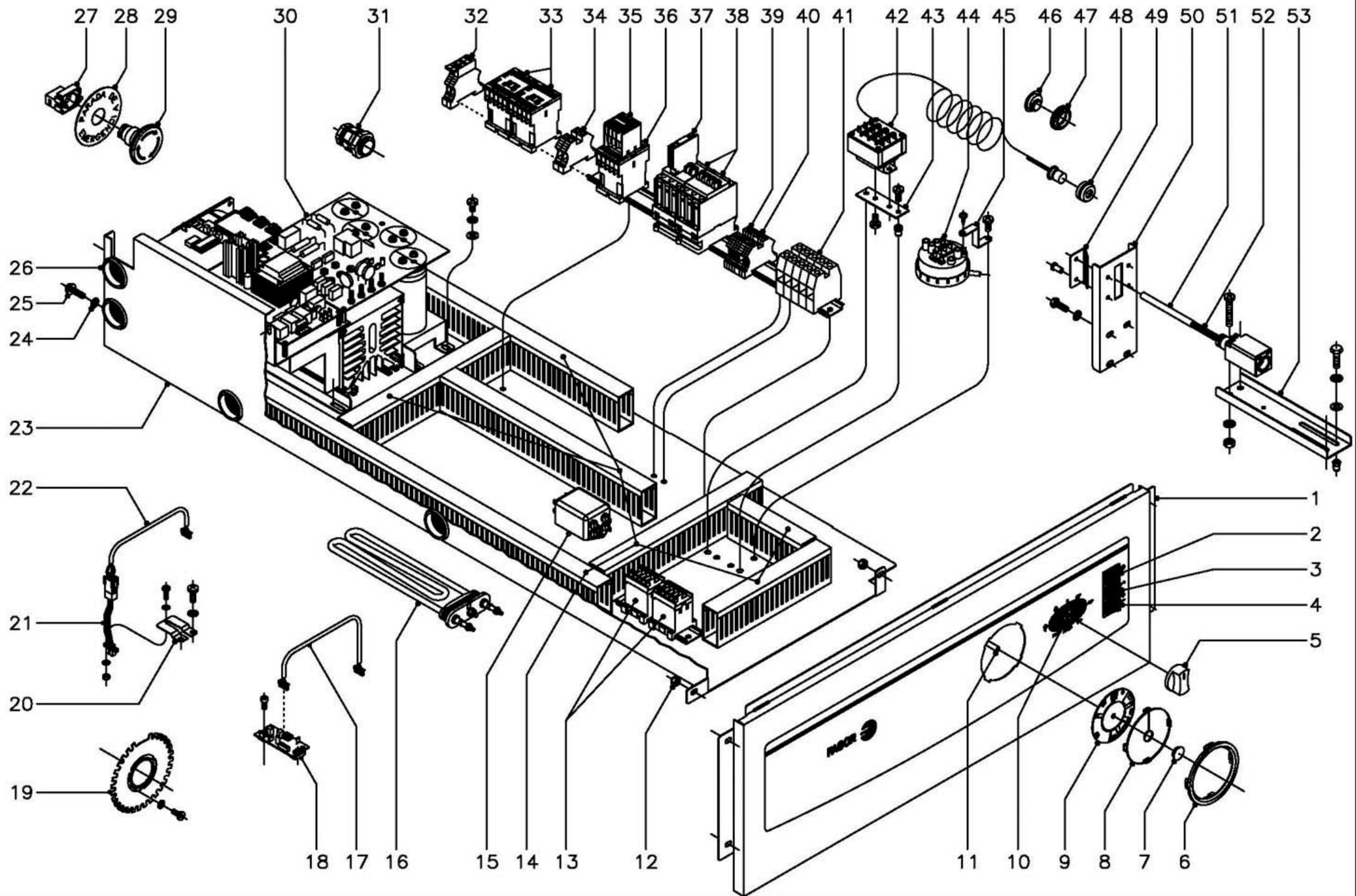
ZONA

PARTE FUNCIONAL HIDRAULICA

PLANO

C-1520

| ITEM | CODIGO  | DENOMINACION                    | TEXTO | LF-25 | LF-25 MP | LF-25 MPP |  |  |  |  |  |  | NOTAS |
|------|---------|---------------------------------|-------|-------|----------|-----------|--|--|--|--|--|--|-------|
| 56   | Z102323 | Bobina de electrovalvula 240 V. |       | 2     | 2        | 2         |  |  |  |  |  |  |       |
| 57   | Z102301 | Manguito 3/4"                   |       | 4     | 4        | 4         |  |  |  |  |  |  |       |
| 58   | P535020 | Te a 90° de 3/4"                |       | 2     | 2        | 2         |  |  |  |  |  |  |       |
| 59   | P535003 | Tope electrovalvula             |       | 2     | 2        | 2         |  |  |  |  |  |  |       |
| 60   | Z611123 | Electrovalvula triple           |       | 1     | 1        | 1         |  |  |  |  |  |  |       |
| 61   | P443042 | Regulador de caudal 3 l./m.     |       | 2     | 2        | 2         |  |  |  |  |  |  |       |
| 62   | Q881302 | Abrazadera 12-20                |       | 8     | 8        | 8         |  |  |  |  |  |  |       |
| 63   | 3676900 | Tubo goma negra Ø17xØ10x800     |       | 2     | 2        | 2         |  |  |  |  |  |  |       |
| 64   | Z701135 | Electrovalvula simple           |       | 1     | 1        | 1         |  |  |  |  |  |  |       |
|      |         |                                 |       |       |          |           |  |  |  |  |  |  |       |
|      |         |                                 |       |       |          |           |  |  |  |  |  |  |       |
|      |         |                                 |       |       |          |           |  |  |  |  |  |  |       |
|      |         |                                 |       |       |          |           |  |  |  |  |  |  |       |
|      |         |                                 |       |       |          |           |  |  |  |  |  |  |       |
|      |         |                                 |       |       |          |           |  |  |  |  |  |  |       |
|      |         |                                 |       |       |          |           |  |  |  |  |  |  |       |
|      |         |                                 |       |       |          |           |  |  |  |  |  |  |       |
|      |         |                                 |       |       |          |           |  |  |  |  |  |  |       |
|      |         |                                 |       |       |          |           |  |  |  |  |  |  |       |
|      |         |                                 |       |       |          |           |  |  |  |  |  |  |       |
|      |         |                                 |       |       |          |           |  |  |  |  |  |  |       |
|      |         |                                 |       |       |          |           |  |  |  |  |  |  |       |
|      |         |                                 |       |       |          |           |  |  |  |  |  |  |       |
|      |         |                                 |       |       |          |           |  |  |  |  |  |  |       |
|      |         |                                 |       |       |          |           |  |  |  |  |  |  |       |
|      |         |                                 |       |       |          |           |  |  |  |  |  |  |       |
|      |         |                                 |       |       |          |           |  |  |  |  |  |  |       |



|         |       |        |   |        |                                       |
|---------|-------|--------|---|--------|---------------------------------------|
| N plano | Firma | Fecha  | Aparato   | Lamina | Fagor Industrial S.Coop. <b>FAGOR</b> |
| C-1521  |       | 3-2004 | PARTE FUNCIONAL ELECTRICA<br>LAVADORA LF-25 (Electromecanica) | 6      | Oforte                                |

MOD.

LAVADORA ALTAS REVOLUCIONES

ZONA

PARTE FUNCIONAL ELECTRICA ( Electromecanicas )

PLANO

C-1521

| ITEM | CODIGO  | DENOMINACION                     | TEXTO | LF-25 |  |  |  |  |  |  |  |  | NOTAS                 |
|------|---------|----------------------------------|-------|-------|--|--|--|--|--|--|--|--|-----------------------|
| 1    | P530355 | Portamandos electromecanico      |       | 1     |  |  |  |  |  |  |  |  |                       |
| 2    | P503004 | Piloto rojo                      |       | 1     |  |  |  |  |  |  |  |  |                       |
| 3    | P503005 | Pulsador verde (puerta)          |       | 1     |  |  |  |  |  |  |  |  |                       |
| 4    | P503006 | Pulsador blanco (start)          |       | 1     |  |  |  |  |  |  |  |  |                       |
| 5    | R663062 | Boton de mando completo          |       | 1     |  |  |  |  |  |  |  |  |                       |
| 6    | P440336 | Marco mirilla                    |       | 1     |  |  |  |  |  |  |  |  |                       |
| 7    | P302882 | Embellecedor disco programador   |       | 1     |  |  |  |  |  |  |  |  |                       |
| 8    | P500315 | Mirilla de disco                 |       | 1     |  |  |  |  |  |  |  |  |                       |
| 9    | P500314 | Disco programador                |       | 1     |  |  |  |  |  |  |  |  |                       |
| 10   | P433023 | Conmutador (8 posiciones)        |       | 1     |  |  |  |  |  |  |  |  |                       |
|      | Q151320 | Tornillo alomado M-4x6           |       | 2     |  |  |  |  |  |  |  |  | Amarre conmutador     |
|      | P503037 | Sujecion conmutador              |       | 1     |  |  |  |  |  |  |  |  | Amarre conmutador     |
|      | Q222012 | Tuerca exagonal autoblocante M-6 |       | 2     |  |  |  |  |  |  |  |  | Amarre sujecion conm. |
| 11   | P433004 | Programador rotativo             |       | 1     |  |  |  |  |  |  |  |  |                       |
|      | Q151320 | Tornillo alomado M-4x6           |       | 4     |  |  |  |  |  |  |  |  |                       |
|      | Q242020 | Arandela abanico A-4             |       | 4     |  |  |  |  |  |  |  |  |                       |
| 12   | Q222012 | Tuerca exagonal autoblocante M-6 |       | 3     |  |  |  |  |  |  |  |  |                       |
| 13   | Z683087 | Contacto 3TF20 01-3AL2, 230 V.   |       | 2     |  |  |  |  |  |  |  |  |                       |
|      | Z103084 | Guia contactor L=138             |       | 1     |  |  |  |  |  |  |  |  |                       |
|      | Q419005 | Remache tubular Ø4x8             |       | 2     |  |  |  |  |  |  |  |  |                       |
| 14   | 3715520 | Canaleta unex 60x30x850          |       | 1     |  |  |  |  |  |  |  |  |                       |
|      | 3715520 | Canaleta unex 60x30x640          |       | 1     |  |  |  |  |  |  |  |  |                       |
|      | 3715520 | Canaleta unex 60x30x400          |       | 1     |  |  |  |  |  |  |  |  |                       |
|      | 3715520 | Canaleta unex 60x30x320          |       | 2     |  |  |  |  |  |  |  |  |                       |
|      | 3715520 | Canaleta unex 60x30x270          |       | 1     |  |  |  |  |  |  |  |  |                       |
|      | 3715520 | Canaleta unex 60x30x140          |       | 1     |  |  |  |  |  |  |  |  |                       |
| 15   | P533068 | Filtro interferencias            |       | 1     |  |  |  |  |  |  |  |  |                       |
|      | Q032031 | Tornillo alomado M-5x10          |       | 2     |  |  |  |  |  |  |  |  |                       |
|      | Q242030 | Arandela abanico A-5             |       | 2     |  |  |  |  |  |  |  |  |                       |

| ITEM | CODIGO  | DENOMINACION                 | TEXTO | LF-25 |  |  |  |  |  |  |  |  |  |  |  |  |  | NOTAS |
|------|---------|------------------------------|-------|-------|--|--|--|--|--|--|--|--|--|--|--|--|--|-------|
| 16   | P533001 | Resistencia 6000 W. 230 V.   |       | 3     |  |  |  |  |  |  |  |  |  |  |  |  |  |       |
| 17   | P503028 | Cableado sensor              |       | 2     |  |  |  |  |  |  |  |  |  |  |  |  |  |       |
| 18   | P533016 | Sensor galga liar            |       | 2     |  |  |  |  |  |  |  |  |  |  |  |  |  |       |
|      | Q122032 | Tornillo allem M-5x15        |       | 4     |  |  |  |  |  |  |  |  |  |  |  |  |  |       |
| 19   | P536012 | Disco detector               |       | 1     |  |  |  |  |  |  |  |  |  |  |  |  |  |       |
|      | Q242020 | Arandela abanico A-4         |       | 3     |  |  |  |  |  |  |  |  |  |  |  |  |  |       |
|      | Q032021 | Tornillo alomado M-4x10      |       | 3     |  |  |  |  |  |  |  |  |  |  |  |  |  |       |
| 20   | P536019 | Soporte detector             |       | 1     |  |  |  |  |  |  |  |  |  |  |  |  |  |       |
|      | Q032031 | Tornillo alomado M-5x10      |       | 2     |  |  |  |  |  |  |  |  |  |  |  |  |  |       |
|      | Q242030 | Arandela abanico A-5         |       | 2     |  |  |  |  |  |  |  |  |  |  |  |  |  |       |
| 21   | P503069 | Alargadera detector posicion |       | 1     |  |  |  |  |  |  |  |  |  |  |  |  |  |       |
|      | Q032011 | Tornillo alomado M-3x10      |       | 1     |  |  |  |  |  |  |  |  |  |  |  |  |  |       |
|      | Q242010 | Arandela abanico A-3         |       | 2     |  |  |  |  |  |  |  |  |  |  |  |  |  |       |
|      | Q162010 | Tuerca exagonal M-3          |       | 1     |  |  |  |  |  |  |  |  |  |  |  |  |  |       |
| 22   | P503070 | Cable detector               |       | 1     |  |  |  |  |  |  |  |  |  |  |  |  |  |       |
| 23   | P533041 | Cuadro electrico             |       | 1     |  |  |  |  |  |  |  |  |  |  |  |  |  |       |
| 24   | Q242040 | Arandela abanico A-6         |       | 4     |  |  |  |  |  |  |  |  |  |  |  |  |  |       |
| 25   | Q151335 | Tornillo c/arandela A-5,6x13 |       | 4     |  |  |  |  |  |  |  |  |  |  |  |  |  |       |
| 26   | X723014 | Pasamuros Ø 30               |       | 4     |  |  |  |  |  |  |  |  |  |  |  |  |  |       |
| 27   | Z103048 | Cuerpo NC, +ZB4-BZ102+       |       | 1     |  |  |  |  |  |  |  |  |  |  |  |  |  |       |
| 28   | P533015 | Etiqueta emergencia          |       | 1     |  |  |  |  |  |  |  |  |  |  |  |  |  |       |
| 29   | P533013 | Seta de emergencia           |       | 1     |  |  |  |  |  |  |  |  |  |  |  |  |  |       |
| 30   | P533017 | Convertidor V/F Liar 25      |       | 1     |  |  |  |  |  |  |  |  |  |  |  |  |  |       |
|      | Q032031 | Tornillo alomado M-5x10      |       | 7     |  |  |  |  |  |  |  |  |  |  |  |  |  |       |
|      | Q242030 | Arandela abanico A-5         |       | 7     |  |  |  |  |  |  |  |  |  |  |  |  |  |       |
|      | Q302022 | Arandela plana Ø16xØ6x1,2    |       | 7     |  |  |  |  |  |  |  |  |  |  |  |  |  |       |
| 31   | R033002 | Prensaestopas                |       | 1     |  |  |  |  |  |  |  |  |  |  |  |  |  |       |
| 32   | R073005 | Borna portafusibles          |       | 2     |  |  |  |  |  |  |  |  |  |  |  |  |  |       |
|      | P184011 | Cartucho fusible 4 A.        |       | 2     |  |  |  |  |  |  |  |  |  |  |  |  |  |       |

| MOD. |         | LAVADORA ALTAS REVOLUCIONES        |       | ZONA  | PARTE FUNCIONAL ELECTRICA ( Electromecanicas ) |  |  |  |  |  | PLANO | C-1521 |
|------|---------|------------------------------------|-------|-------|--|--|--|--|--|--|-------|--------|
| ITEM | CODIGO  | DENOMINACION                       | TEXTO | LF-25 |  |  |  |  |  |  |       | NOTAS  |
| 33   | Z743009 | Contactador sirius 3RT-1016-2AP02  |       | 2     |  |  |  |  |  |  |       |        |
| 34   | P453025 | Borne paso 10 (gris)               |       | 2     |  |  |  |  |  |  |       |        |
| 35   | Z953046 | Contacto auxiliar 3RH1911-2FA11    |       | 1     |  |  |  |  |  |  |       |        |
| 36   | Z743009 | Contactador sirius 3RT-1016-2AP02  |       | 1     |  |  |  |  |  |  |       |        |
| 37   | P443080 | Contacto auxiliar 3RH1921-1CA01    |       | 1     |  |  |  |  |  |  |       |        |
| 38   | X183011 | Contactador 3RT1024-1AN20, 230 V.  |       | 2     |  |  |  |  |  |  |       |        |
| 39   | Z103029 | Borne paso 2,5 (gris)              |       | 6     |  |  |  |  |  |  |       |        |
| 40   | P453026 | Borne tierra 10, (amarillo-verde)  |       | 1     |  |  |  |  |  |  |       |        |
| 41   | R263003 | Borne fases 35 (gris)              |       | 3     |  |  |  |  |  |  |       |        |
|      | R673010 | Borne neutro 35 (azul)             |       | 1     |  |  |  |  |  |  |       |        |
|      | Z103035 | Borne tierra 35, (amarillo-verde)  |       | 1     |  |  |  |  |  |  |       |        |
|      | R663054 | Guia contactor L=320               |       | 1     |  |  |  |  |  |  |       |        |
|      | Z403016 | Guia contactor L=100               |       | 1     |  |  |  |  |  |  |       |        |
| 42   | P433018 | Termostato 4 tempera. preseleccio. |       | 1     |  |  |  |  |  |  |       |        |
|      | Q032021 | Tornillo alomado M-4x10            |       | 2     |  |  |  |  |  |  |       |        |
| 43   | P453020 | Sujecion termostato                |       | 1     |  |  |  |  |  |  |       |        |
|      | Q021331 | Tornillo alomado M-5x10            |       | 2     |  |  |  |  |  |  |       |        |
|      | Q221342 | Remache exagonal M-5               |       | 2     |  |  |  |  |  |  |       |        |
| 44   | P533002 | Presostato de nivel                |       | 1     |  |  |  |  |  |  |       |        |
|      | Q082032 | Tornillo alomado BZ-3,5x9,5        |       | 1     |  |  |  |  |  |  |       |        |
| 45   | P503068 | Soporte presostato                 |       | 1     |  |  |  |  |  |  |       |        |
|      | Q032031 | Tornillo alomado M-5x10            |       | 1     |  |  |  |  |  |  |       |        |
| 46   | P443060 | Tapon                              |       | 1     |  |  |  |  |  |  |       |        |
| 47   | N503017 | Soporte termostato                 |       | 1     |  |  |  |  |  |  |       |        |
| 48   | Z953003 | Pasamuros bulbo termostato         |       | 1     |  |  |  |  |  |  |       |        |
| 49   | P533078 | Protector micro de seguridad       |       | 2     |  |  |  |  |  |  |       |        |
|      | Q419005 | Remache tubular Ø4x8               |       | 4     |  |  |  |  |  |  |       |        |
| 50   | P533045 | Tope micro de seguridad            |       | 1     |  |  |  |  |  |  |       |        |
|      | Q012041 | Tornillo exagonal M-6x10           |       | 2     |  |  |  |  |  |  |       |        |

| ITEM | CODIGO  | DENOMINACION                     | TEXTO | LF-25 |  |  |  |  |  |  |  |  |  |  |  |  |  |  |  | NOTAS |
|------|---------|----------------------------------|-------|-------|--|--|--|--|--|--|--|--|--|--|--|--|--|--|--|-------|
|      | Q242040 | Arandela abanico A-6             |       | 2     |  |  |  |  |  |  |  |  |  |  |  |  |  |  |  |       |
| 51   | 3715600 | Tubo de silicona forrado         |       | 1     |  |  |  |  |  |  |  |  |  |  |  |  |  |  |  |       |
| 52   | P533075 | Micro de seguridad completo      |       | 1     |  |  |  |  |  |  |  |  |  |  |  |  |  |  |  |       |
|      | Q031326 | Tornillo alomado M-4x40          |       | 2     |  |  |  |  |  |  |  |  |  |  |  |  |  |  |  |       |
|      | Q232030 | Arandela plana A-5               |       | 2     |  |  |  |  |  |  |  |  |  |  |  |  |  |  |  |       |
|      | Q242020 | Arandela abanico A-4             |       | 2     |  |  |  |  |  |  |  |  |  |  |  |  |  |  |  |       |
|      | Q221305 | Tuerca exagonal autoblocante M-4 |       | 2     |  |  |  |  |  |  |  |  |  |  |  |  |  |  |  |       |
| 53   | P533044 | Sujecion micro de seguridad      |       | 1     |  |  |  |  |  |  |  |  |  |  |  |  |  |  |  |       |
|      | Q012031 | Tornillo exagonal M-5x10         |       | 2     |  |  |  |  |  |  |  |  |  |  |  |  |  |  |  |       |
|      | Q242030 | Arandela abanico A-5             |       | 2     |  |  |  |  |  |  |  |  |  |  |  |  |  |  |  |       |
|      | Q302022 | Arandela plana Ø16xØ6x1,2        |       | 2     |  |  |  |  |  |  |  |  |  |  |  |  |  |  |  |       |
|      | Q221342 | Remache exagonal M-5             |       | 2     |  |  |  |  |  |  |  |  |  |  |  |  |  |  |  |       |
|      |         |                                  |       |       |  |  |  |  |  |  |  |  |  |  |  |  |  |  |  |       |
|      |         |                                  |       |       |  |  |  |  |  |  |  |  |  |  |  |  |  |  |  |       |
|      |         |                                  |       |       |  |  |  |  |  |  |  |  |  |  |  |  |  |  |  |       |
|      |         |                                  |       |       |  |  |  |  |  |  |  |  |  |  |  |  |  |  |  |       |
|      |         |                                  |       |       |  |  |  |  |  |  |  |  |  |  |  |  |  |  |  |       |
|      |         |                                  |       |       |  |  |  |  |  |  |  |  |  |  |  |  |  |  |  |       |
|      |         |                                  |       |       |  |  |  |  |  |  |  |  |  |  |  |  |  |  |  |       |
|      |         |                                  |       |       |  |  |  |  |  |  |  |  |  |  |  |  |  |  |  |       |
|      |         |                                  |       |       |  |  |  |  |  |  |  |  |  |  |  |  |  |  |  |       |
|      |         |                                  |       |       |  |  |  |  |  |  |  |  |  |  |  |  |  |  |  |       |
|      |         |                                  |       |       |  |  |  |  |  |  |  |  |  |  |  |  |  |  |  |       |
|      |         |                                  |       |       |  |  |  |  |  |  |  |  |  |  |  |  |  |  |  |       |
|      |         |                                  |       |       |  |  |  |  |  |  |  |  |  |  |  |  |  |  |  |       |
|      |         |                                  |       |       |  |  |  |  |  |  |  |  |  |  |  |  |  |  |  |       |
|      |         |                                  |       |       |  |  |  |  |  |  |  |  |  |  |  |  |  |  |  |       |
|      |         |                                  |       |       |  |  |  |  |  |  |  |  |  |  |  |  |  |  |  |       |

MOD.

LAVADORA ALTAS REVOLUCIONES

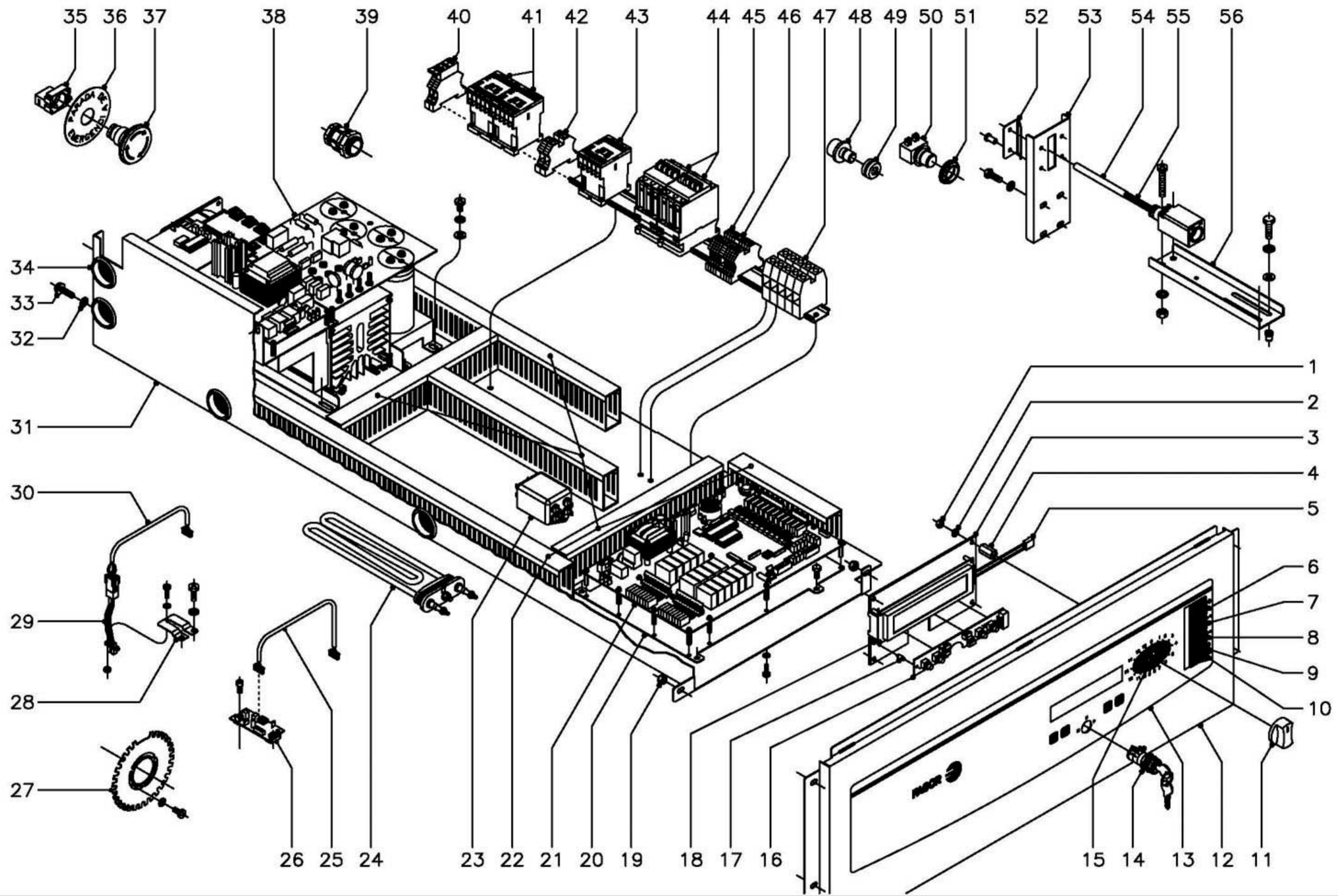
ZONA

VARIOS ( Programador electromecanico )

PLANO

| ITEM | CODIGO  | DENOMINACION                   | TEXTO | LF-25 |  |  |  |  |  |  |  |  | NOTAS            |
|------|---------|--------------------------------|-------|-------|--|--|--|--|--|--|--|--|------------------|
|      | P536528 | Folleto de instrucciones       |       | 1     |  |  |  |  |  |  |  |  |                  |
|      | Z602121 | Manguera entrada de agua       |       | 3     |  |  |  |  |  |  |  |  |                  |
|      | R189915 | Taco Fisher de 10              |       | 4     |  |  |  |  |  |  |  |  | Fijacion maquina |
|      | Q151352 | Tornillo 8x60                  |       | 4     |  |  |  |  |  |  |  |  | Fijacion maquina |
|      | Q302027 | Arandela plana Ø25xØ8,4x2      |       | 4     |  |  |  |  |  |  |  |  | Fijacion maquina |
|      | P533053 | Esquema electrico adhesivo     |       | 1     |  |  |  |  |  |  |  |  | Plano HC-30860   |
|      | P533067 | Leyenda esquema electrico      |       | 1     |  |  |  |  |  |  |  |  | Plano HC-30886   |
|      | P533052 | Esquema electrico de montaje   |       | 1     |  |  |  |  |  |  |  |  | Plano HD-30412   |
|      | P533050 | Instalacion base               |       | 1     |  |  |  |  |  |  |  |  |                  |
|      | P533051 | Instalacion altas revoluciones |       | 1     |  |  |  |  |  |  |  |  |                  |
|      | P533059 | Cableado a resistencias        |       | 1     |  |  |  |  |  |  |  |  |                  |
|      | P533058 | Cableado a motor               |       | 1     |  |  |  |  |  |  |  |  |                  |
|      | P533026 | Cableado regleta a contactores |       | 2     |  |  |  |  |  |  |  |  |                  |
|      | P533061 | Cableado micro de seguridad    |       | 1     |  |  |  |  |  |  |  |  |                  |
|      | P533072 | Cableado filtro interferencias |       | 1     |  |  |  |  |  |  |  |  |                  |
|      | P533076 | Cubierta electrovalvulas       |       | 1     |  |  |  |  |  |  |  |  | PVC Transparente |
|      |         |                                |       |       |  |  |  |  |  |  |  |  |                  |
|      |         |                                |       |       |  |  |  |  |  |  |  |  |                  |
|      |         |                                |       |       |  |  |  |  |  |  |  |  |                  |
|      |         |                                |       |       |  |  |  |  |  |  |  |  |                  |
|      |         |                                |       |       |  |  |  |  |  |  |  |  |                  |
|      |         |                                |       |       |  |  |  |  |  |  |  |  |                  |
|      |         |                                |       |       |  |  |  |  |  |  |  |  |                  |
|      |         |                                |       |       |  |  |  |  |  |  |  |  |                  |
|      |         |                                |       |       |  |  |  |  |  |  |  |  |                  |
|      |         |                                |       |       |  |  |  |  |  |  |  |  |                  |
|      |         |                                |       |       |  |  |  |  |  |  |  |  |                  |
|      |         |                                |       |       |  |  |  |  |  |  |  |  |                  |





|                   |           |                 |  |                           |             |  |
|-------------------|-----------|-----------------|--|---------------------------|-------------|--|
| N plano<br>C-1522 | Firma<br> | Fecha<br>3-2004 | Aparato<br>LAVADORA LF-25 (Electronicas) | PARTE FUNCIONAL ELECTRICA | Lamina<br>7 | Fagor Industrial S.Coop. <b>FAGOR</b><br>Onate |
|-------------------|-----------|-----------------|--|---------------------------|-------------|--|

| ITEM | CODIGO  | DENOMINACION                         | TEXTO | LF-25 MP | LF-25 MPP |  |  |  |  |  |  |  | NOTAS |
|------|---------|--------------------------------------|-------|----------|-----------|--|--|--|--|--|--|--|-------|
| 1    | Q162020 | Tuerca exagonal M-4                  |       | 4        | 4         |  |  |  |  |  |  |  |       |
| 2    | Q242020 | Arandela abanico A-4                 |       | 4        | 4         |  |  |  |  |  |  |  |       |
| 3    | P503052 | Soporte display y teclado            |       | 1        | 1         |  |  |  |  |  |  |  |       |
| 4    | P503034 | Casquillo                            |       | 4        | 4         |  |  |  |  |  |  |  |       |
| 5    | P503050 | Display completo                     |       | 1        | 1         |  |  |  |  |  |  |  |       |
| 6    | Z213033 | Pulsador marcha                      |       | 1        | 1         |  |  |  |  |  |  |  |       |
| 7    | P503005 | Pulsador verde (puerta)              |       | 1        | 1         |  |  |  |  |  |  |  |       |
| 8    | P503006 | Pulsador blanco (avance)             |       | 1        | 1         |  |  |  |  |  |  |  |       |
| 9    | P503026 | Interruptor ambar (sin centrifugado) |       | 1        | 1         |  |  |  |  |  |  |  |       |
| 10   | P503026 | Interruptor ambar (flot)             |       | 1        | 1         |  |  |  |  |  |  |  |       |
| 11   | R663062 | Boton de mando completo              |       | 1        | 1         |  |  |  |  |  |  |  |       |
| 12   | P530345 | Portamandos electronico              |       | 1        | 1         |  |  |  |  |  |  |  |       |
| 13   | P530323 | Embelledor portamandos               |       | 1        | -         |  |  |  |  |  |  |  |       |
| 13   | P530324 | Embelledor portamandos               |       | -        | 1         |  |  |  |  |  |  |  |       |
| 14   | P503032 | Interruptor - llave                  |       | -        | 1         |  |  |  |  |  |  |  |       |
| 15   | P503029 | Selector de programa                 |       | 1        | 1         |  |  |  |  |  |  |  |       |
|      | Q151320 | Tornillo alomado M-4x6               |       | 2        | 2         |  |  |  |  |  |  |  |       |
|      | Q242020 | Arandela abanico A-4                 |       | 2        | 2         |  |  |  |  |  |  |  |       |
|      | P503037 | Sujecion selector de programa        |       | 1        | 1         |  |  |  |  |  |  |  |       |
|      | Q222012 | Tuerca autoblocante M-6              |       | 2        | 2         |  |  |  |  |  |  |  |       |
| 16   | P503011 | Teclado programador                  |       | -        | 1         |  |  |  |  |  |  |  |       |
| 17   | P503045 | Separador teclado                    |       | -        | 4         |  |  |  |  |  |  |  |       |
| 18   | P503043 | Separador display                    |       | 4        | 4         |  |  |  |  |  |  |  |       |
| 19   | Q222012 | Tuerca autoblocante M-6              |       | 3        | 3         |  |  |  |  |  |  |  |       |
| 20   | P503051 | Suplemento cuadro electrico          |       | 1        | 1         |  |  |  |  |  |  |  |       |
|      | Q012031 | Tornillo exagonal M-5x10             |       | 4        | 4         |  |  |  |  |  |  |  |       |
|      | Q221342 | Remache exagonal M-5                 |       | 4        | 4         |  |  |  |  |  |  |  |       |
| 21   | P503010 | Programador electronico              |       | 1        | 1         |  |  |  |  |  |  |  |       |
|      | Q152015 | Tornillo alomado M-3x6               |       | 12       | 12        |  |  |  |  |  |  |  |       |

| ITEM | CODIGO  | DENOMINACION                  | TEXTO | LF-25 MP | LF-25 MPP |  |  |  |  |  |  |  | NOTAS |
|------|---------|-------------------------------|-------|----------|-----------|--|--|--|--|--|--|--|-------|
|      | Q242010 | Arandela abanico A-3          |       | 12       | 12        |  |  |  |  |  |  |  |       |
| 22   | 3715520 | Canaleta unex 60x30x850       |       | 1        | 1         |  |  |  |  |  |  |  |       |
|      | 3715520 | Canaleta unex 60x30x640       |       | 1        | 1         |  |  |  |  |  |  |  |       |
|      | 3715520 | Canaleta unex 60x30x400       |       | 1        | 1         |  |  |  |  |  |  |  |       |
|      | 3715520 | Canaleta unex 60x30x320       |       | 2        | 2         |  |  |  |  |  |  |  |       |
|      | 3715520 | Canaleta unex 60x30x200       |       | 1        | 1         |  |  |  |  |  |  |  |       |
| 23   | P533068 | Filtro interferencias         |       | 1        | 1         |  |  |  |  |  |  |  |       |
|      | Q032031 | Tornillo alomado M-5x10       |       | 2        | 2         |  |  |  |  |  |  |  |       |
|      | Q242030 | Arandela abanico A-5          |       | 2        | 2         |  |  |  |  |  |  |  |       |
| 24   | P533001 | Resistencia 6000 W., 230V.    |       | 3        | 3         |  |  |  |  |  |  |  |       |
| 25   | P503028 | Cableado sensor               |       | 2        | 2         |  |  |  |  |  |  |  |       |
| 26   | P533016 | Sensor galga liar             |       | 2        | 2         |  |  |  |  |  |  |  |       |
|      | Q122032 | Tornillo allem M-5x15         |       | 4        | 4         |  |  |  |  |  |  |  |       |
| 27   | P536012 | Disco detector                |       | 1        | 1         |  |  |  |  |  |  |  |       |
|      | Q242020 | Arandela abanico A-4          |       | 3        | 3         |  |  |  |  |  |  |  |       |
|      | Q032021 | Tornillo alomado M-4x10       |       | 3        | 3         |  |  |  |  |  |  |  |       |
| 28   | P536019 | Soporte detector              |       | 1        | 1         |  |  |  |  |  |  |  |       |
|      | Q032031 | Tornillo alomado M-5x10       |       | 2        | 2         |  |  |  |  |  |  |  |       |
|      | Q242030 | Arandela abanico A-5          |       | 2        | 2         |  |  |  |  |  |  |  |       |
| 29   | P503069 | Alargadera detector posicion  |       | 1        | 1         |  |  |  |  |  |  |  |       |
|      | Q032011 | Tornillo alomado M-3x10       |       | 1        | 1         |  |  |  |  |  |  |  |       |
|      | Q242010 | Arandela abanico A-3          |       | 2        | 2         |  |  |  |  |  |  |  |       |
|      | Q162010 | Tuerca exagonal M-3           |       | 1        | 1         |  |  |  |  |  |  |  |       |
| 30   | P503070 | Cable detector                |       | 1        | 1         |  |  |  |  |  |  |  |       |
| 31   | P533041 | Cuadro electrico              |       | 1        | 1         |  |  |  |  |  |  |  |       |
| 32   | Q242040 | Arandela abanico A-6          |       | 4        | 4         |  |  |  |  |  |  |  |       |
| 33   | Q151335 | Tornillo c/ arandela A-5,6x13 |       | 4        | 4         |  |  |  |  |  |  |  |       |
| 34   | X723014 | Pasamuros Ø 30                |       | 4        | 4         |  |  |  |  |  |  |  |       |
| 35   | Z103048 | Cuerpo NC, +ZB4-BZ102+        |       | 1        | 1         |  |  |  |  |  |  |  |       |

| ITEM | CODIGO  | DENOMINACION                       | TEXTO | LF-25 MP | LF-25 MPP |  |  |  |  |  |  |  |  | NOTAS |
|------|---------|------------------------------------|-------|----------|-----------|--|--|--|--|--|--|--|--|-------|
| 36   | P533015 | Etiqueta emergencia                |       | 1        | 1         |  |  |  |  |  |  |  |  |       |
| 37   | P533013 | Seta de emergencia                 |       | 1        | 1         |  |  |  |  |  |  |  |  |       |
| 38   | P533017 | Convertidor V/F Liar 25            |       | 1        | 1         |  |  |  |  |  |  |  |  |       |
|      | Q032031 | Tornillo alomado M-5x10            |       | 7        | 7         |  |  |  |  |  |  |  |  |       |
|      | Q242030 | Arandela abanico A-5               |       | 7        | 7         |  |  |  |  |  |  |  |  |       |
|      | Q302022 | Arandela plana Ø16xØ6x1,2          |       | 7        | 7         |  |  |  |  |  |  |  |  |       |
| 39   | R073004 | Prensaestopas                      |       | 1        | 1         |  |  |  |  |  |  |  |  |       |
| 40   | R073005 | Borna portafusibles                |       | 2        | 2         |  |  |  |  |  |  |  |  |       |
|      | P184011 | Cartucho fusible 4 A.              |       | 2        | 2         |  |  |  |  |  |  |  |  |       |
| 41   | Z743009 | Contactador sirius 3RT-10 16-2AP02 |       | 2        | 2         |  |  |  |  |  |  |  |  |       |
| 42   | P453025 | Borne paso 10 (gris)               |       | 2        | 2         |  |  |  |  |  |  |  |  |       |
| 43   | Z743009 | Contactador sirius 3RT-10 16-2AP02 |       | 1        | 1         |  |  |  |  |  |  |  |  |       |
| 44   | X183011 | Contactador 3RT1024-1AN20, 230 V.  |       | 2        | 2         |  |  |  |  |  |  |  |  |       |
| 45   | Z103029 | Borne paso 2,5 (gris)              |       | 8        | 8         |  |  |  |  |  |  |  |  |       |
| 46   | P453026 | Borne tierra 10, (amarillo-verde)  |       | 1        | 1         |  |  |  |  |  |  |  |  |       |
| 47   | R263003 | Borne fases 35 (gris)              |       | 3        | 3         |  |  |  |  |  |  |  |  |       |
|      | R673010 | Borne neutro 35 (azul)             |       | 1        | 1         |  |  |  |  |  |  |  |  |       |
|      | Z103035 | Borne tierra 35, (amarillo-verde)  |       | 1        | 1         |  |  |  |  |  |  |  |  |       |
|      | R663054 | Guia contactor L=320               |       | 1        | 1         |  |  |  |  |  |  |  |  |       |
|      | Z403016 | Guia contactor L=100               |       | 1        | 1         |  |  |  |  |  |  |  |  |       |
| 48   | P503024 | Tapon                              |       | 1        | 1         |  |  |  |  |  |  |  |  |       |
| 49   | Z953003 | Pasamuros bulbo termostato         |       | 1        | 1         |  |  |  |  |  |  |  |  |       |
| 50   | P503025 | Sonda temperatura cuba             |       | 1        | 1         |  |  |  |  |  |  |  |  |       |
| 51   | N503017 | Soporte termostato                 |       | 1        | 1         |  |  |  |  |  |  |  |  |       |
| 52   | P533078 | Protector micro de seguridad       |       | 2        | 2         |  |  |  |  |  |  |  |  |       |
|      | Q419005 | Remache tubular Ø4x8               |       | 4        | 4         |  |  |  |  |  |  |  |  |       |
| 53   | P533045 | Tope micro de seguridad            |       | 1        | 1         |  |  |  |  |  |  |  |  |       |
|      | Q012041 | Tornillo exagonal M-6x10           |       | 2        | 2         |  |  |  |  |  |  |  |  |       |
|      | Q242040 | Arandela abanico A-6               |       | 2        | 2         |  |  |  |  |  |  |  |  |       |

| ITEM | CODIGO  | DENOMINACION                     | TEXTO | LF-25 MP | LF-25 MPP |  |  |  |  |  |  |  |  | NOTAS |
|------|---------|----------------------------------|-------|----------|-----------|--|--|--|--|--|--|--|--|-------|
| 54   | 3715600 | Tubo de silicona forrado         |       | 1        | 1         |  |  |  |  |  |  |  |  |       |
| 55   | P533075 | Micro de seguridad completo      |       | 1        | 1         |  |  |  |  |  |  |  |  |       |
|      | Q031326 | Tornillo alomado M-4x40          |       | 2        | 2         |  |  |  |  |  |  |  |  |       |
|      | Q232030 | Arandela plana A-5               |       | 2        | 2         |  |  |  |  |  |  |  |  |       |
|      | Q242020 | Arandela abanico A-4             |       | 2        | 2         |  |  |  |  |  |  |  |  |       |
|      | Q221305 | Tuerca exagonal autoblocante M-4 |       | 2        | 2         |  |  |  |  |  |  |  |  |       |
| 56   | P533044 | Sujecion micro de seguridad      |       | 1        | 1         |  |  |  |  |  |  |  |  |       |
|      | Q012031 | Tornillo exagonal M-5x10         |       | 2        | 2         |  |  |  |  |  |  |  |  |       |
|      | Q242030 | Arandela abanico A-5             |       | 2        | 2         |  |  |  |  |  |  |  |  |       |
|      | Q302022 | Arandela plana Ø16xØ6x1,2        |       | 2        | 2         |  |  |  |  |  |  |  |  |       |
|      | Q221342 | Remache exagonal M-5             |       | 2        | 2         |  |  |  |  |  |  |  |  |       |
|      |         |                                  |       |          |           |  |  |  |  |  |  |  |  |       |
|      |         |                                  |       |          |           |  |  |  |  |  |  |  |  |       |
|      |         |                                  |       |          |           |  |  |  |  |  |  |  |  |       |
|      |         |                                  |       |          |           |  |  |  |  |  |  |  |  |       |
|      |         |                                  |       |          |           |  |  |  |  |  |  |  |  |       |
|      |         |                                  |       |          |           |  |  |  |  |  |  |  |  |       |
|      |         |                                  |       |          |           |  |  |  |  |  |  |  |  |       |
|      |         |                                  |       |          |           |  |  |  |  |  |  |  |  |       |
|      |         |                                  |       |          |           |  |  |  |  |  |  |  |  |       |
|      |         |                                  |       |          |           |  |  |  |  |  |  |  |  |       |
|      |         |                                  |       |          |           |  |  |  |  |  |  |  |  |       |
|      |         |                                  |       |          |           |  |  |  |  |  |  |  |  |       |
|      |         |                                  |       |          |           |  |  |  |  |  |  |  |  |       |
|      |         |                                  |       |          |           |  |  |  |  |  |  |  |  |       |
|      |         |                                  |       |          |           |  |  |  |  |  |  |  |  |       |
|      |         |                                  |       |          |           |  |  |  |  |  |  |  |  |       |
|      |         |                                  |       |          |           |  |  |  |  |  |  |  |  |       |

MOD.

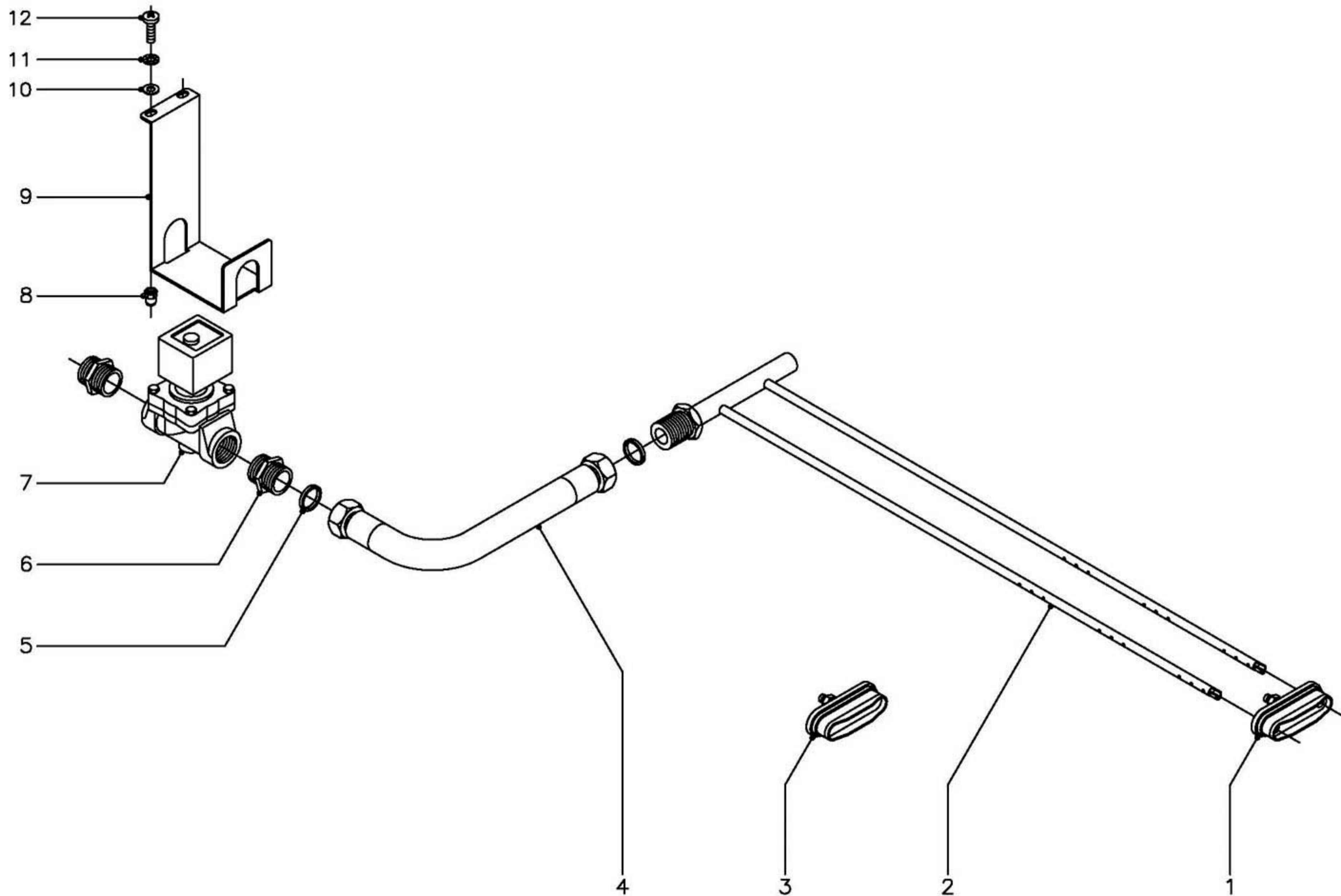
LAVADORA ALTAS REVOLUCIONES

ZONA

VARIOS ( Programador electronico )

PLANO

| ITEM | CODIGO  | DENOMINACION                      | TEXTO | LF-25 MP | LF-25 MPP |  |  |  |  |  |  |  | NOTAS            |
|------|---------|-----------------------------------|-------|----------|-----------|--|--|--|--|--|--|--|------------------|
|      | P536527 | Folleto de instrucciones          |       | 1        | 1         |  |  |  |  |  |  |  |                  |
|      | Z602121 | Manguera entrada de agua          |       | 3        | 3         |  |  |  |  |  |  |  |                  |
|      | R189915 | Taco Fisher de 10                 |       | 4        | 4         |  |  |  |  |  |  |  | Fijacion maquina |
|      | Q151352 | Tornillo 8x60                     |       | 4        | 4         |  |  |  |  |  |  |  | Fijacion maquina |
|      | Q302027 | Arandela plana Ø25xØ8,4x2         |       | 4        | 4         |  |  |  |  |  |  |  | Fijacion maquina |
|      | P533056 | Esquema electrico adhesivo        |       | 1        | 1         |  |  |  |  |  |  |  | Plano HC-30861   |
|      | P533067 | Leyenda esquema electrico         |       | 1        |           |  |  |  |  |  |  |  | Plano HC-30886   |
|      | P533057 | Plano de montaje electrico        |       | 1        | 1         |  |  |  |  |  |  |  | Plano HD-30414   |
|      | P533055 | Instalacion electronica           |       | 1        | 1         |  |  |  |  |  |  |  |                  |
|      | P533059 | Cableado a resistencias           |       | 1        | 1         |  |  |  |  |  |  |  |                  |
|      | P533058 | Cableado a motor                  |       | 1        | 1         |  |  |  |  |  |  |  |                  |
|      | P533026 | Cableado regleta a contactores    |       | 2        | 2         |  |  |  |  |  |  |  |                  |
|      | P503039 | Cableado a interruptor - llave    |       | -        | 1         |  |  |  |  |  |  |  |                  |
|      | P503048 | Cableado conexión display         |       | 1        | 1         |  |  |  |  |  |  |  |                  |
|      | P503046 | Cableado conmutador electronico   |       | 1        | 1         |  |  |  |  |  |  |  |                  |
|      | P503040 | Cable conexión tarjeta programad. |       | -        | 1         |  |  |  |  |  |  |  |                  |
|      | P533064 | Cableado programador a variador   |       | 1        | 1         |  |  |  |  |  |  |  |                  |
|      | P533072 | Cable filtro interferencias       |       | 1        | 1         |  |  |  |  |  |  |  |                  |
|      | P543022 | Filtro programador FB-1Z          |       | 1        | 1         |  |  |  |  |  |  |  |                  |
|      | P533073 | Cableado filtro programador       |       | 1        | 1         |  |  |  |  |  |  |  |                  |
|      | P533065 | Cableado NTC                      |       | 1        | 1         |  |  |  |  |  |  |  |                  |
|      | P506505 | Instrucciones de programacion     |       | -        | 1         |  |  |  |  |  |  |  |                  |
|      | P533076 | Cubierta electrovalvulas          |       | 1        | 1         |  |  |  |  |  |  |  | PVC Transparente |
|      |         |                                   |       |          |           |  |  |  |  |  |  |  |                  |
|      |         |                                   |       |          |           |  |  |  |  |  |  |  |                  |
|      |         |                                   |       |          |           |  |  |  |  |  |  |  |                  |



MOD.

LAVADORA ALTAS REVOLUCIONES

ZONA

VERSION VAPOR

PLANO

C-1521 y 22  
C-1523

| ITEM   | CODIGO  | DENOMINACION                        | TEXTO | LF/ E-25 | LF/ V-25 |  |  |  |  |  |  |  | NOTAS           |
|--------|---------|-------------------------------------|-------|----------|----------|--|--|--|--|--|--|--|-----------------|
|        |         | <b>SE ELIMINAN</b>                  |       |          |          |  |  |  |  |  |  |  |                 |
| 16,24. | P533001 | Resistencia 6000 W., 230 V.         |       | 3        | -        |  |  |  |  |  |  |  | C-1521 y C-1522 |
|        | P533059 | Cableado a resistencias             |       | 1        | -        |  |  |  |  |  |  |  | En varios       |
| 38,44. | X183011 | Contactor 3RT1024-1AN20, 230 V.     |       | 1        | -        |  |  |  |  |  |  |  | C-1521 y C-1522 |
|        | P533026 | Cableado regleta a contactor        |       | 1        | -        |  |  |  |  |  |  |  | En varios       |
|        |         | <b>SE INTRODUCEN</b>                |       |          |          |  |  |  |  |  |  |  |                 |
| 1      | P445011 | Cierre completo                     |       | -        | 1        |  |  |  |  |  |  |  | C-1523          |
| 2      | P535013 | Inyector de vapor                   |       | -        | 1        |  |  |  |  |  |  |  | C-1523          |
| 3      | P505008 | Tapon cierre completo               |       | -        | 2        |  |  |  |  |  |  |  | C-1523          |
| 4      | P545011 | Latiguillo de vapor L=600           |       | -        | 1        |  |  |  |  |  |  |  | C-1523          |
| 5      | P545012 | Arandela de cobre Ø22xØ16x1,5       |       | -        | 2        |  |  |  |  |  |  |  | C-1523          |
| 6      | Z102301 | Manguito doble 3/4"                 |       | -        | 2        |  |  |  |  |  |  |  | C-1523          |
| 7      | P535022 | Electrovalvula vapor 3/4" ( 50 Hz.) |       | -        | 1        |  |  |  |  |  |  |  | C-1523          |
| 7      | P535023 | Electrovalvula vapor 3/4" ( 60 Hz.) |       | -        | 1        |  |  |  |  |  |  |  | C-1523          |
| 8      | Q221342 | Remache exagonal M-5                |       | -        | 2        |  |  |  |  |  |  |  | C-1523          |
| 9      | P535004 | Soporte electrovalvula vapor        |       | -        | 1        |  |  |  |  |  |  |  | C-1523          |
| 10     | Q302022 | Arandela plana Ø16xØ6x1,2           |       | -        | 2        |  |  |  |  |  |  |  | C-1523          |
| 11     | Q242030 | Arandela abanico A-5                |       | -        | 2        |  |  |  |  |  |  |  | C-1523          |
| 12     | Q032031 | Tornillo alomado M-5x10             |       | -        | 2        |  |  |  |  |  |  |  | C-1523          |
| s/n    | P535019 | Manguera de vapor L=1500mm.         |       | -        | 1        |  |  |  |  |  |  |  | Maquina a red   |
| s/n    | P545012 | Arandela de cobre Ø22xØ16x1,5       |       | -        | 2        |  |  |  |  |  |  |  | Maquina a red   |
| s/n    | P533054 | Cableado electrovalvula vapor       |       | -        | 1        |  |  |  |  |  |  |  |                 |
|        |         |                                     |       |          |          |  |  |  |  |  |  |  |                 |
|        |         |                                     |       |          |          |  |  |  |  |  |  |  |                 |
|        |         |                                     |       |          |          |  |  |  |  |  |  |  |                 |
|        |         |                                     |       |          |          |  |  |  |  |  |  |  |                 |
|        |         |                                     |       |          |          |  |  |  |  |  |  |  |                 |



MOD.

LAVADORA ALTAS REVOLUCIONES

ZONA

VERSION AGUA CALIENTE

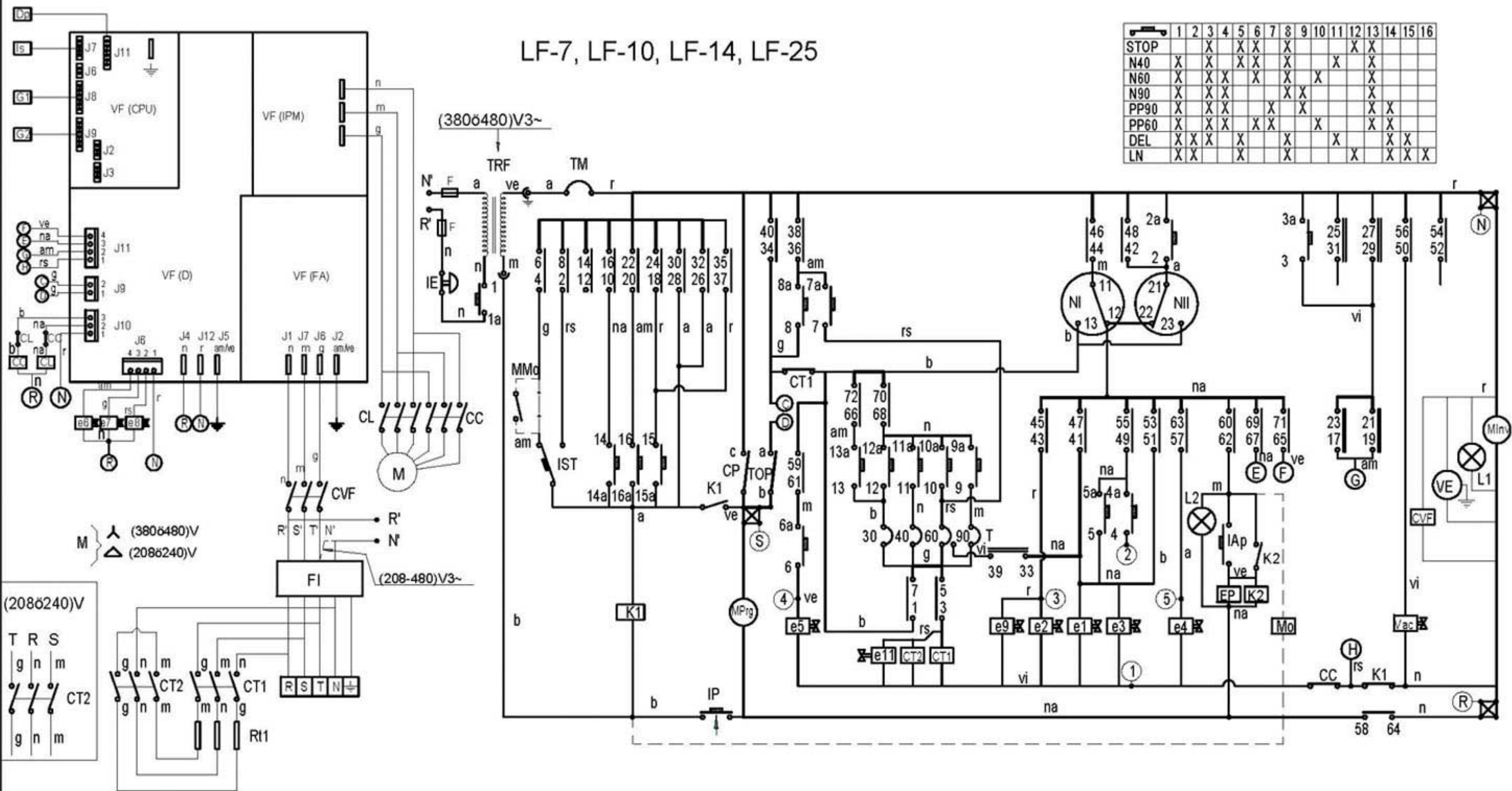
PLANO

C-1521  
C-1522

| ITEM  | CODIGO  | DENOMINACION                | TEXTO | LF/ E-25 | LF/ AC-25 |  |  |  |  |  |  |  |  |  |  |  |  |  | NOTAS |
|-------|---------|-----------------------------|-------|----------|-----------|--|--|--|--|--|--|--|--|--|--|--|--|--|-------|
|       |         | <b><u>SE ELIMINAN</u></b>   |       |          |           |  |  |  |  |  |  |  |  |  |  |  |  |  |       |
| 16y24 | P533001 | Resistencia 6000 W., 230 V. |       | 3        | -         |  |  |  |  |  |  |  |  |  |  |  |  |  |       |
|       |         |                             |       |          |           |  |  |  |  |  |  |  |  |  |  |  |  |  |       |
|       |         |                             |       |          |           |  |  |  |  |  |  |  |  |  |  |  |  |  |       |
|       |         | <b><u>SE INTRODUCEN</u></b> |       |          |           |  |  |  |  |  |  |  |  |  |  |  |  |  |       |
| 16y24 | P103012 | Resistencia 2000 W., 230 V. |       | -        | 3         |  |  |  |  |  |  |  |  |  |  |  |  |  |       |
|       |         |                             |       |          |           |  |  |  |  |  |  |  |  |  |  |  |  |  |       |
|       |         |                             |       |          |           |  |  |  |  |  |  |  |  |  |  |  |  |  |       |
|       |         |                             |       |          |           |  |  |  |  |  |  |  |  |  |  |  |  |  |       |
|       |         |                             |       |          |           |  |  |  |  |  |  |  |  |  |  |  |  |  |       |
|       |         |                             |       |          |           |  |  |  |  |  |  |  |  |  |  |  |  |  |       |
|       |         |                             |       |          |           |  |  |  |  |  |  |  |  |  |  |  |  |  |       |
|       |         |                             |       |          |           |  |  |  |  |  |  |  |  |  |  |  |  |  |       |
|       |         |                             |       |          |           |  |  |  |  |  |  |  |  |  |  |  |  |  |       |
|       |         |                             |       |          |           |  |  |  |  |  |  |  |  |  |  |  |  |  |       |
|       |         |                             |       |          |           |  |  |  |  |  |  |  |  |  |  |  |  |  |       |
|       |         |                             |       |          |           |  |  |  |  |  |  |  |  |  |  |  |  |  |       |
|       |         |                             |       |          |           |  |  |  |  |  |  |  |  |  |  |  |  |  |       |
|       |         |                             |       |          |           |  |  |  |  |  |  |  |  |  |  |  |  |  |       |

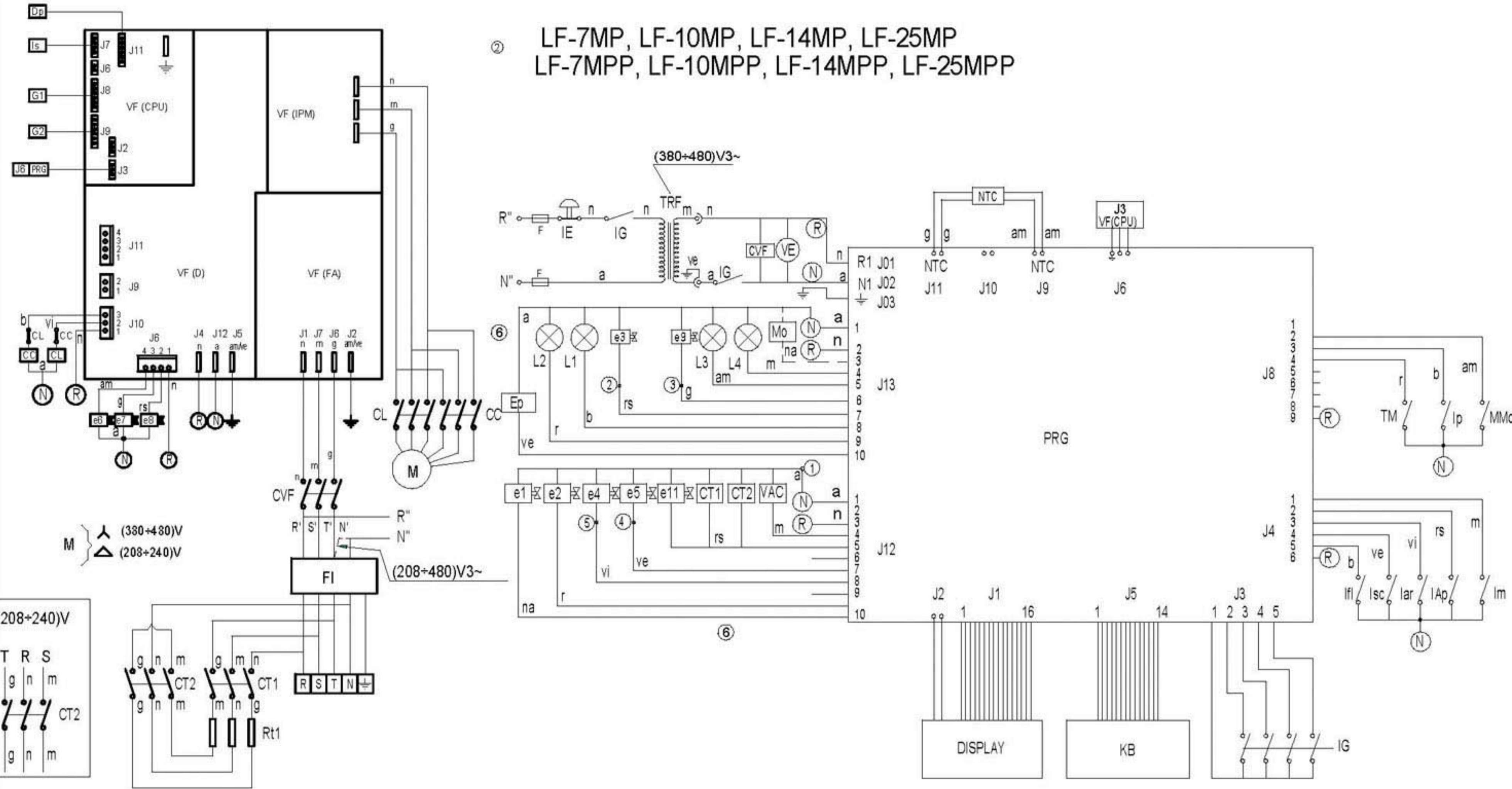
# LF-7, LF-10, LF-14, LF-25

|      |   |   |   |   |   |   |   |   |   |    |    |    |    |    |    |    |
|------|---|---|---|---|---|---|---|---|---|----|----|----|----|----|----|----|
|      | 1 | 2 | 3 | 4 | 5 | 6 | 7 | 8 | 9 | 10 | 11 | 12 | 13 | 14 | 15 | 16 |
| STOP |   |   | X | X | X | X |   | X |   |    |    | X  | X  |    |    |    |
| N40  | X | X |   | X | X | X |   |   |   |    | X  |    | X  |    |    |    |
| N60  | X | X | X |   | X | X |   | X | X |    |    |    | X  |    |    |    |
| N90  | X | X | X |   |   |   |   | X | X |    |    |    | X  | X  |    |    |
| PP90 | X | X | X |   |   |   |   | X | X |    |    |    | X  | X  |    |    |
| PP60 | X | X | X |   | X | X |   |   |   | X  |    |    | X  | X  |    |    |
| DEL  | X | X | X |   | X |   |   | X |   |    | X  |    | X  | X  | X  |    |
| LN   | X | X |   |   | X |   |   | X |   |    |    | X  | X  | X  | X  |    |



| Esquema teorico adhesivo 400V 3N~ (Altas revoluciones)    |   |   | P-533053         |  |
|---|---|---|------------------|--|
| Pieza   |   |   | Nº Clasificación | Acabado  |
| Nº  | Modificación  | Propuesta de  | Fecha            | Tolerancias generales  |
| ①   | Modificar VM  | Maillo  | 28-3-01          | <math>5\pm</math><br><math>5-25\pm</math><br><math>25-50\pm</math><br><math>50-100\pm</math><br><math>>100\pm</math><br><math>CX\pm</math> |
| ②   | Modificar TRF   | Maillo  | 23-7-01          |  |
| ③   | Introducir conexión transformador y eliminar modelo 55Kg. | Maillo  | 19-9-01          |  |
| Dibujado  |   | Firma   | Fecha            | Mecanizado superficial<br><br>Plano numero<br><b>HC-30860 -3</b><br>Sustituye al N°<br>Sustituido por                                      |
| Proyectado  |   | S. N.   | 18-12-00         |  |
| Comprobado  |   | <b>FAGOR</b><br>Fagor Industrial, Koop Elk, Mugatua |                  |  |
| Escala  |   | <b>LAVADORAS</b>                                    |                  |  |
| Plano hau ez dasteka erabil ez beritza gure baimentz gabe |   |   |                  |  |

② LF-7MP, LF-10MP, LF-14MP, LF-25MP  
 LF-7MPP, LF-10MPP, LF-14MPP, LF-25MPP






| Esquema teorico adhesivo 400V 3N~    |  |                    | P-533056         |   |
|--------------------------------------|--|--------------------|------------------|---|
| Nº                                   | Pieza  |                    | Nº Clasificacion | Acabado   |
| Nº                                   | Modificacion                                       | Propuesta de       | Fecha            | Tolerancias generales   |
| ②                                    | Actualizar titulos                                 | Gaizka             | 01-5-11          | <math>5\pm</math>      <math>50-100\pm</math><br><math>5-25\pm</math>    <math>100\pm</math><br><math>25-50\pm</math>    <math>\infty\pm</math> |
| ③                                    | Modificar TRF                                      | Maillo             | 01-7-20          |   |
| ④                                    | Introducir conexion transformador y eliminar 55Kg. | Maillo             | 01-9-12          |   |
| ⑤                                    | e11 gehitu / Añadir e11                            | Maillo             | 02-9-5           |   |
| ⑥                                    | Actualizar el programador electronico              | M Maillo           | 2003-06-02       |   |
| Dibujado                             |  | Firma              | Fecha            |   |
| Proyectado                           |  | S. N.              | 15-12-00         |   |
| Comprobado                           |  | <i>[Signature]</i> |                  |   |
| Escala                               |  |                    |                  |   |
| <b>FAGOR</b>                         |  |                    |                  |   |
| Fagor Industrial, Koop. Elk. Mugatua |  |                    |                  |   |
| <b>LAVADORAS</b>                     |  |                    |                  | Plano numero  |
|                                      |  |                    |                  | <b>HC-30861 -6</b>  |
|                                      |  |                    |                  | Sustituye al N°   |
|                                      |  |                    |                  | Sustituido por  |

Plano hau ez daterke erabil ez berrieta gure baimentz gabe

**ESPAÑOL**

**CONTACTOS PROGRAMADOR**

-  Leva principal
-  Inversores
-  Conmutador

**CODIGO DE COLORES:**

- r = rojo
- a = azul
- m = marron
- g = gris
- n = negro
- b = blanco
- vi = violeta
- am = amarillo
- na = naranja
- rs = rosa
- ve = verde
- am/ve = amarillo verde

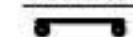


**COMPONENTES:**

- CC- Contactor Centrifugado (7,10,14,25)
- CCL- Contactor Motor (55 Kg)
- CL- Contactor Lavado
- CLD- Contactor Lavado dcha.
- CLI- Contactor Lavado izda.
- CT1,CT2- Contactor Calentamiento
- CVf- Contactor convertidor
- DP- Detector de posición
- e1- Electrov. Prelav. y aclarados
- e2- Electroválvula Lavado
- e3- Electrov. Prelav. y aclar.(25,55)
- e4- Electroválvula Suavizante
- e5- Electroválvula Lejía
- e6,7,8- Electrov. de equilibrado
- e9- Electrov. Jabón líquido (electronicas)
- e10- Electrov. Jabón líquido (55)
- e11- Electrov. Vapor (solo versión)
- EP- Electroiman de puerta
- F- Fusible
- FI- Filtro interferencias
- G1, G2- Sensor galga
- IAP- Pulsador Apert. puerta
- Iar- Avance rapido
- IE- Puls. Parada de emergen.(25,55Kg.)
- If- Interruptor de Flot
- IG- Interruptor general (selector)
- Im- Pulsador Start-Stop
- IP- Micro puerta
- IS- Interruptor de seguridad
- Isc- Interruptor sin centrif.
- IST- Puls. Marcha/Avan.rapido
- KB- Teclado programador
- K1- Relé avance rapido
- K2- Relé apertura puerta
- L1- Piloto Marcha
- L2- Piloto Apertura puerta
- L3- Piloto Sin centrifugado
- L4- Piloto Flot
- M- Motor
- MInv- Levas inversión
- MMo- Micro monedero
- Mo- Monedero
- MPrg- Levas principales
- NTC - Sensor de temperatura
- NI- Presostato Nivel bajo
- NIH- Presostato Nivel alto
- PL25- Circuito seguridad (25Kg.)
- RT1- Resistencia calentamiento
- RT2- Resisten. calentam.(solo 55)
- T- Termostato 30, 40, 60, 90°C
- TM- Termico motor
- TRF- Transformador (versión 400V.3~)
- Vac- Valvula de Vaciado
- VE- Ventilador de VF (solo 25,55)
- VF- Convertidor tensión/frecuencia
- VM- Ventilador de Motor (solo 55 Kg)
- ①...⑤- Puntos de conexión dosificadores
- Tp- Temporizador

} Auto-servicio

**FRANÇAIS**

**CONTACTS PROGRAMMATEUR**

-  Came principal
-  Renverseurs
-  Commutateur

**CODES DE COULEURS:**

- r = rouge
- a = bleu
- m = marron
- g = gris
- n = noir
- b = blanc
- vi = violet
- am = jaune
- na = orange
- rs = rose
- ve = vert
- am/ve = jaune/vert




**COMPOSANTS:**

- Contacteur centrifugé
- Contacteur moteur (55Kg)
- Contacteur lavage
- Contacteur lavage droit
- Contacteur lavage gauche
- Contacteur chauffage
- Contacteur convertisseur
- Détecteur de position
- Electrovalve de pré-lavage et rinçage
- Electrovalve de lavage
- Electrovalve de pré-lavage et rinçage (25,55)
- Electrovalve adoucisseur
- Electrovalve javel
- Electrovalve d'équilibrage
- Electrovalve lessive liquide (electronique)
- Electrovalve lessive liquide (55)
- Electrovalve vapeur version seule-ent
- Electroaimant de porte
- Fusible
- Filtre interférences
- Senseur bride, jauge
- Commande d'ouverture des portes
- Avance rapide
- Interrupteur arret urgence (25,55Kg.)
- Interrupteur de flotteur
- Interrupteur général (selector)
- Bouton marche arret
- Micro porte
- Interrupteur de sécurité
- Intemuteur sans centrif.
- Commande d'avance rapide
- Clavier programmeur
- Relais avance rapide
- Relais ouverture de porte
- Pilote de mise en route
- Pilote d'ouverture de porte
- Pilote sans centrifugage
- Pilote de flotteur
- Moteur
- Cames renversement
- Micro monnayeur
- Monnayeur
- Cames principales
- Senseur de température
- Pressostat niveau bas
- Pressostat niveau haut
- Circuit de sécurité (25 Kg.)
- Résistance chauffage
- Résistance chauffage (seulement 55)
- Thermostat 30, 40, 60, 90°C
- Moteur thermique
- Transformateur (versión 400V.3~)
- Valve de vidange
- Ventilateur de VF (seulement 25,55)
- Transformateur de tension/fréquence
- Ventilateur de moteur (seulement 55Kg)
- Points de branchements de dosificateurs
- Temporisateur

} Auto-service

**ENGLISH**

**PROGRAMMER CONTACTS**

-  Main levy
-  Reverser
-  Commutator

**COLOUR CODE**

- r = red
- a = blue
- m = brown
- g = grey
- n = black
- b = white
- vi = violet
- am = yellow
- na = orange
- rs = pink
- ve = green
- am/ve = yellow-green


**COMPONENTS:**

- Spin relay (7,10,14,25)
- Motor relay (55Kg)
- Washing relay
- Right washing relay
- Left washing relay
- Heating relay
- Inverser relay
- Detector of position
- Prewashing and clarified solenoid valve
- Washing solenoid valve
- Prewashing and clarified solenoid valve (only 25, 55Kg)
- Softener solenoid valve
- Bleach solenoid valve
- Balanced solenoid valve
- Liquid soap solenoid valve (electronic)
- Liquid soap solenoid valve (only 55Kg)
- Steam solenoid valve (only version)
- Door electromagnet
- Fuse
- Interference filter
- Sensor
- Door opening switch
- Fast advance
- Emergency switch (25,55Kg.)
- Flot switch
- Main switch (selector)
- Start-Stop switch
- Door switch
- Security switch
- No spin switch
- Start/Fast advance switch
- Programmer keyboard
- Fast advance relay
- Door opening relay
- Start lamp
- Door opening lamp
- No spin lamp
- Flot lamp
- Motor
- Reverser levy
- Coin meter switch
- Coin meter
- Main levy
- Temperature sensor
- Low level presostat
- High level presostat
- Security circuit (25Kg.)
- Heating element
- Heating element (only 55Kg)
- Thermostat 30, 40, 60, 90°C
- Motor thermal protector
- Transformer (400V.3~version)
- Drain valve
- VF fan (only 25, 55Kg)
- Inverser
- Motor fan (only 55Kg)
- Doser connecting points
- Timer

} Self-service

**DEUTSCH**

**PROGRAMMIERKONTAKTE**

-  Hauptnocken
-  Umschalter
-  Konmutator

**FARBENCODE**

- r = rot
- a = blau
- m = braun
- g = grau
- n = schwarz
- b = weiss
- vi = violett
- am = gelb
- na = orangers
- rs = rosa
- ve = grün
- am/ve = gelb/grün




**KOMPONENTEN:**

- Schleuderkontaktor (7,10,14,25)
- Motorkontaktor (55Kg)
- Waschkontaktor
- Waschkontaktor rechts
- Waschkontaktor links
- Aufheizkontaktor
- Umfomkontaktor
- Positionsdetektor
- Elektroventil für Vorwaschen und Spülen
- Elektroventil für den Waschvorgang
- Elektroventil für Vorwaschen und Spülen (25,55)
- Elektroventil für den Weichspülen
- Elektroventil für Laugen
- Ausgleich-Elektroventil
- Elektroventil für Flüssigwaschmittel (elektronische)
- Elektroventil für Flüssigwaschmittel (55Kg)
- Dampf-Elektroventil (nur Version)
- Tür-Elektromagnet
- Sicherung
- Interferenzfilter
- Galga-Sensor
- Tür-Öffnungsknopf
- Schnellwaschgang
- Notschalter (25,55Kg.)
- Flot-Schalter
- Hauptschalter (Selektor)
- Ein-und Ausschalter
- Turbetätigung
- Sicherheitsschalter
- Schalter-ohne Schleudem
- Schalter f.Schnellwaschvorgang
- Programmschalter
- Relais f.d.Schnellwaschvorgang
- Türöffnungsrelais
- Startlichtanzeige
- Lichtanzeige f.d.Türöffnung
- Lichtanzeige-Ohne Schleudem
- Flot-Lichtanzeige
- Motor
- Umkehrnocken
- Münzeinwurfschalter
- Münzeinwurf
- Hauptnocken
- Temperatursensor
- Niedrigdruckpresostat
- Hochdruckpresostat
- Sicherheitsschaltung (25Kg.)
- Heizsystem
- Heizsystemenwärmung (nur 55Kg)
- Thermostat 30, 40, 60, 90°C
- Wärmeschutzschaltermotor
- Transformator (400V.3~Version)
- Ablaufventil
- Ventilator (nur 25,55Kg)
- Druck-Frequenz umwandler
- Motorventilator (nur 55Kg)
- Konektionspunkte f.Dosierer
- Zeituhr

} Selbstbedienung

**ITALIANO**

**CONTATTI PROGRAMMATORE**

-  Leva principale
-  Invertitori
-  Commutatore

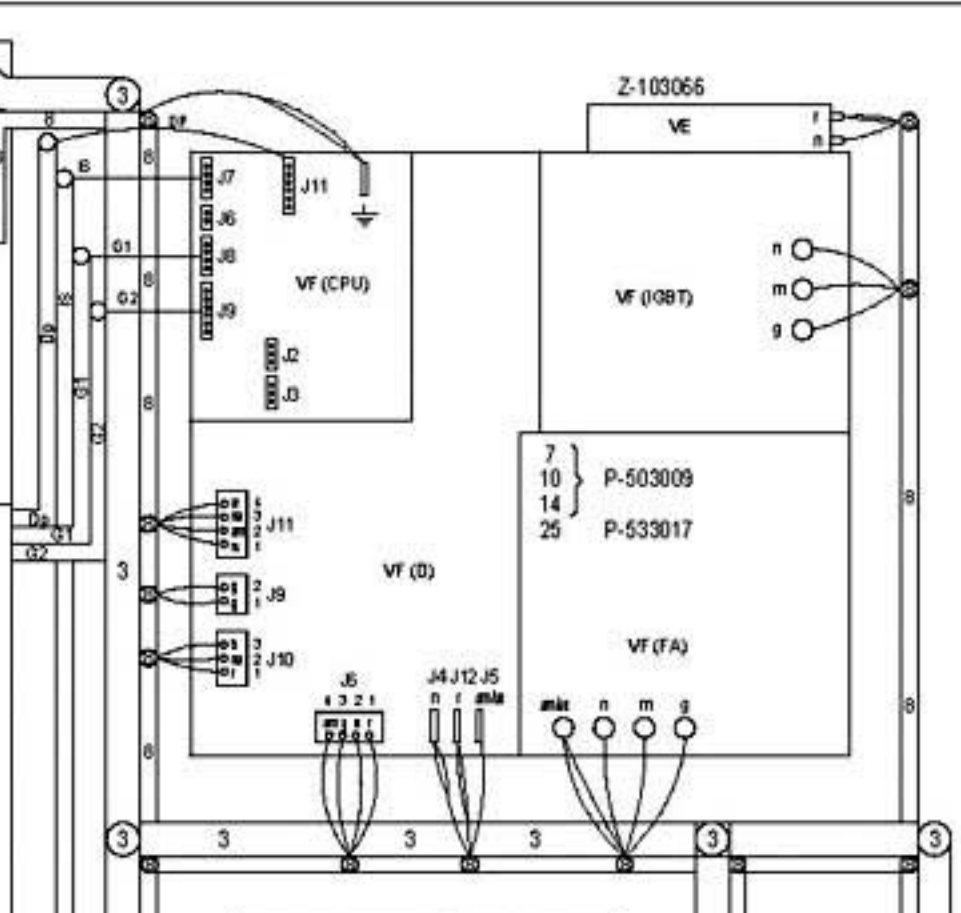
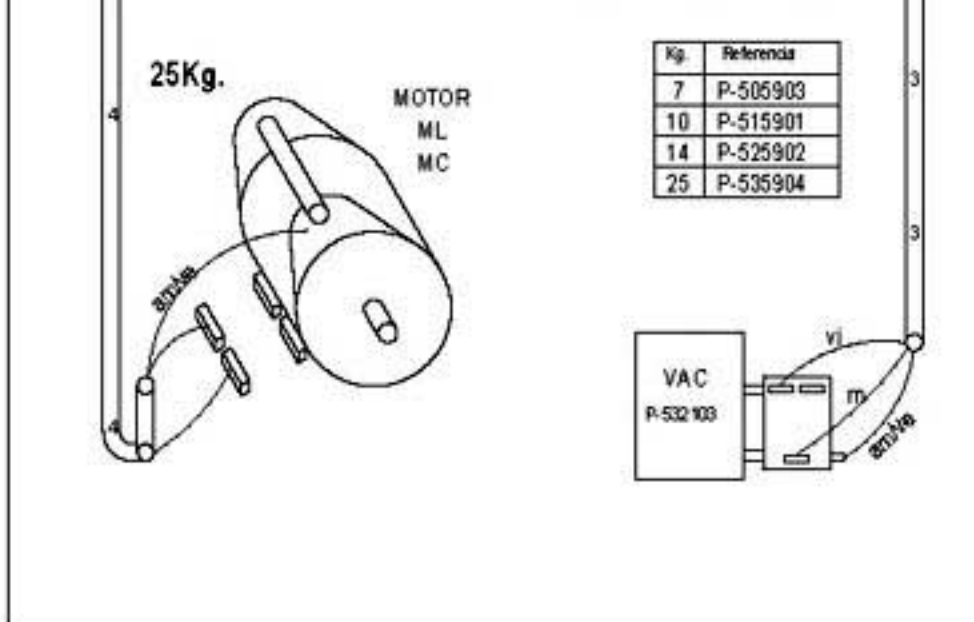
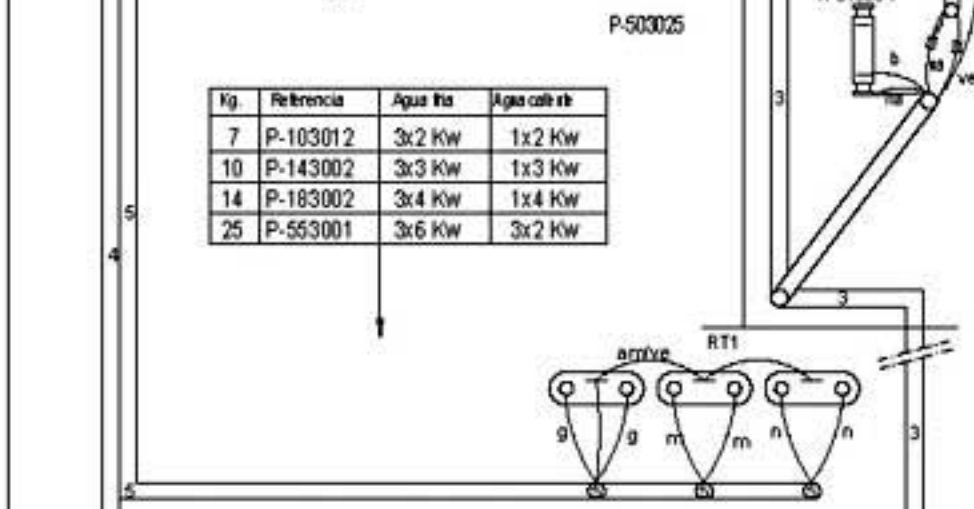
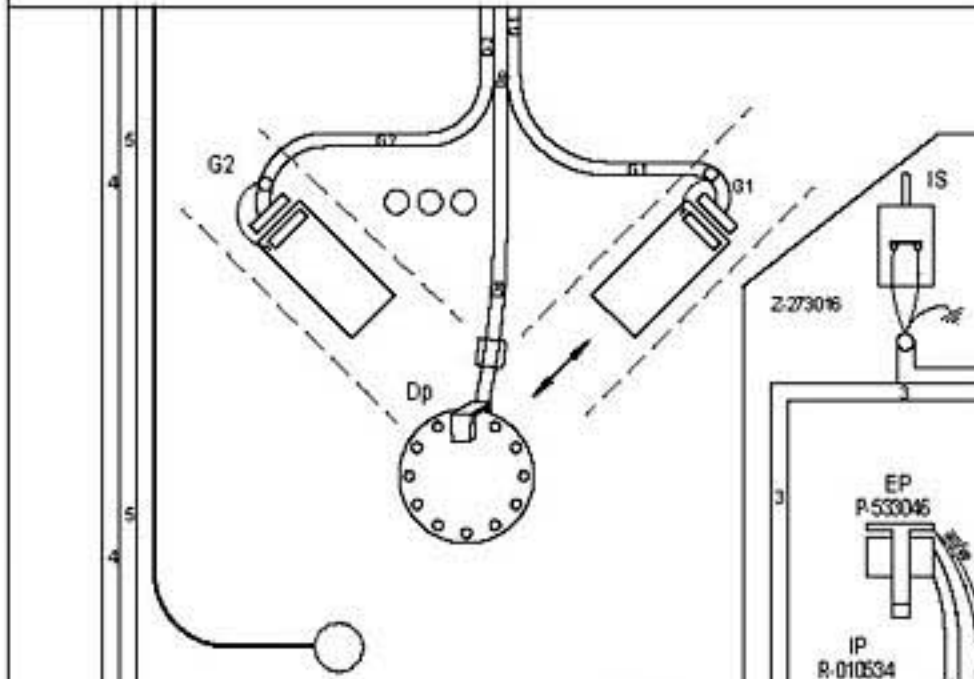
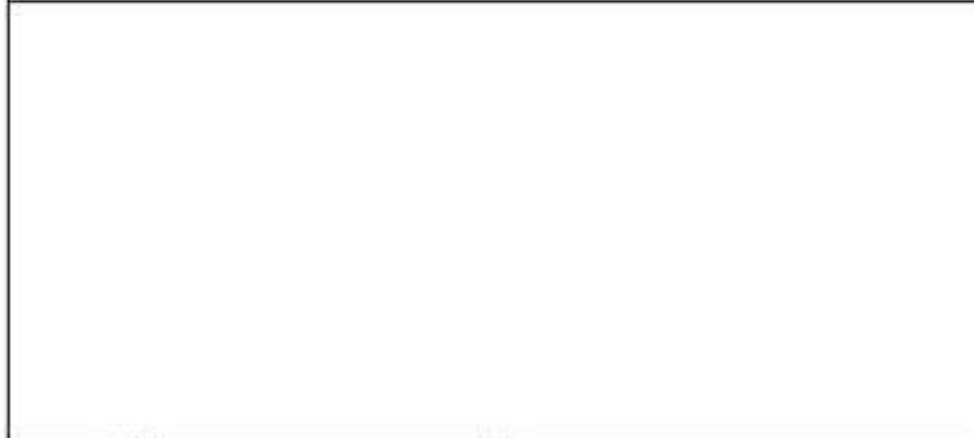
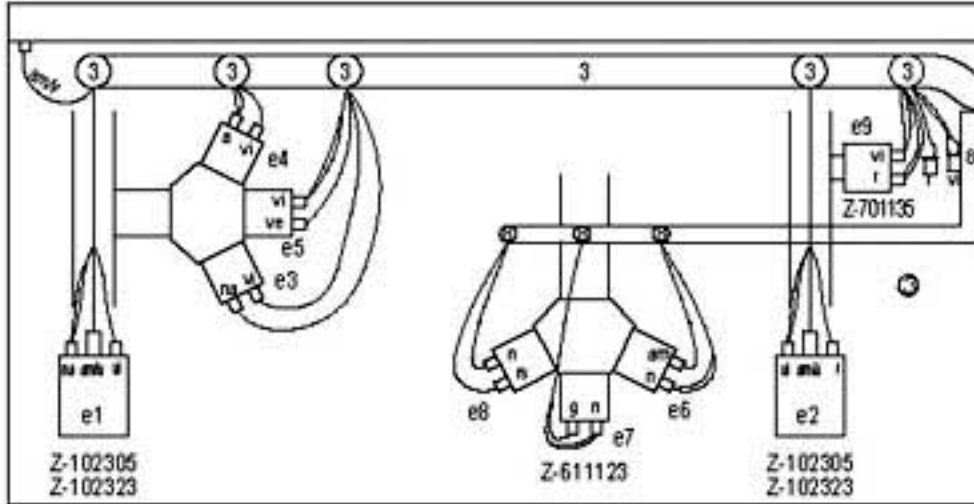
**CODICE DEI COLORI:**

- r = rosso
- a = azzurro
- m = marrone
- g = grigio
- n = nero
- b = bianco
- vi = viola
- am = giallo
- na = arancione
- rs = rosa
- ve = verde
- am/ve = giallo/verde

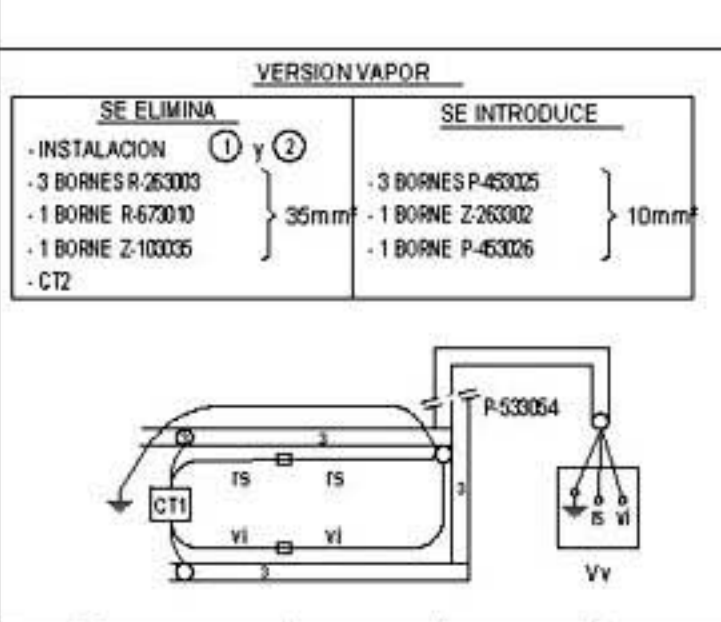
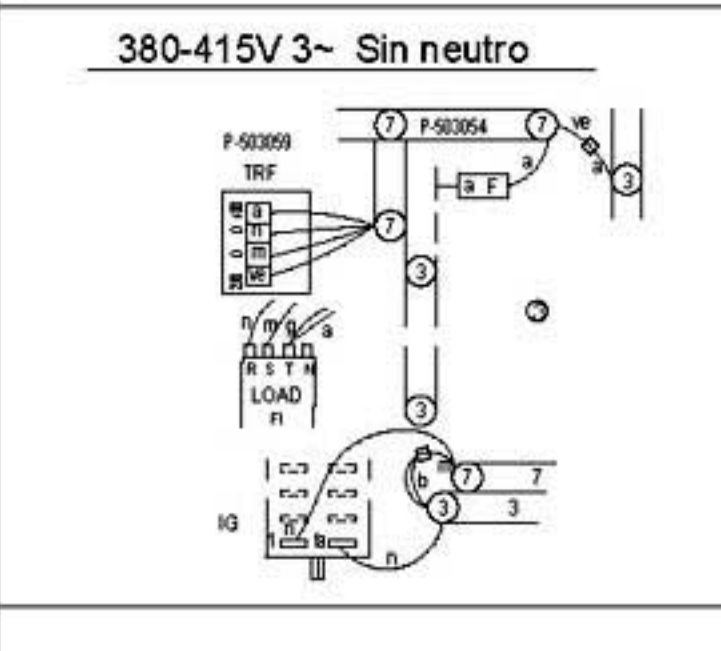
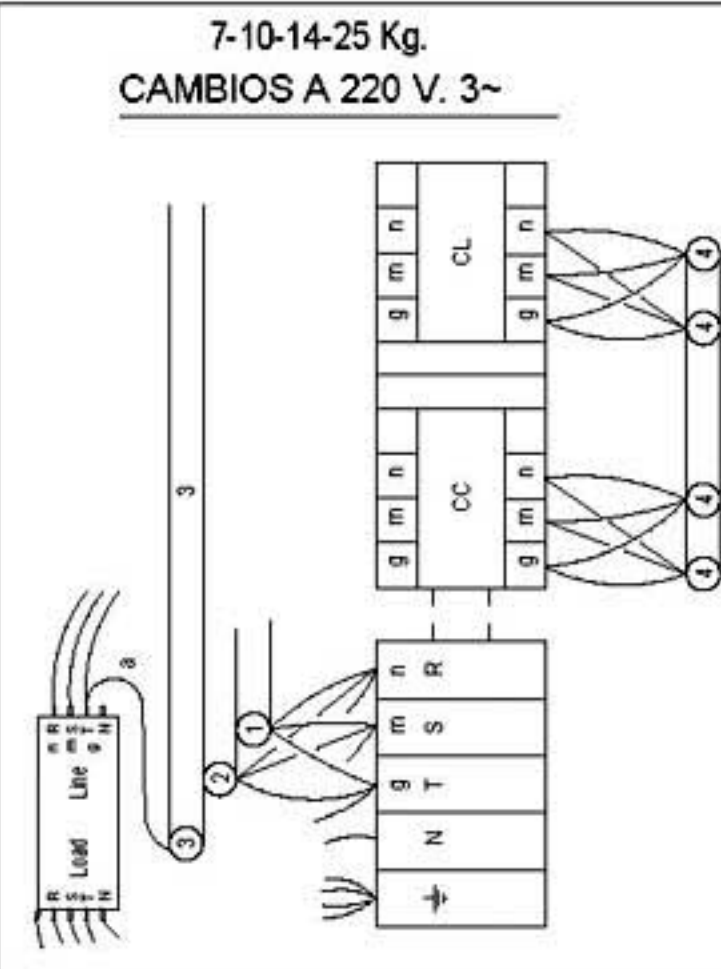
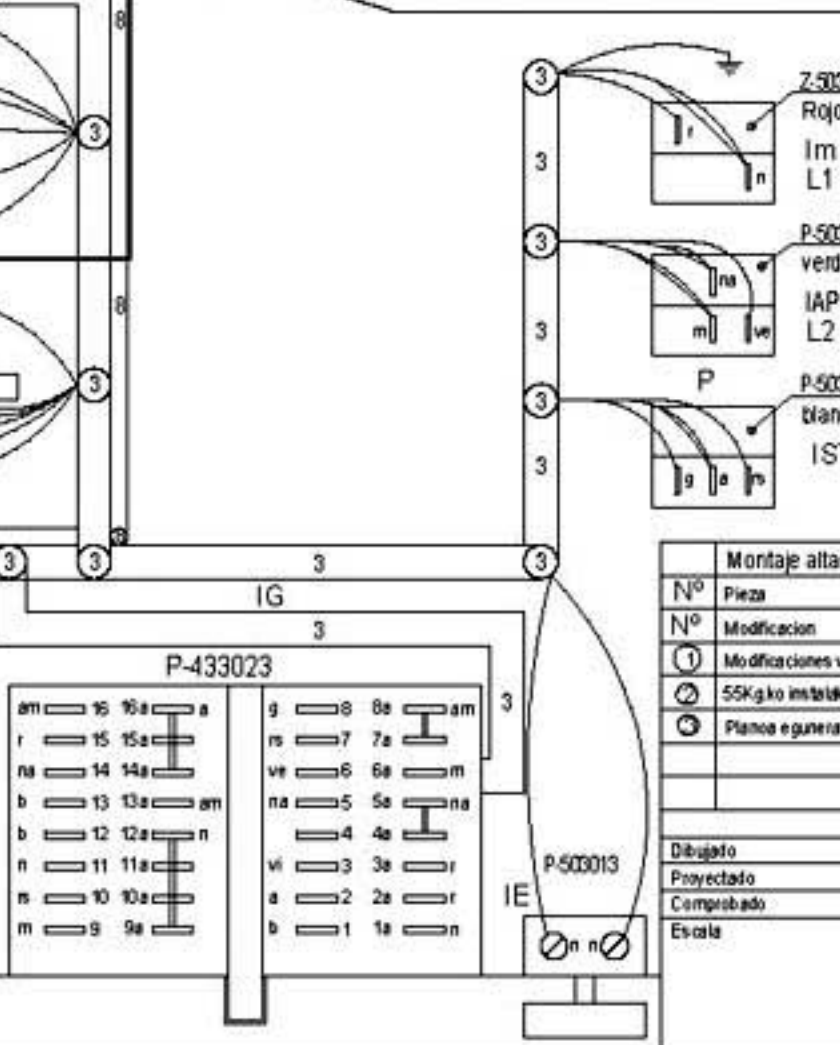
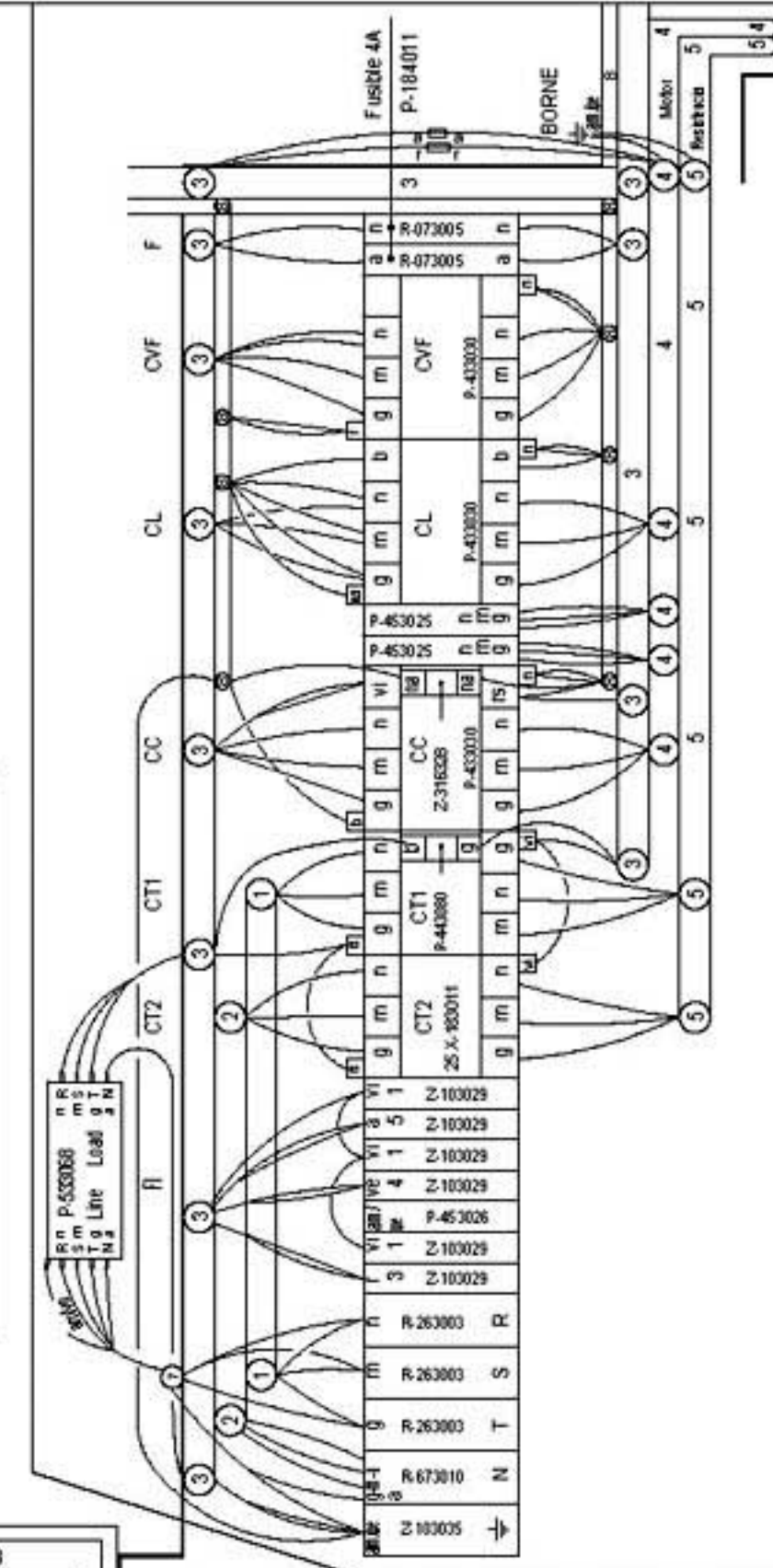
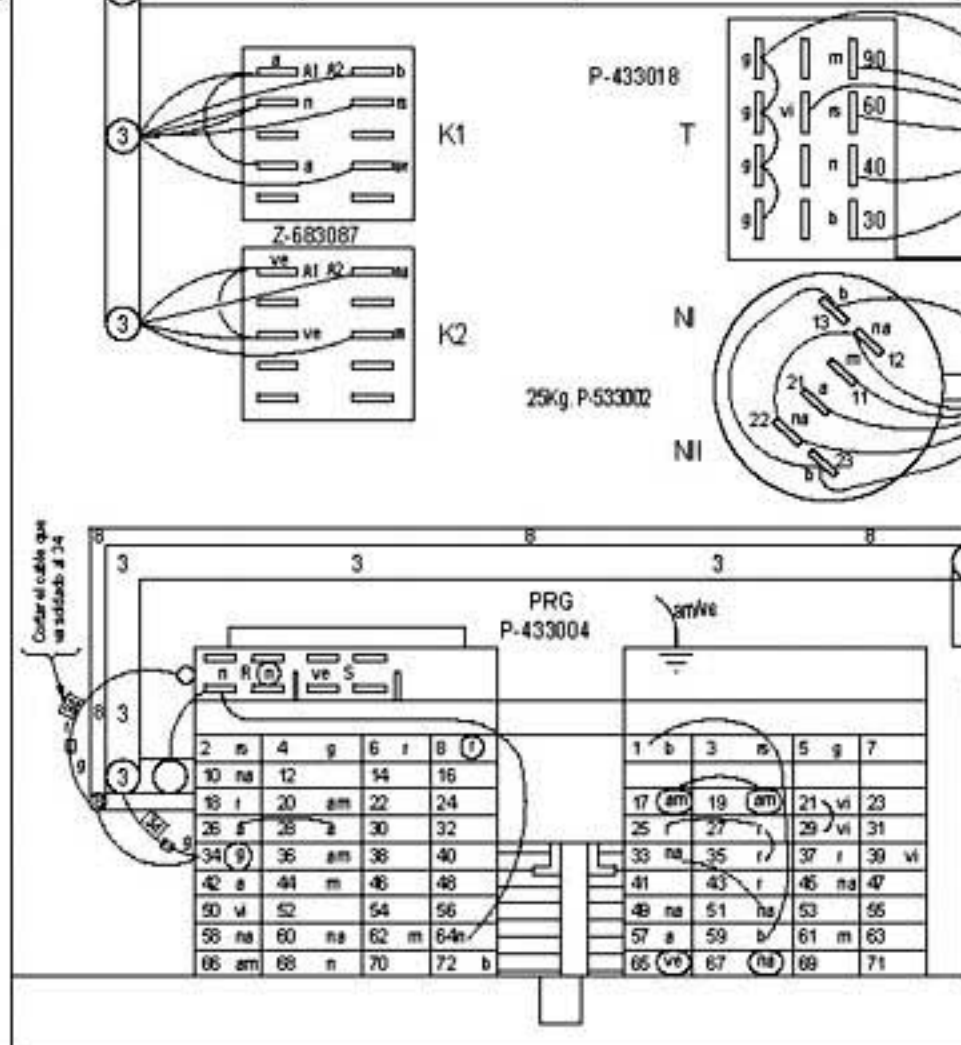
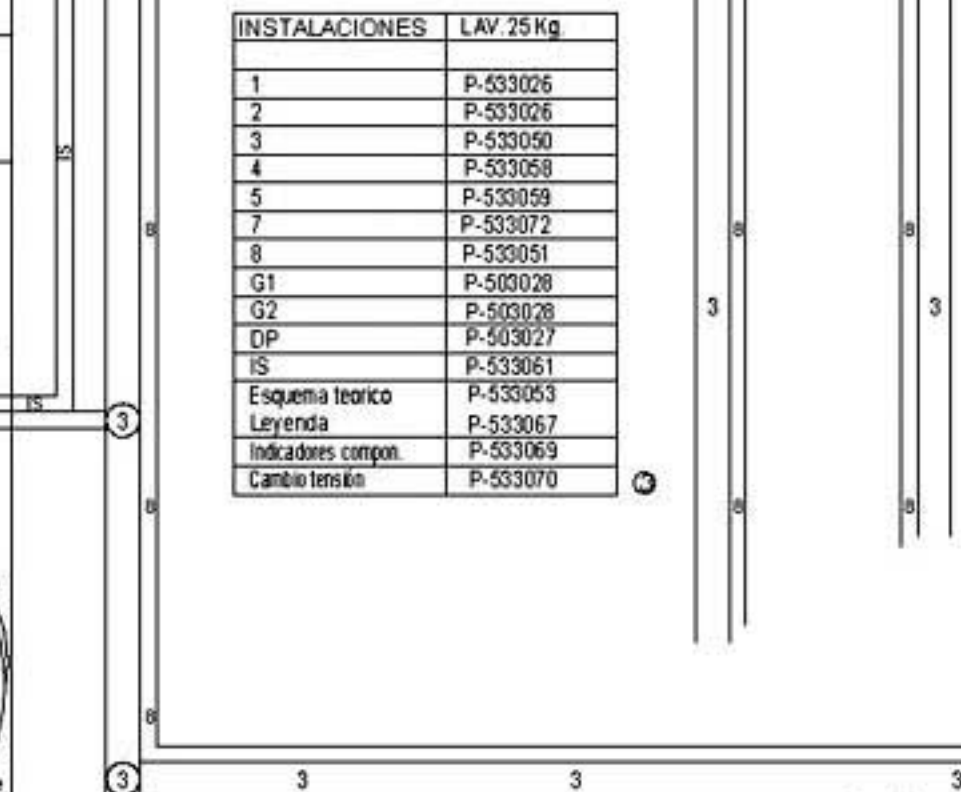
**COMPONENTI:**

- Contatore centrifuga (7,10,14,25)
- Contatore motore (55 Kg)
- Contatore lavaggio
- Contatore lavaggio destro
- Contatore lavaggio sinistro
- Contatore riscaldamento
- Contatore convertitore
- Dettettore di posizione
- Elettrovalvola prelavaggio e risciacquo
- Elettrovalvola lavaggio
- Elettrovalvola prelavaggio e risciacquo (25,55Kg)
- Elettrovalvola ammortizante
- Elettrovalvola candeggina
- Elettrovalvola di bilanciamento
- Elettrovalvola detersivo liquido (elettronico)
- Elettrovalvola detersivo liquido (55)
- Elettrovalvola vapore (solo versione)
- Elettrocalamita oblò
- F- Fusibile
- Filtro interferenze
- Sensore calibro
- Pulsante apertura porta
- Avanzamento rapido
- Pulsante arresto d'emergenza (25,55Kg.)
- Interruttore del galleggiante
- Interruttore generale
- Pulsante avvio/stop
- Micro porta
- Interruttore di sicurezza
- Interruttore senza centrifuga
- Pulsante funzionamento/avanzamento rapido
- Pulsantiera programmi
- Relais avanzamento rapido
- Relais apertura porta
- Spia funzionamento
- Spia apertura porta
- Spia esclusione centrifuga
- Spia galleggiante
- Motore
- Leve inversione
- Micro gettoniera
- Gettoniera
- Leve principali
- Sensore temperatura
- Pressostato livello basso
- Pressostato livello alto
- Circuito di sicurezza (25Kg.)
- Resistenza riscaldamento
- Resistenza riscaldamento (solo 55Kg)
- Termostato 30, 40, 60, 90°C
- Interruttore termico motore
- Transformatore (versione 400V.3~)
- Valvola di Svuotamento
- Ventilatore di VF (solo 25,55)
- Convertitore tensione/frequenza
- Ventilatore del motore (solo 55 Kg)
- Punli di connessione dosificatori
- Temporizzatore

P-533067  
HC-30886



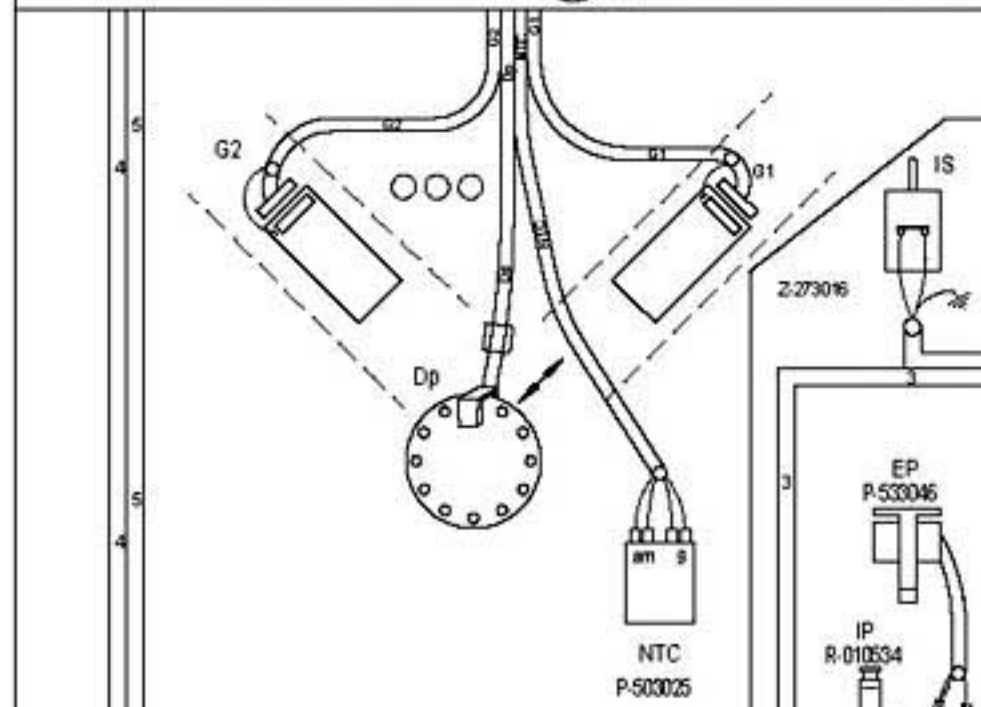
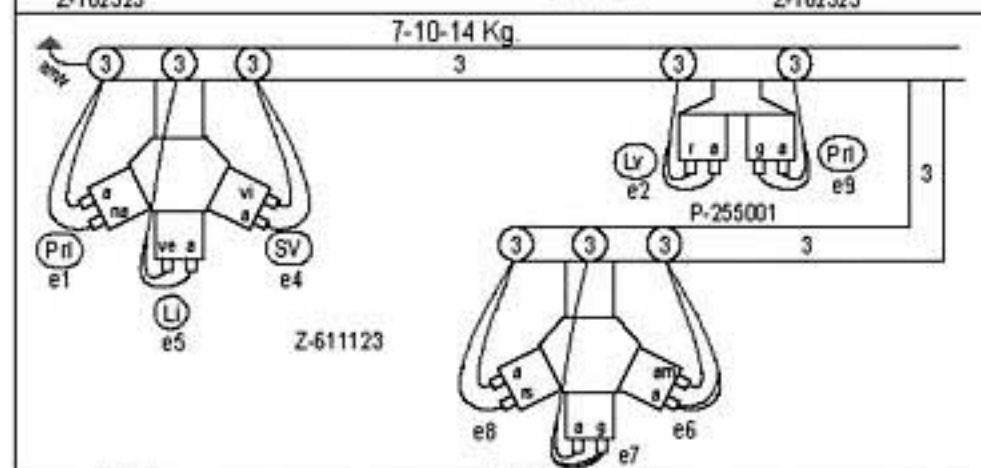
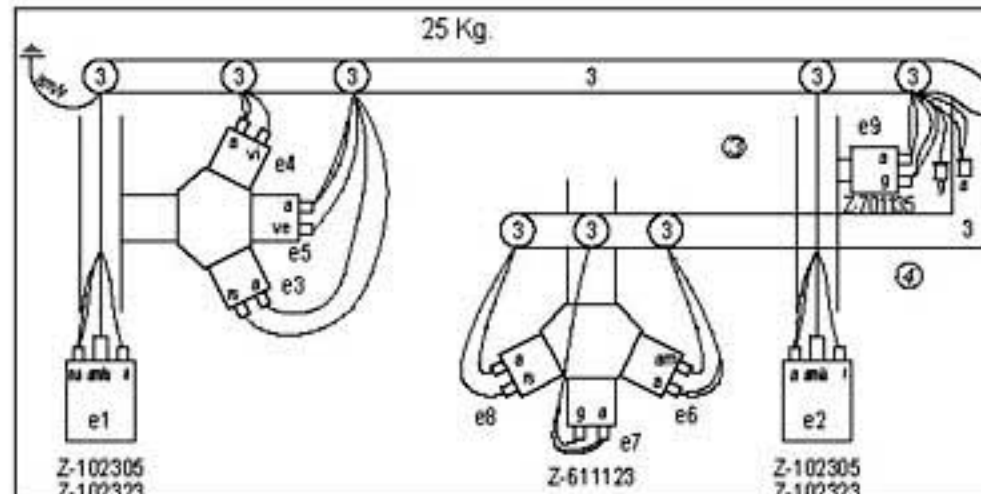
| INSTALACIONES       | LAV. 25 Kg |
|---------------------|------------|
| 1                   | P-533026   |
| 2                   | P-533026   |
| 3                   | P-533050   |
| 4                   | P-533058   |
| 5                   | P-533059   |
| 7                   | P-533072   |
| 8                   | P-533051   |
| G1                  | P-500028   |
| G2                  | P-500028   |
| DP                  | P-503027   |
| IS                  | P-533061   |
| Esquema teorico     | P-533063   |
| Leyenda             | P-533067   |
| Indicadores compon. | P-533069   |
| Cambio tension      | P-533070   |



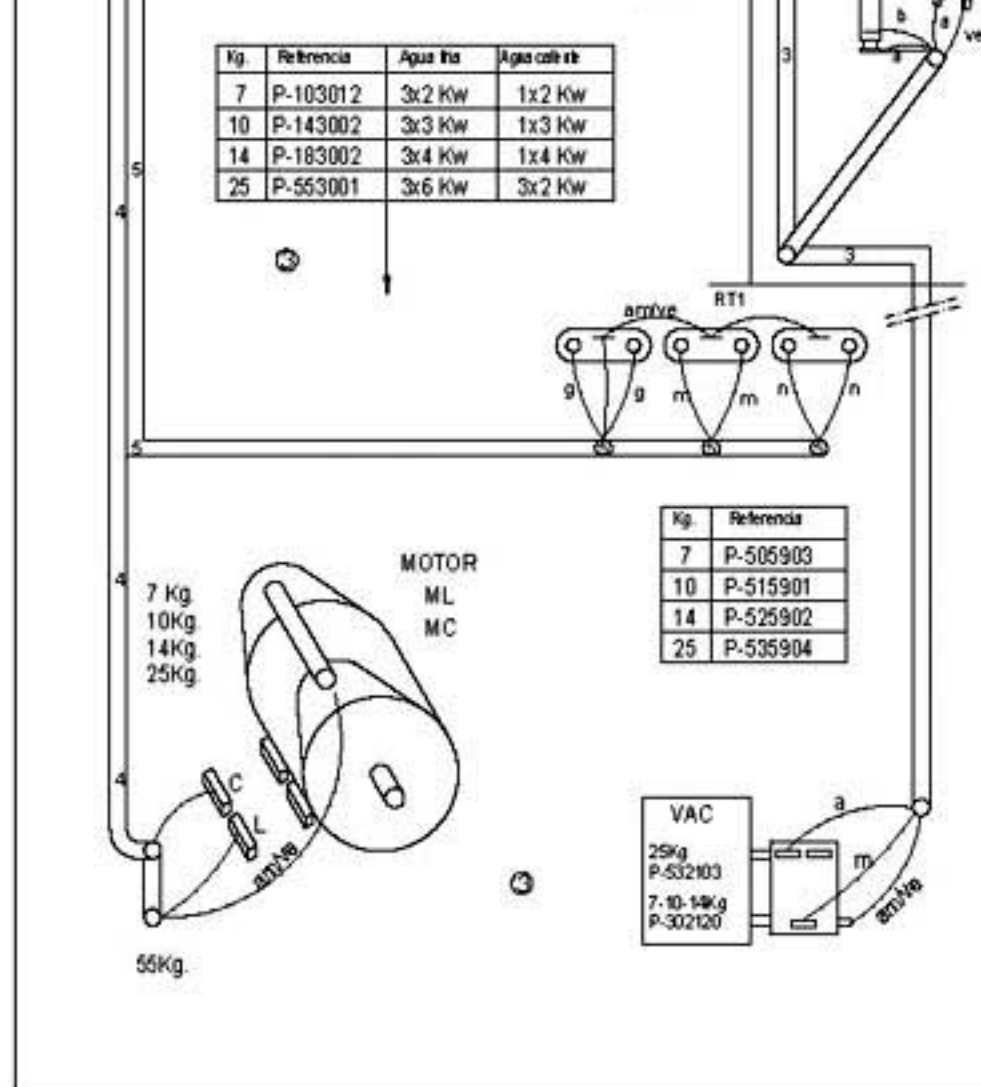
| SE ELIMINA          |  | SE INTRODUCE        |                     |
|---------------------|--|---------------------|---------------------|
| - INSTALACION ① y ② |  | - 3 BORNES R-263003 | - 3 BORNES P-453025 |
| - 1 BORNE R-673010  |  | - 1 BORNE Z-263002  |                     |
| - 1 BORNE Z-103035  |  | - 1 BORNE P-453026  |                     |
| - CT2               |  |                     |                     |

| Montaje altas revoluciones electromecanica 25kg |  |              | P-533052         |                        |
|---|--|--------------|------------------|------------------------|
| Nº  | Pieza  |              | Nº Clasificacion | Acabado                |
| Nº  | Modificacion                                       | Propuesta de | Fecha            | Tolerancias generales  |
| ①   | Modificaciones varias                              | Mallo        | 17-5-01          | <1ε                    |
| ②   | 55Kgrko instalakuntzak ezabatu eta plano eguneratu | Galdua       | 02-7-11          | 5-25ε                  |
| ③   | Planoa eguneratu / Actualizar plano                | Galdua       | 02-9-10          | 25-50ε                 |
|   |  |              |                  | >100ε                  |
|   |  |              |                  | ∞ε                     |
| Dibujado  | S. H.  | Fecha        | 24-1-01          | Mecanizado superficial |
| Proyectado                                      |  |              |                  |                        |
| Comprobado                                      |  |              |                  |                        |
| Escala  |  |              |                  |                        |
| <b>FAFOR</b>                                    |  |              |                  |                        |
| Fagor Industrial Koop Eki, Mugatua              |  |              |                  |                        |
| <b>LAVADORAS</b>                                |  |              |                  |                        |
| Plano numero                                    |  |              |                  | HD-30412 -3            |
| Sustituye aIN*                                  |  |              |                  |                        |
| Sustituido por                                  |  |              |                  |                        |

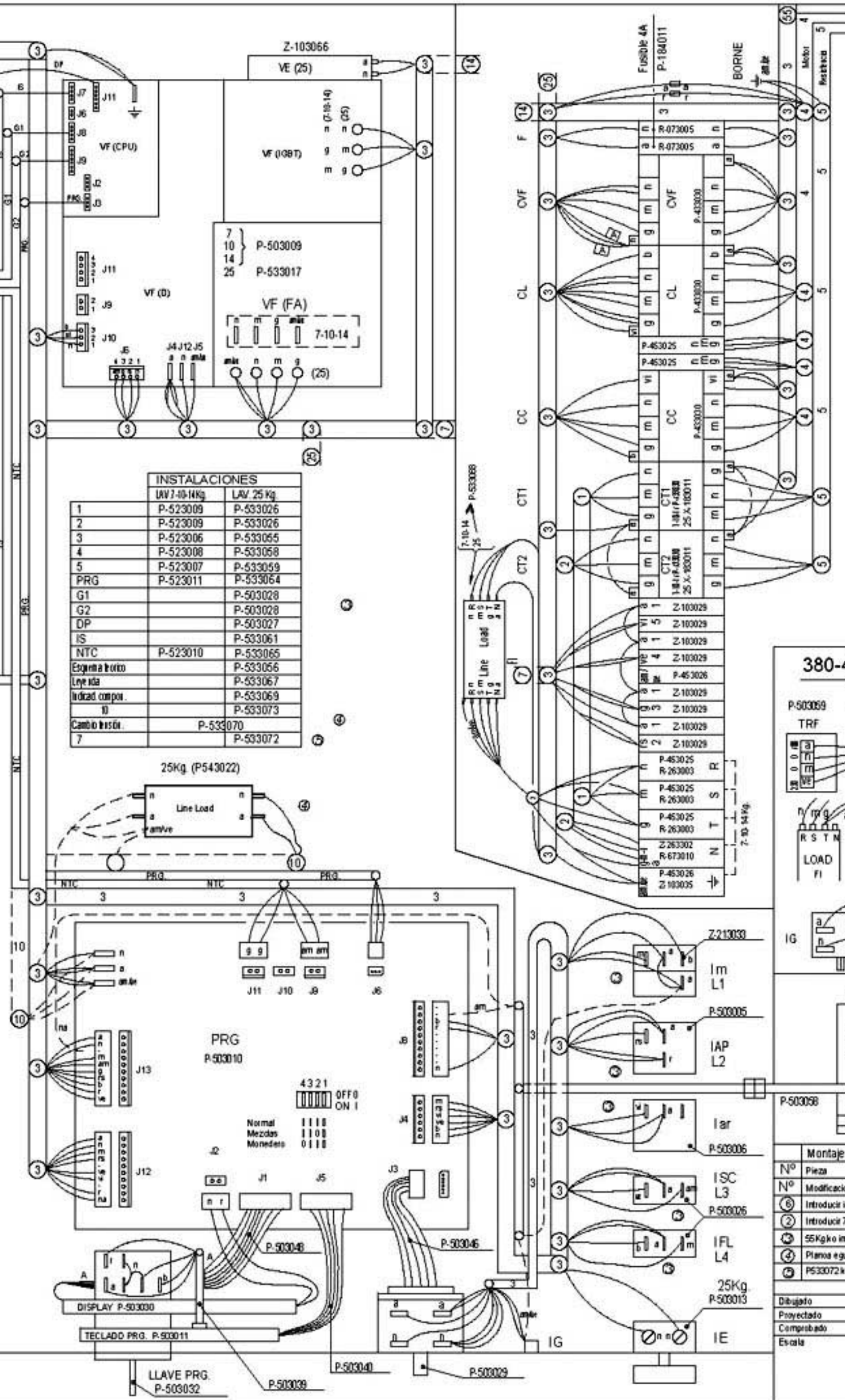
\*Plan bako izan behar du eta ezin du gero bako bako gailu



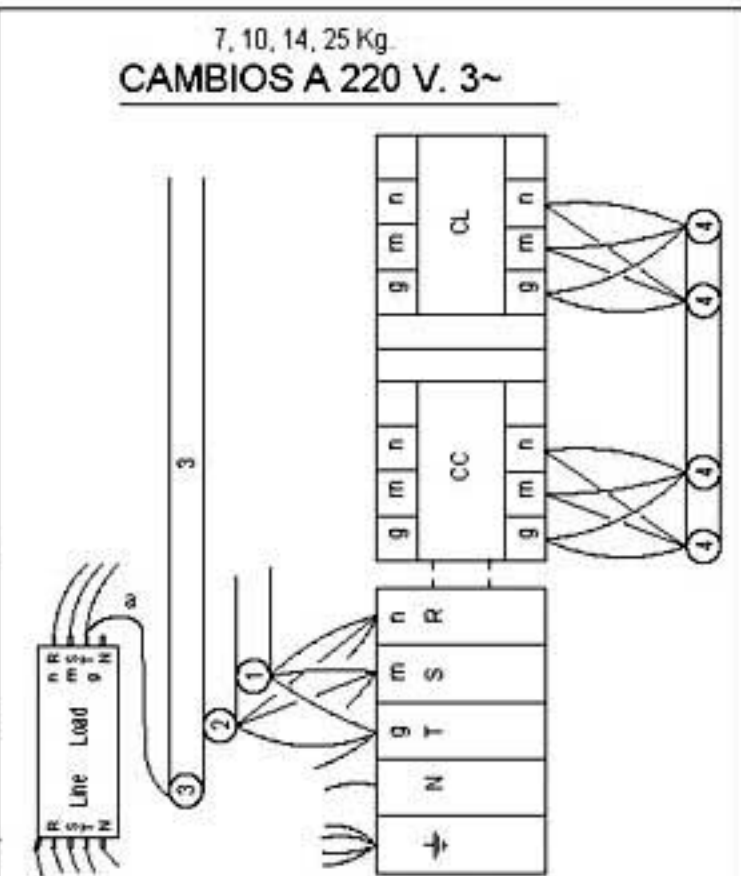
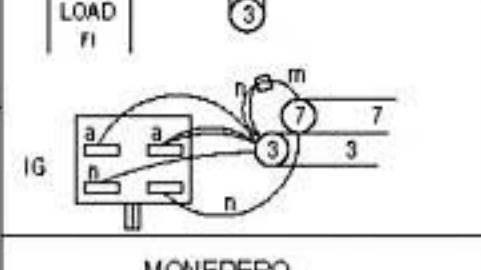
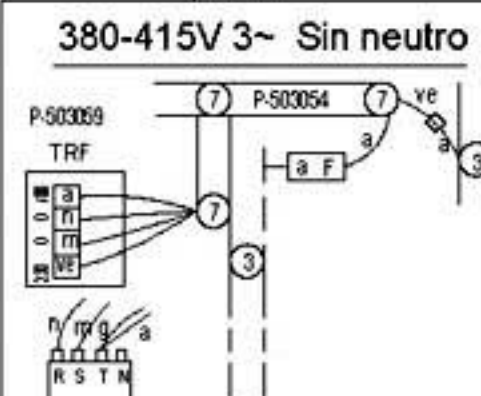
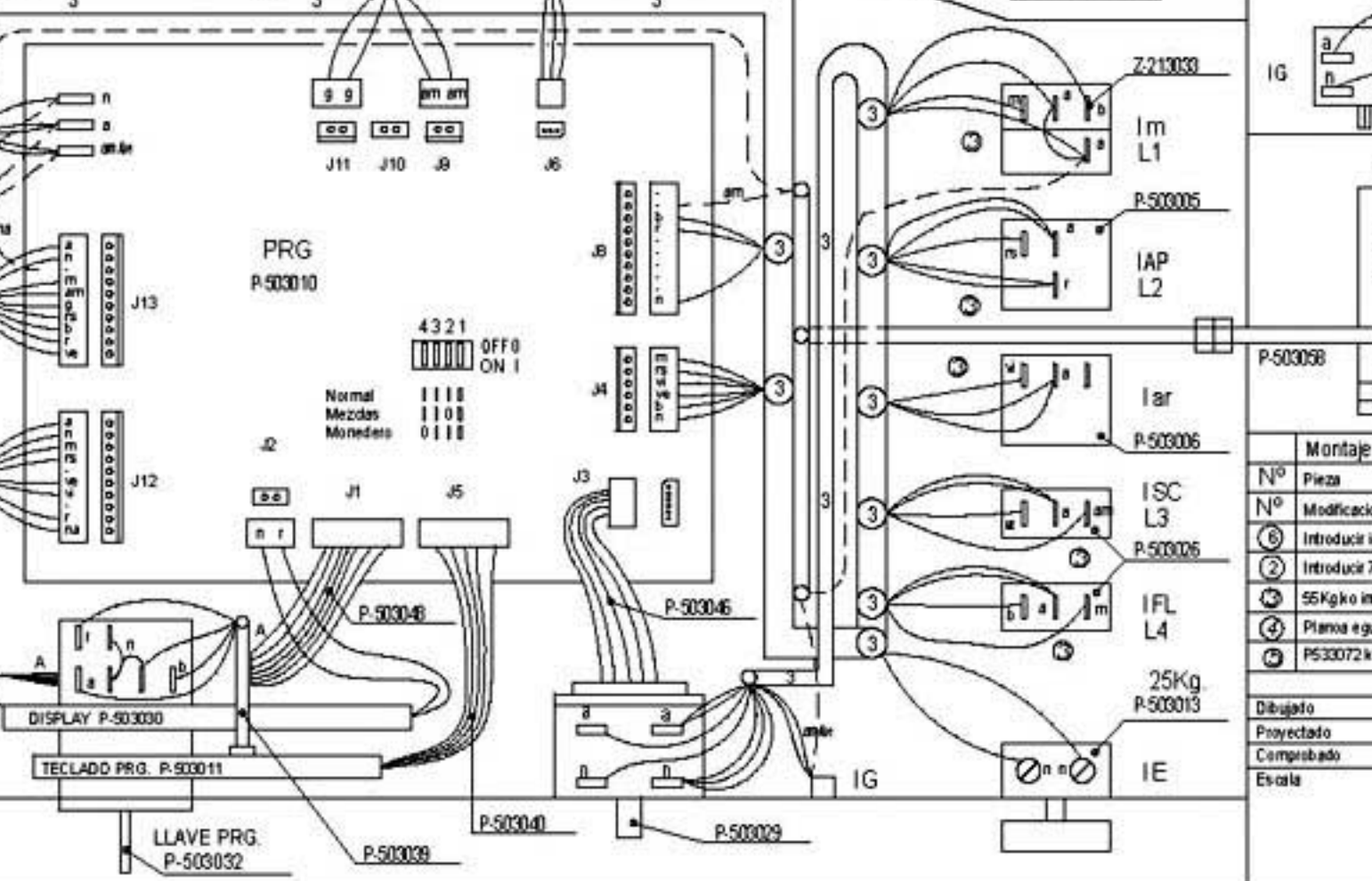
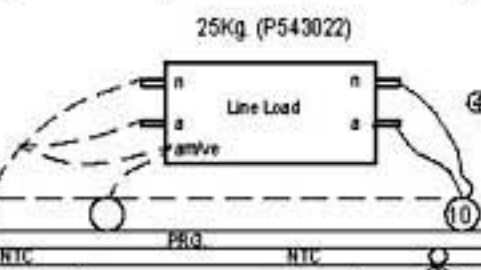
| Kg | Referencia | Agua fra | Agua caliente |
|----|------------|----------|---------------|
| 7  | P-103012   | 3x2 Kw   | 1x2 Kw        |
| 10 | P-143002   | 3x3 Kw   | 1x3 Kw        |
| 14 | P-183002   | 3x4 Kw   | 1x4 Kw        |
| 25 | P-553001   | 3x6 Kw   | 3x2 Kw        |



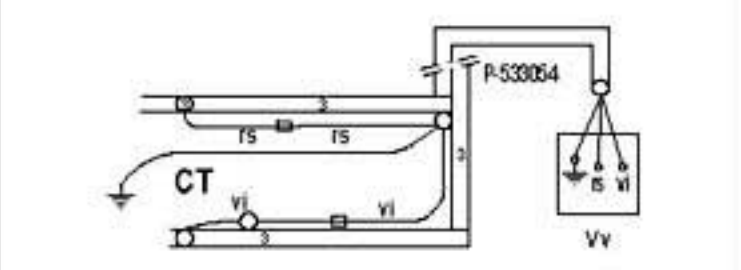
| Kg | Referencia |
|----|------------|
| 7  | P-505903   |
| 10 | P-515901   |
| 14 | P-525902   |
| 25 | P-535904   |



| INSTALACIONES  |               |           |
|----------------|---------------|-----------|
|                | LAV 7-10-14Kg | LAV 25 Kg |
| 1              | P-523009      | P-533026  |
| 2              | P-523009      | P-533026  |
| 3              | P-523006      | P-533055  |
| 4              | P-523008      | P-533058  |
| 5              | P-523007      | P-533059  |
| PRG            | P-523011      | P-533064  |
| G1             |               | P-503028  |
| G2             |               | P-503028  |
| DP             |               | P-503027  |
| IS             |               | P-533061  |
| NTC            | P-523010      | P-533065  |
| Esquina borro  |               | P-533066  |
| Llave ida      |               | P-533067  |
| Indicad compu. |               | P-533069  |
| II             |               | P-533073  |
| Cambio bascu.  |               | P-533070  |
| 7              |               | P-533072  |



| VERSION VAPOR         |                     |
|-----------------------|---------------------|
| SE ELIMINA            | SE INTRODUCE        |
| - INSTALACION ① ② y ⑤ | - 3 BORNES P-453025 |
| - 3 BORNES R-263003   | - 1 BORNE Z-263002  |
| - 1 BORNE R-673010    | - 1 BORNE P-453026  |
| - 1 BORNE Z-103036    |                     |
| - CT1 CT2             |                     |



| Montaje altas revoluc. electronica 7-10-14-25Kg    |              |  | P-533057         |
|--|--------------|--|------------------|
| Nº Pieza   |              |  | Nº Clasificacion |
| Nº Modificacion                                    | Propuesta de |  | Fecha            |
| ① Introducir indicador A en CVF                    | Mejor        |  | 10-01-2003       |
| ② Introducir 7-10-14 Kg                            | Mejor        |  | 7-9-01           |
| ③ 55Kgko instalakuntza ezabatu eta plano eguneratu | Gatza        |  | 02-7-11          |
| ④ Plano eguneratu                                  | Gatza        |  | 02-9-2           |
| ⑤ P533072 kablea sartu                             | Gatza        |  | 02-10-17         |
| Firma  | Fecha        |  |                  |
| Dibujatu S. H.                                     | 12-1-01      |  |                  |
| Proyectado   |              |  |                  |
| Comprobado   |              |  |                  |
| Escala   |              |  |                  |



**LAVADORAS**  
 Plano numero **HD-30414** -6  
 Sustituye a IN\*  
 Sustituido por