

Lavavajillas arrastre de cinta
Lave-vaisselle entrainement à bande
Belt conveyor dishwasher
Transportband Geschirrspüler
Lavastoviglie con avanzamento a nastro

Modelos:

FI-2700

FI-4000

FI-6000

ECO-2700

ECO-4000

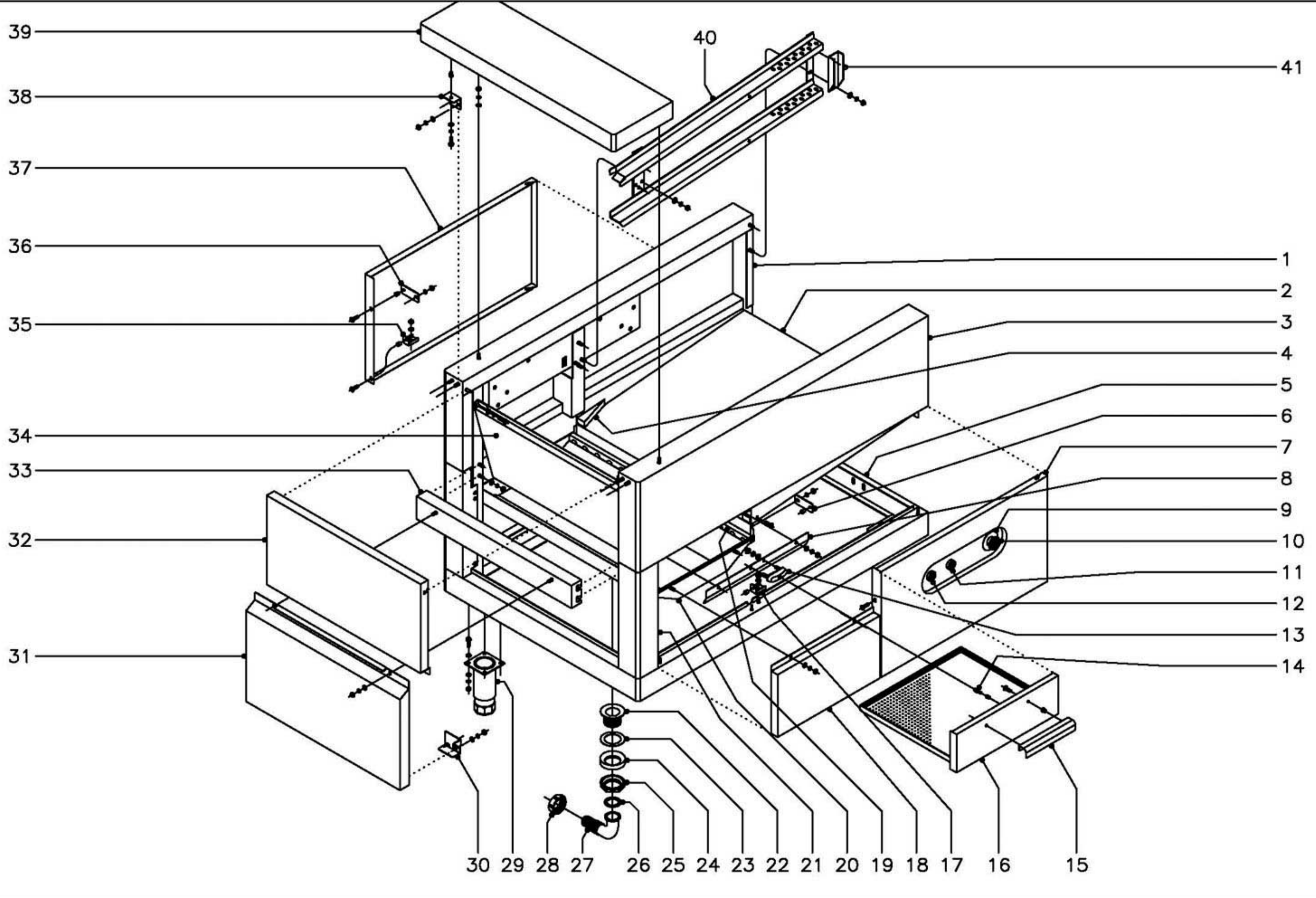
ECO-6000

Julio 2004 July

FAGOR



Fagor Industrial



N plano C-1545	Firma 	Fecha 7-2004	Aparato LAVAVAJILLAS DE CINTA MODULO DE ENTRADA	Lamina 1	Fagor Industrial S.Coop. FAGOR  Oñate
-------------------	--	-----------------	---	-------------	--

MOD.		LAVAVAJILLAS DE CINTA		ZONA		MODULO DE ENTRADA						PLANO		C-1545
ITEM	CODIGO	DENOMINACION	TEXTO	2700 I	2700 D	4000 I	4000 D	6000 I	6000 D				NOTAS	
1	Z510408	Entrada izquierda soldada	Welded left inlet	1	1	1	1	1	1					
2	Z510419	Fondo entrada completa	Complete inlet back	1	1	1	1	1	1					
3	Z510415	Entrada derecha soldada	Welded right inlet	1	1	1	1	1	1					
4	Z510435	Cantonera recogedor	Pick up corner protector	2	2	2	2	2	2					
	Q152004	Tornillo aplastado M-5x13	Screw M-5x13	2	2	2	2	2	2					
5	Z510401	Armazón entrada soldado	Welded inlet framework	1	1	1	1	1	1					
6	Z512961	Amarre superior panel	Upper panel anchoring	1	1	1	1	1	1					
	Q262040	Arandela muelle A-6	Spring washer A-6	1	1	1	1	1	1					
	Q162040	Tuerca hexagonal M-6	Hexagonal nut M-6	1	1	1	1	1	1					
	Q221342	Remache hexagonal M-5	Hexagonal rivet M-5	1	1	1	1	1	1					
7	Z512905	Panel portamandos entrada	Inlet control panel	1	-	1	-	1	-					
7	Z512906	Panel portamandos entrada	Inlet control panel	-	1	-	1	-	1					
	Q152004	Tornillo aplastado M-5x13	Screw M-5x13	2	2	2	2	2	2					
8	Z510472	Protector inf. fugas entrada	Lower protector escape inlet	2	2	2	2	2	2					
	Q302022	Arandela plana Ø16xØ6x1,2	Flat washer Ø16xØ6x10.2	4	4	4	4	4	4					
	Q262040	Arandela muelle A-6	Spring washer A-6	4	4	4	4	4	4					
	Q162040	Tuerca hexagonal M-6	Hexagonal nut M-6	4	4	4	4	4	4					
9	Z513006	Etiqueta circular amarillo	Round yellow label	1	1	1	1	1	1					
10	Z513005	Interruptor de seta rojo	Round mushroom switch	1	1	1	1	1	1					
11	Z513004	Pulsador rojo completo	Complete red push button	1	1	1	1	1	1					
12	Z513003	Pulsador verde completo	Complete green push button	1	1	1	1	1	1					
13	Z200607	Conjunto cierre	Closure set	2	2	2	2	2	2					
	Q302022	Arandela plana Ø16xØ6x1,2	Flat washer Ø16xØ6x10.2	4	4	4	4	4	4					
	Q262040	Arandela muelle A-6	Spring washer A-6	4	4	4	4	4	4					
	Q162040	Tuerca hexagonal M-6	Hexagonal nut M-6	4	4	4	4	4	4					
14	Z200601	Enganche cierre	Closure hook	2	2	2	2	2	2					
	Q221342	Remache hexagonal M-5	Hexagonal rivet M-5	1	1	1	1	1	1					
15	Z448703	Asa	Handle	2	2	2	2	2	2					
	Q152004	Tornillo aplastado M-5x13	Screw M-5x13	4	4	4	4	4	4					

ITEM	CODIGO	DENOMINACION	TEXTO	MODULO DE ENTRADA						NOTAS	
				2700 I	2700 D	4000 I	4000 D	6000 I	6000 D		
	Q221342	Remache hexagonal M-5	Hexagonal rivet M-5	4	4	4	4	4	4		
16	Z512915	Panel superior recogedor comp.	Complete pick up upper panel	2	2	2	2	2	2		
17	Z512962	Sujeción inferior panel	Lower panel fastening	1	1	1	1	1	1		
	Q302022	Arandela plana Ø16xØ6x1,2	Flat washer Ø16xØ6x10.2	1	1	1	1	1	1		
	Q162040	Tuerca hexagonal M-6	Hexagonal nut M-6	1	1	1	1	1	1		
	Q221304	Remache redondo M-5	Round rivet M-5	1	1	1	1	1	1		
18	Z512918	Panel inferior recogedor	Pick up lower panel	2	2	2	2	2	2		
	Q302022	Arandela plana Ø16xØ6x1,2	Flat washer Ø16xØ6x10.2	4	4	4	4	4	4		
	Q262040	Arandela muelle A-6	Spring washer A-6	4	4	4	4	4	4		
	Q162040	Tuerca hexagonal M-6	Hexagonal nut M-6	4	4	4	4	4	4		
19	Z510434	Guía bandeja recogedor	Pick up tray guide	2	2	2	2	2	2		
	Q152004	Tornillo aplastado M-5x13	Screw M-5x13	2	2	2	2	2	2		
20	Z510431	Fondo recogedor soldado	Back welded pick up	1	1	1	1	1	1		
	Q302022	Arandela plana Ø16xØ6x1,2	Flat washer Ø16xØ6x10.2	4	4	4	4	4	4		
	Q262040	Arandela muelle A-6	Spring washer A-6	4	4	4	4	4	4		
	Q162040	Tuerca hexagonal M-6	Hexagonal nut M-6	4	4	4	4	4	4		
	Q412004	Remache monobolt Ø4,8	Monobolt rivet Ø40.8	4	4	4	4	4	4		
21	Z510420	Cantonera	Corner protector	2	2	2	2	2	2		
	Q412004	Remache monobolt Ø4,8	Monobolt rivet Ø40.8	12	12	12	12	12	12		
22	Z102104	Válvula desagüe	Drainage valve	1	1	1	1	1	1		
23	Q307009	Arandela junta Ø70xØ48x1,5	Joint washer Ø70xØ48x10.5	1	1	1	1	1	1		
24	Q307026	Junta especial	Special joint	1	1	1	1	1	1		
25	Z702101	Tuerca rosca 1 1/2"	Screw thread 1 1/2"	1	1	1	1	1	1		
26	Q307027	Arandela junta Ø45xØ35x2	Joint washer Ø45xØ35x2	1	1	1	1	1	1		
27	Z602101	Codo desagüe	Drainage elbow	1	1	1	1	1	1		
28	Z602102	Tuerca	Nut	1	1	1	1	1	1		
29	X260151	Pata regulable	Adjustable leg	4	4	4	4	4	4		
	Q012043	Tornillo hexagonal M-6x20	Hexagonal screw M-6x20	16	16	16	16	16	16		
	Q302022	Arandela plana Ø16xØ6x1,2	Flat washer Ø16xØ6x10.2	32	32	32	32	32	32		

MOD.

LAVAVAJILLAS DE CINTA

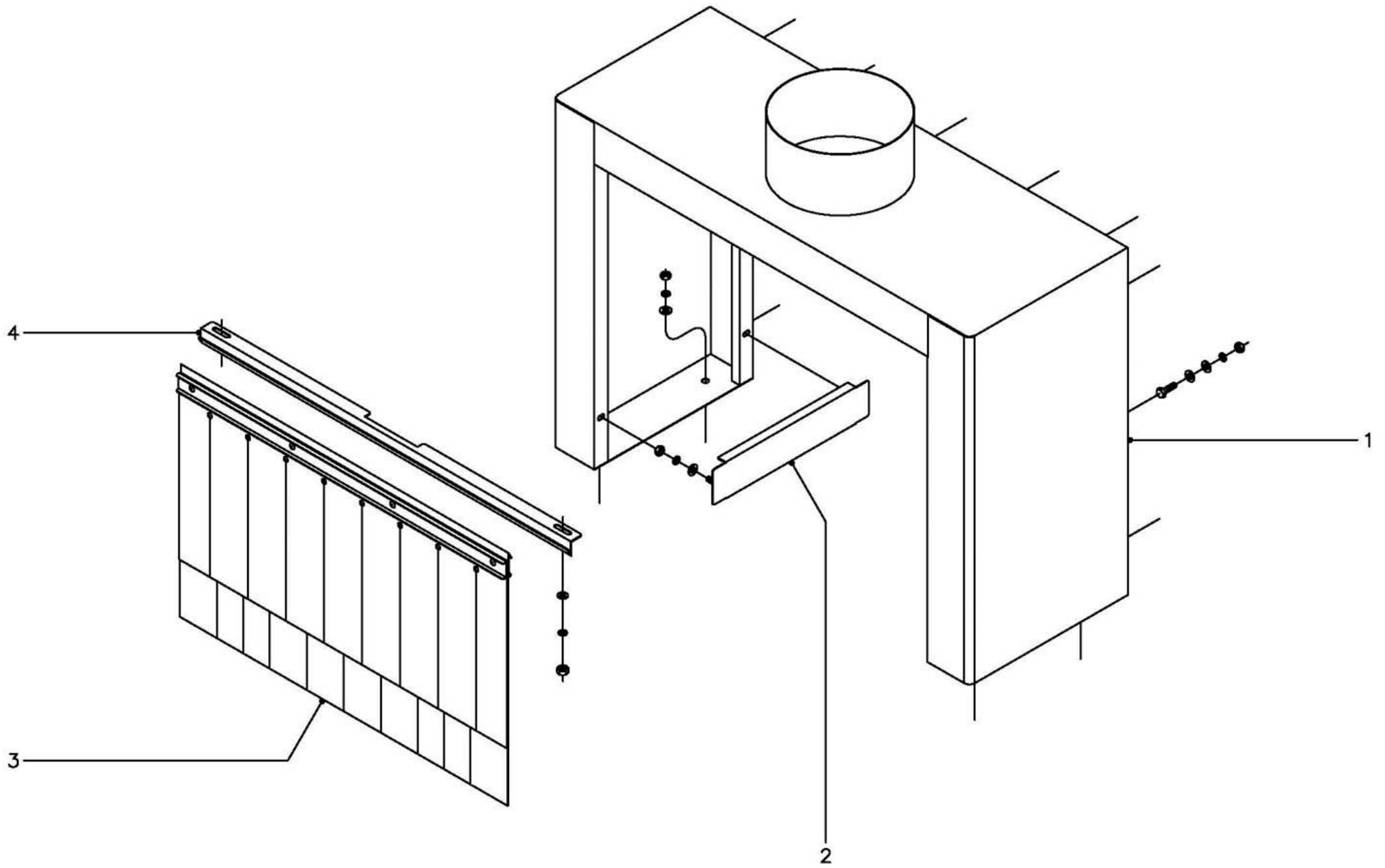
ZONA

MODULO DE ENTRADA

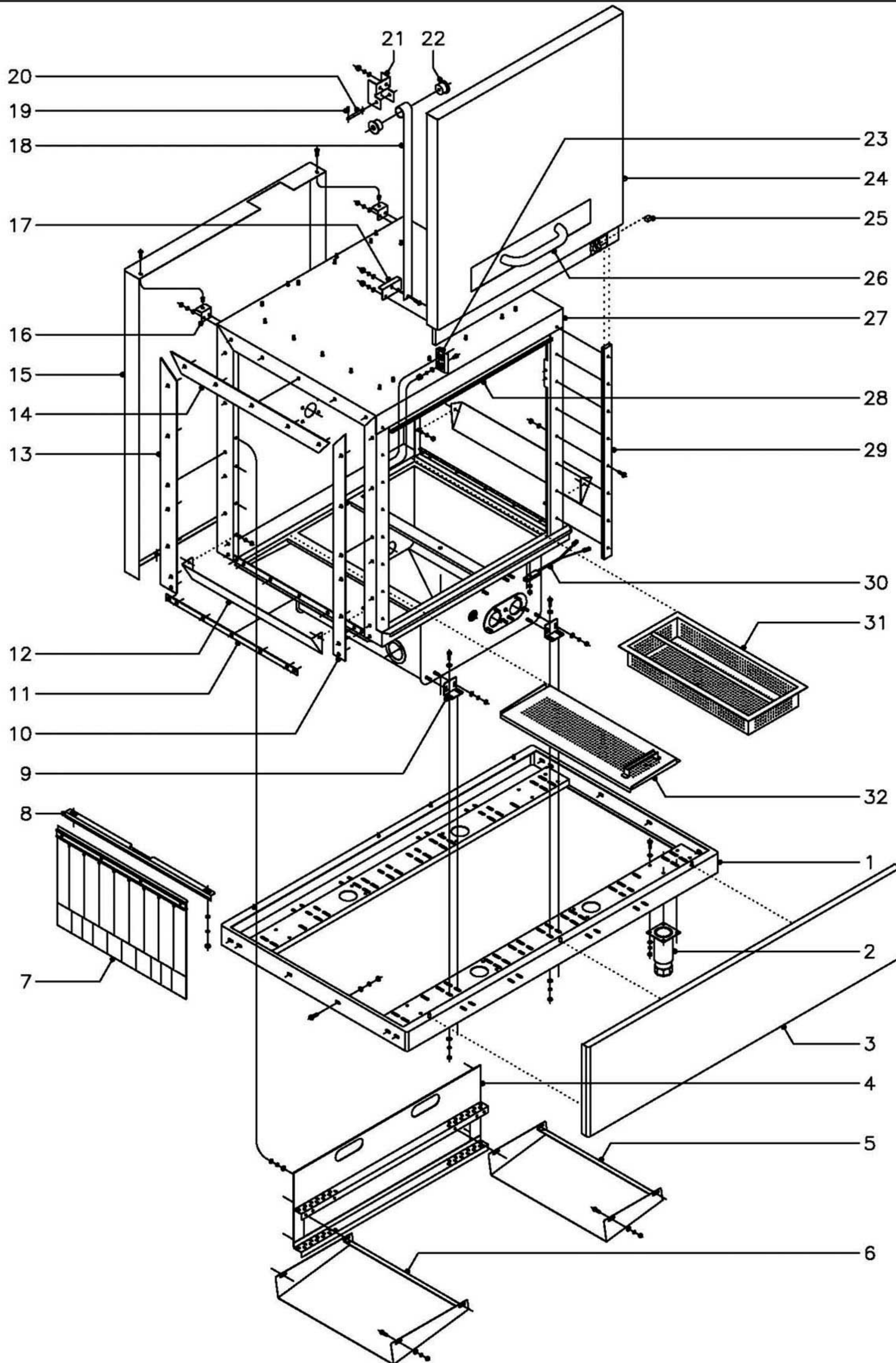
PLANO

C-1545

ITEM	CODIGO	DENOMINACION	TEXTO	2700 I	2700 D	4000 I	4000 D	6000 I	6000 D				NOTAS
	Q262040	Arandela muelle A-6	Spring washer A-6	16	16	16	16	16	16				
	Q162040	Tuerca hexagonal M-6	Hexagonal nut M-6	16	16	16	16	16	16				
30	Z512956	Soporte giro derecho completo	Complete right turn support	1	1	1	1	1	1				
s/n	Z512958	Soporte giro izquierdo completo	Complete left turn support	1	1	1	1	1	1				
	Q302022	Arandela plana Ø16xØ6x1,2	Flat washer Ø16xØ6x10.2	4	4	4	4	4	4				
	Q262040	Arandela muelle A-6	Spring washer A-6	4	4	4	4	4	4				
	Q162040	Tuerca hexagonal M-6	Hexagonal nut M-6	4	4	4	4	4	4				
31	Z512919	Panel lateral inferior completo	Complete lower side panel	1	1	1	1	1	1				
	Q302022	Arandela plana Ø16xØ6x1,2	Flat washer Ø16xØ6x10.2	2	2	2	2	2	2				
	Q262040	Arandela muelle A-6	Spring washer A-6	2	2	2	2	2	2				
	Q162040	Tuerca hexagonal M-6	Hexagonal nut M-6	2	2	2	2	2	2				
32	Z512921	Panel lateral superior	Upper side panel	1	1	1	1	1	1				
33	Z510413	Perfil tensor completo	Complete profile turnbuckle	1	1	1	1	1	1				
	Q302022	Arandela plana Ø16xØ6x1,2	Flat washer Ø16xØ6x10.2	4	4	4	4	4	4				
	Q262040	Arandela muelle A-6	Spring washer A-6	4	4	4	4	4	4				
	Q162040	Tuerca hexagonal M-6	Hexagonal nut M-6	4	4	4	4	4	4				
34	Z510473	Protección superior fugas entrada	Upper protection escape inlet	1	1	1	1	1	1				
	Q012043	Tornillo hexagonal M-6x20	Hexagonal screw M-6x20	2	2	2	2	2	2				
	Q302022	Arandela plana Ø16xØ6x1,2	Flat washer Ø16xØ6x10.2	2	2	2	2	2	2				
	Q262040	Arandela muelle A-6	Spring washer A-6	2	2	2	2	2	2				
35	Z512962	Sujeción inferior panel	Lower panel fastening	1	1	1	1	1	1				
	Q302022	Arandela plana Ø16xØ6x1,2	Flat washer Ø16xØ6x10.2	1	1	1	1	1	1				
	Q162040	Tuerca hexagonal M-6	Hexagonal nut M-6	1	1	1	1	1	1				
	Q221304	Remache redondo M-5	Round rivet M-5	1	1	1	1	1	1				
36	Z512961	Amarre superior panel	Upper panel anchoring	1	1	1	1	1	1				
	Q262040	Arandela muelle A-6	Spring washer A-6	1	1	1	1	1	1				
	Q162040	Tuerca hexagonal M-6	Hexagonal nut M-6	1	1	1	1	1	1				
	Q221342	Remache hexagonal M-5	Hexagonal rivet M-5	1	1	1	1	1	1				
37	Z512911	Panel posterior entrada izquierda	Left inlet rear panel	1	-	1	-	1	-				



N plano C-1546	Firma 	Fecha 7-2004	Aparato LAVAVAJILLAS DE CINTA ASPIRADOR DE VAHOS	Lamina 2	Fagor Industrial S.Coop. FAGOR  Onate
-------------------	--	-----------------	--	-------------	--



N plano
C-1547

Firma

Fecha
7-2004

Aparato
LAVAVAJILLAS DE CINTA
MODULO DE LAVADO (Mueble)

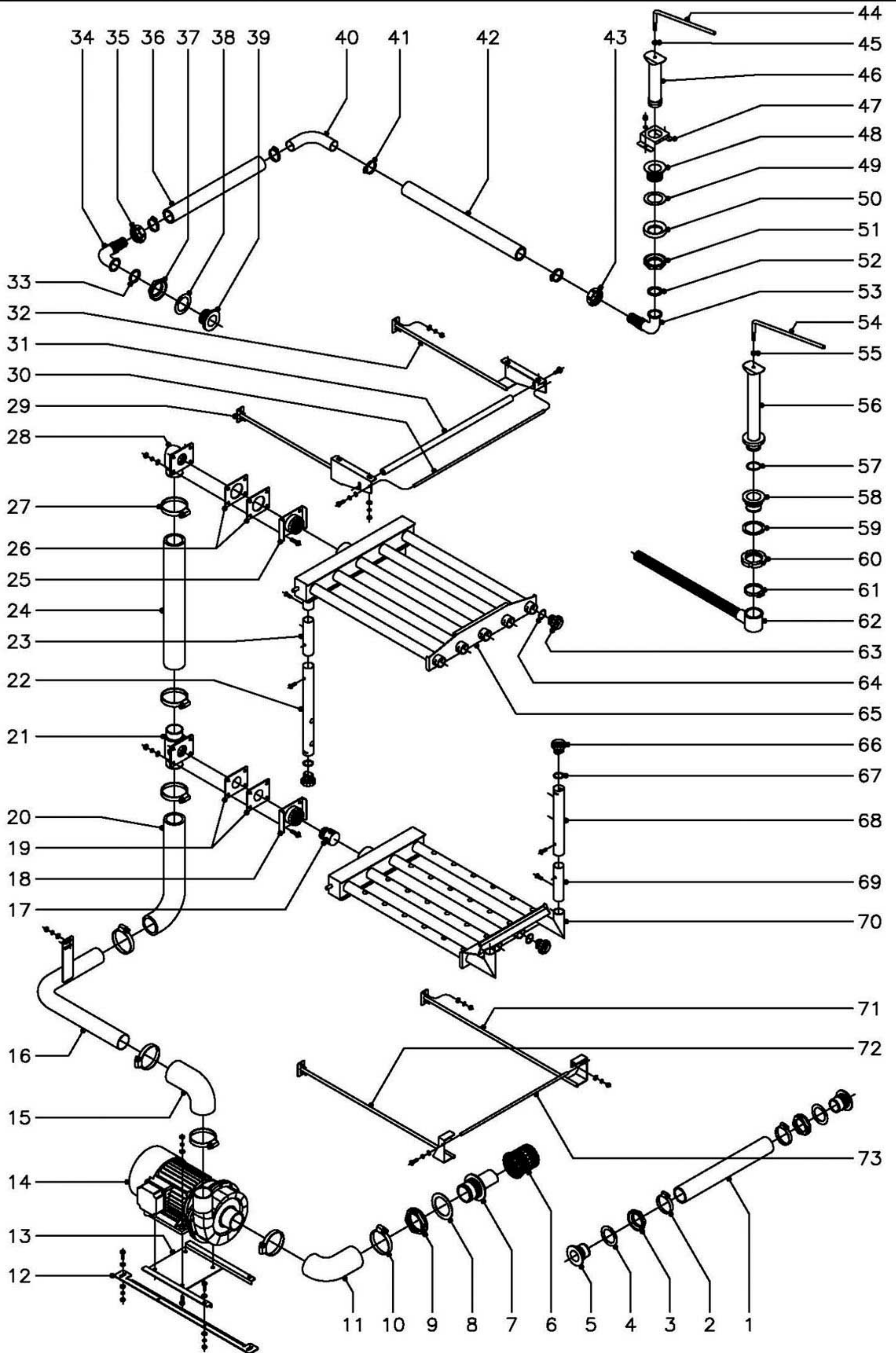
Lamina
3

Fagor Industrial S.Coop. **FAGOR**
Oñate

MOD.		LAVAVAJILLAS DE CINTA		ZONA		MODULO DE LAVADO (Mueble)						PLANO		C-1547	
ITEM	CODIGO	DENOMINACION	TEXTO	2700 I	2700 D	4000 I	4000 D	6000 I	6000 D					NOTAS	
1	Z510101	Armazón soldado (Lavado.-aclaraad.)	Welded framework (Wash-rinse)	1	1	1	1	1	1						
1	Z530101	Armazón soldado (Lavado)	Welded framework (Wash)	-	-	1	1	2	2						
	Q012053	Tornillo hexagonal M-8x20	Hexagonal screw M-8x20	8	8	12	12	16	16						
	Q232050	Arandela plana A-8	Flat washer A-8	8	8	12	12	16	16						
	Q262050	Arandela muelle A-8	Spring A-8 washer	8	8	12	12	16	16						
	Q162050	Tuerca hexagonal M-8	Hexagonal nut M-8	8	8	12	12	16	16						
2	X260151	Pata regulable	Ajustable leg	4	4	8	8	12	12						
	Q012043	Tornillo hexagonal M-6x20	Hexagonal screw M-6x20	16	16	32	32	48	48						
	Q302022	Arandela plana Ø16xØ6x1,2	Flat washer Ø16xØ6x10.2	32	32	64	64	96	96						
	Q262040	Arandela muelle A-6	Spring washer A-6	16	16	32	32	48	48						
	Q162040	Tuerca hexagonal M-6	Hexagonal nut M-6	16	16	32	32	48	48						
3	Z512901	Panel frontal lavado y preaclarado	Washing and rinsing front panel	1	1	1	1	1	1						
3	Z532901	Panel frontal lavado	Washing front panel	-	-	1	1	2	2						
4	Z510321	Guía lavado completa	Complete washing guide	2	2	4	4	6	6						
	Q302022	Arandela plana Ø16xØ6x1,2	Flat washer Ø16xØ6x10.2	12	12	24	24	36	36						
	Q262040	Arandela muelle A-6	Spring washer A-6	12	12	24	24	36	36						
	Q162040	Tuerca hexagonal M-6	Hexagonal nut M-6	12	12	24	24	36	36						
5	Z510811	Bandeja retenedor "B"	Retaining plate "B"	1	1	2	2	3	3						
	Q012042	Tornillo hexagonal M-6x15	Hexagonal screw M-6x15	4	4	8	8	12	12						
	Q302022	Arandela plana Ø16xØ6x1,2	Flat washer Ø16xØ6x10.2	4	4	8	8	12	12						
	Q262040	Arandela muelle A-6	Spring washer A-6	4	4	8	8	12	12						
	Q162040	Tuerca hexagonal M-6	Hexagonal nut M-6	4	4	8	8	12	12						
6	Z510812	Bandeja retenedor "A"	Retaining plate "A"	1	1	1	1	1	1						
	Q012042	Tornillo hexagonal M-6x15	Hexagonal screw M-6x15	4	4	8	8	12	12						
	Q302022	Arandela plana Ø16xØ6x1,2	Flat washer Ø16xØ6x10.2	4	4	8	8	12	12						
	Q262040	Arandela muelle A-6	Spring washer A-6	4	4	8	8	12	12						
	Q162040	Tuerca hexagonal M-6	Hexagonal nut M-6	4	4	8	8	12	12						
7	Z276429	Cortina interior completa	Complete inner curtain	2	2	3	3	4	4						
8	Z510344	Sujeción cortina	Curtain fastening	2	2	3	3	4	4						

MOD.		LAVAVAJILLAS DE CINTA		ZONA		MODULO DE LAVADO (Mueble)						PLANO		C-1547	
ITEM	CODIGO	DENOMINACION	TEXTO	2700 I	2700 D	4000 I	4000 D	6000 I	6000 D					NOTAS	
	Q232040	Arandela plana A-6	Flat washer A-6	4	4	6	6	8	8						
	Q262040	Arandela muelle A-6	Spring washer A-6	4	4	6	6	8	8						
	Q162040	Tuerca hexagonal M-6	Hexagonal nut M-6	4	4	6	6	8	8						
9	Z510318	Amarre cuba lavado	Washing drum support	4	4	8	8	12	12						
	Q012042	Tornillo hexagonal M-6x15	Hexagonal screw M-6x15	8	8	16	16	24	24						
	Q302022	Arandela plana Ø16xØ6x1,2	Flat washer Ø16xØ6x10.2	24	24	48	48	72	72						
	Q262040	Arandela muelle A-6	Spring washer A-6	16	16	32	32	48	48						
	Q162040	Tuerca hexagonal M-6	Hexagonal nut M-6	16	16	32	32	48	48						
10	Z510333	Perfil anterior izquierdo	Front left profile	1	2	3	1	4	1						
s/n	Z510334	Perfil anterior derecho	Front right profile	2	1	1	3	1	4						
11	Z510332	Perfil inferior	Lower profile	3	3	4	4	5	5						
12	Z510813	Protector	Protector	2	2	3	3	4	4						
	Q262040	Arandela muelle A-6	Spring washer A-6	4	4	6	6	8	8						
	Q162040	Tuerca hexagonal M-6	Hexagonal nut M-6	4	4	6	6	8	8						
13	Z510336	Perfil posterior izquierdo	Rear left profile	1	2	3	1	4	1						
s/n	Z510335	Perfil posterior derecho	Rear right profile	2	1	1	3	1	4						
14	Z510337	Perfil superior izquierdo	Upper left profile	1	2	3	1	4	1						
s/n	Z510338	Perfil superior derecho	Upper right profile	2	1	1	3	1	4						
15	Z512927	Panel posterior lavado izquierdo	Left wash rear panel	1	-	-	-	-	-						
15	Z512926	Panel posterior lavado derecho	Right wash rear panel	-	1	-	-	-	-						
15	Z512930	Panel poster. lavado central decho.	Rear panel. right centre wash	-	-	1	1	1	1						
15	Z512931	Panel posterior lavado central	Rear panel centre wash	-	-	-	-	1	1						
15	Z512933	Panel poster. prelavado izquierdo	Rear panel. Left pre-wash	-	-	1	-	1	-						
15	Z512932	Panel poster. prelavado derecho	Rear panel. Right pre-wash	-	-	-	1	-	1						
	Q152004	Tornillo aplastado M-5x13	Screw M-5x13	2	2	4	4	6	6						
	Q221342	Remache hexagonal M-5	Hexagonal rivet M-5	2	2	4	4	6	6						
16	Z512963	Soporte panel posterior	Rear panel support	2	2	4	4	6	6						
	Q302022	Arandela plana Ø16xØ6x1,2	Flat washer Ø16xØ6x10.2	4	4	8	8	12	12						
	Q262040	Arandela muelle A-6	Spring washer A-6	4	4	8	8	12	12						

MOD.		LAVAVAJILLAS DE CINTA		ZONA		MODULO DE LAVADO (Mueble)						PLANO		C-1547	
ITEM	CODIGO	DENOMINACION	TEXTO	2700 I	2700 D	4000 I	4000 D	6000 I	6000 D					NOTAS	
	Q162040	Tuerca hexagonal M-6	Hexagonal nut M-6	4	4	8	8	12	12						
17	Z510508	Sujeción resorte	Rivet support	2	2	4	4	6	6						
	Q232040	Arandela plana A-6	Flat washer A-6	4	4	8	8	12	12						
	Q262030	Arandela muelle A-5	Spring washer A-5	4	4	8	8	12	12						
	Q212031	Tuerca sombrerete M-5	Cowl nut M-5	4	4	8	8	12	12						
18	Z270513	Resorte fuerza constante	Constant force spring	2	2	4	4	6	6						
	Q152004	Tornillo aplastado M-5x13	Screw M-5x13	2	2	4	4	6	6						
	Q232040	Arandela plana A-6	Flat washer A-6	2	2	4	4	6	6						
	Q262030	Arandela muelle A-5	Spring washer A-5	2	2	4	4	6	6						
	Q212031	Tuerca sombrerete M-5	Cowl nut M-5	2	2	4	4	6	6						
19	Q352001	Pasador de aletas Ø2x15	Cotter pin Ø2x15	4	4	8	8	12	12						
20	Z270514	Eje resorte	Spindle spring	2	2	4	4	6	6						
21	Z510514	Soporte resorte	Spring support	2	2	4	4	6	6						
	Q232040	Arandela plana A-6	Flat washer A-6	4	4	8	8	12	12						
	Q262030	Arandela muelle A-5	Spring washer A-5	4	4	8	8	12	12						
	Q212031	Tuerca sombrerete M-5	Cowl nut M-5	4	4	8	8	12	12						
22	Z270512	Encaje resorte puerta	Door socket spring	4	4	8	8	12	12						
23	Z270531	Sujeción puerta	Door fastening	1	1	2	2	3	3						
	Q152047	Tornillo cilindrico con cuello M-5	Cylindrical screw with neck M-5	2	2	4	4	6	6						
	Q302022	Arandela plana Ø16xØ6x1,2	Flat washer Ø16xØ6x10.2	2	2	4	4	6	6						
	Q262030	Arandela muelle A-5	Spring washer A-5	2	2	4	4	6	6						
	Q212031	Tuerca sombrerete M-5	Cowl nut M-5	2	2	4	4	6	6						
24	Z510500	Puerta lavado completa	Complete wash door	1	1	2	2	3	3						
25	Z200506	Imán puerta	Door magnet	1	1	2	2	3	3						
26	Z200550	Asa puerta completa	Complete door handle	1	1	2	2	3	3						
27	Z510300	Caja-cuba lavado soldada	Welded wash box-tub	1	1	2	2	3	3						
28	Z510308	Suplemento caja lavado completo	Complete wash box supplement	1	1	2	2	3	3						
	Q302022	Arandela plana Ø16xØ6x1,2	Flat washer Ø16xØ6x10.2	4	4	8	8	12	12						
	Q262040	Arandela muelle A-6	Spring washer A-6	4	4	8	8	12	12						



N plano
C-1548

Firma

Fecha
7-2004

Aparato
LAVAVAJILLAS DE CINTA
PARTE FUNCIONAL LAVADO

Lamina
4

Fagor Industrial S.Coop. **FAGOR**
Ortate

MOD.

LAVAVAJILLAS DE CINTA

ZONA

MODULO DE LAVADO (Parte funcional)

PLANO

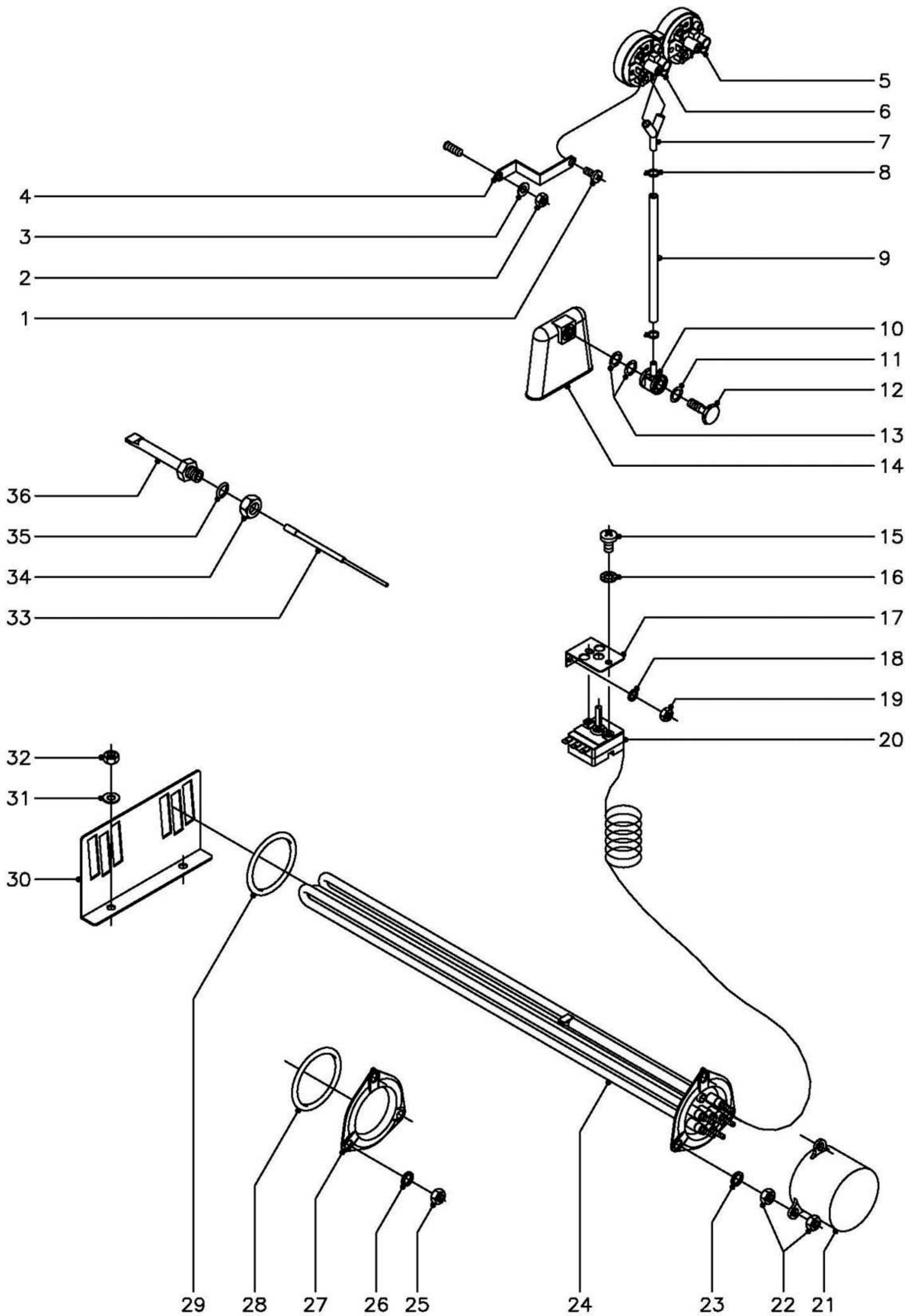
C-1548

ITEM	CODIGO	DENOMINACION	TEXTO	2700 I	2700 D	4000 I	4000 D	6000 I	6000 D			NOTAS
1	Z330906	Manguera comunicación	Connection pipe	-	-	1	1	2	2			Comunicación cubas de lavado
2	Q881324	Abrazadera 50 -70	Clamp 50-70	-	-	2	2	4	4			Comunicación cubas de lavado
3	Z702101	Tuerca R-1 1/2"	Nut R-1 1/2"	-	-	2	2	4	4			Comunicación cubas de lavado
4	Q307009	Arandela junta Ø70xØ48x1,5	Joint washer Ø70xØ48x10.5	-	-	2	2	4	4			Comunicación cubas de lavado
5	Z330901	Pasamuros comunicación	Connection wire protection	-	-	2	2	4	4			Comunicación cubas de lavado
6	Z310906	Filtro aspiración	Extractor filter	1	1	2	2	3	3			
7	Z310901	Pasamuros aspiración	Extractor wire protection	1	1	2	2	3	3			
8	Z310902	Arandela junta Ø92xØ66x2	Joint washer Ø92xØ66x2	1	1	2	2	3	3			
9	Z310903	Tuerca pasamuros M-65X2,5	Wire protection nut M-65X20.5	1	1	2	2	3	3			
10	Q881326	Abrazadera 70 - 90	Clamp 70 - 90	3	3	6	6	9	9			
11	Z310904	Codo aspiración	Extractor elbow	1	1	2	2	3	3			
12	Z511003	Sujeción motobomba lavado	Wash motor pump fastener	2	2	4	4	6	6			
	Q012042	Tornillo hexagonal M-6x15	Hexagonal screw M-6x15	4	4	8	8	12	12			
	Q302022	Arandela plana Ø16xØ6x1,2	Flat washer Ø16xØ6x10.2	8	8	16	16	24	24			
	Q262040	Arandela muelle A-6	Spring washer A-6	4	4	8	8	12	12			
	Q162040	Tuerca hexagonal M-6	Hexagonal nut M-6	4	4	8	8	12	12			
13	Z511002	Soporte motobomba	Motor pump support	1	1	2	2	3	3			
	Q012042	Tornillo hexagonal M-6x15	Hexagonal screw M-6x15	2	2	4	4	6	6			
	Q302022	Arandela plana Ø16xØ6x1,2	Flat washer Ø16xØ6x10.2	4	4	8	8	12	12			
	Q262040	Arandela muelle A-6	Spring washer A-6	2	2	4	4	6	6			
	Q162040	Tuerca hexagonal M-6	Hexagonal nut M-6	2	2	4	4	6	6			
14	Z511001	Motobomba (220/380, 50 Hz.)	Motor pump (220/380, 50 Hz.)	1	1	2	2	3	3			
14	Z514101	Motobomba (220/380, 60 Hz.)	Motor pump (220/380, 60 Hz.)	1	1	2	2	3	3			
	Q012055	Tornillo hexagonal M-8x30	Hexagonal screw M-8x30	4	4	8	8	12	12			
	Q232050	Arandela plana A-8	Flat washer A-8	8	8	16	16	24	24			
	Q262050	Arandela muelle A-8	Spring washer A-8	4	4	8	8	12	12			
	Q162050	Tuerca hexagonal M-8	Hexagonal nut M-8	4	4	8	8	12	12			
15	Z510902	Codo impulsión	Impulse elbow	1	1	2	2	3	3			
16	Z510910	Codo empalme impulsión comp.	Complete impulse elbow joint	1	1	2	2	3	3			

MOD.		LAVAVAJILLAS DE CINTA		ZONA		MODULO DE LAVADO (Parte funcional)						PLANO		C-1548	
ITEM	CODIGO	DENOMINACION	TEXTO	2700 I	2700 D	4000 I	4000 D	6000 I	6000 D					NOTAS	
	Q302022	Arandela plana Ø16xØ6x1,2	Flat washer Ø16xØ6x10.2	2	2	4	4	6	6						
	Q262040	Arandela muelle A-6	Spring washer A-6	2	2	4	4	6	6						
	Q162040	Tuerca hexagonal M-6	Hexagonal nut M-6	2	2	4	4	6	6						
17	Z310753	Reducción caudal lavado	Wash flow reduction	1	1	2	2	3	3						
18	Z510701	Soporte suplemento soldado	Welded supplement support	1	1	2	2	3	3						
	Q012055	Tornillo hexagonal M-8x30	Hexagonal screw M-8x30	4	4	8	8	12	12						
19	Z510908	Junta pasamuros	Wire protection joint	2	2	4	4	6	6						
20	Z510904	Empalme inferior impulsión	Lower impulse joint	1	1	2	2	3	3						
21	Z510905	Pasamuros lavado inferior	Lower wash wire protection	1	1	2	2	3	3						
	Q232050	Arandela plana A-8	Flat washer A-8	4	4	8	8	12	12						
	Q262050	Arandela muelle A-8	Spring washer A-8	4	4	8	8	12	12						
	Q162050	Tuerca hexagonal M-8	Hexagonal nut M-8	4	4	8	8	12	12						
22	Z510725	Rama lavado lateral superior	Upper side wash branch	2	2	4	4	6	6						
23	Z510728	Suplemento rama lateral	Side branch supplement	2	2	4	4	6	6						
	Q152004	Tornillo aplastado M-5x13	Screw M-5x13	4	4	8	8	12	12						
24	Z510906	Empalme superior impulsión	Upper impulse joint	1	1	2	2	3	3						
25	Z510701	Soporte suplemento soldado	Welded supplement support	1	1	2	2	3	3						
	Q012055	Tornillo hexagonal M-8x30	Hexagonal screw M-8x30	4	4	8	8	12	12						
26	Z510908	Junta pasamuros	Wire protection joint	2	2	4	4	6	6						
27	Q881326	Abrazadera 70 - 90	Clamp 70 - 90	5	5	10	10	15	15						
28	Z510907	Pasamuros lavado superior	Upper wash wire protection	1	1	2	2	3	3						
	Q232050	Arandela plana A-8	Flat washer A-8	4	4	8	8	12	12						
	Q262050	Arandela muelle A-8	Spring washer A-8	4	4	8	8	12	12						
	Q162050	Tuerca hexagonal M-8	Hexagonal nut M-8	4	4	8	8	12	12						
29	Z510704	Soporte superior izquierdo comp.	Complete upper left support	1	1	2	2	3	3						
	Q302022	Arandela plana Ø16xØ6x1,2	Flat washer Ø16xØ6x10.2	2	2	4	4	6	6						
	Q262040	Arandela muelle A-6	Spring washer A-6	2	2	4	4	6	6						
	Q162040	Tuerca hexagonal M-6	Hexagonal nut M-6	2	2	4	4	6	6						
30	Z510708	Varilla sujeción superior	Upper fastening rod	1	1	2	2	3	3						

MOD.		LAVAVAJILLAS DE CINTA		ZONA		MODULO DE LAVADO (Parte funcional)						PLANO		C-1548
ITEM	CODIGO	DENOMINACION	TEXTO	2700 I	2700 D	4000 I	4000 D	6000 I	6000 D				NOTAS	
	Q012021	Tornillo hexagonal M-4x10	Hexagonal screw M-4x10	2	2	4	4	6	6					
	Q261020	Arandela muelle A-4	Spring washer A-4	2	2	4	4	6	6					
	Q232020	Arandela plana A-4	Flat washer A-4	2	2	4	4	6	6					
31	Z510717	Contrapeso	Counter balance	1	1	2	2	3	3					
	Q152046	Tornillo hexagonal con cuello M-6	Hexagonal screw with neck M-6	2	2	4	4	6	6					
32	Z510709	Soporte superior derecho comp.	Complete upper right support.	1	1	2	2	3	3					
	Q302022	Arandela plana Ø16xØ6x1,2	Flat washer Ø16xØ6x10.2	2	2	4	4	6	6					
	Q262040	Arandela muelle A-6	Spring washer A-6	2	2	4	4	6	6					
	Q162040	Tuerca hexagonal M-6	Hexagonal nut M-6	2	2	4	4	6	6					
33	Q307027	Arandela junta Ø45xØ35x2	Joint washer Ø45xØ35x2	1	1	1	1	1	1				Comunicación cuba lavado-preaclarado	
34	Z602101	Codo desagüe	Drainage elbow	1	1	1	1	1	1				Comunicación cuba lavado-preaclarado	
35	Z602102	Tuerca	Nut	1	1	1	1	1	1				Comunicación cuba lavado-preaclarado	
36	Z310912	Manguera comunicación	Connection pipe	1	1	1	1	1	1				Comunicación cuba lavado-preaclarado	
37	Z702101	Tuerca R-1 1/2"	Nut R-1 1/2"	1	1	1	1	1	1				Comunicación cuba lavado-preaclarado	
38	Q307009	Arandela junta Ø70xØ48x1,5	Joint washer Ø70xØ48x10.5	1	1	1	1	1	1				Comunicación cuba lavado-preaclarado	
39	Z510931	Pasamuros	Wire protection	1	1	1	1	1	1				Comunicación cuba lavado-preaclarado	
40	Z310932	Codo empalme	Elbow joint	1	1	1	1	1	1				Comunicación cuba lavado-preaclarado	
41	Q881307	Abrazadera 40 - 60	Clamp 40 - 60	4	4	4	4	4	4				Comunicación cuba lavado-preaclarado	
42	Z510934	Manguera comunicación preacla.	Prerinse connection pipe	1	1	1	1	1	1				Comunicación cuba lavado-preaclarado	
43	Z602102	Tuerca	Nut	1	1	1	1	1	1				Comunicación cuba lavado-preaclarado	
44	Z510924	Asa aliviadero preaclarado	Prerinse overflow handle	1	1	1	1	1	1				Comunicación cuba lavado-preaclarado	
45	Q162050	Tuerca hexagonal M-8	Hexagonal nut M-8	1	1	1	1	1	1				Comunicación cuba lavado-preaclarado	
46	Z510921	Aliviadero preaclarado soldado	Welded prerinse overflow	1	1	1	1	1	1				Comunicación cuba lavado-preaclarado	
47	Z510941	Guía aliviadero preaclarado	Prerinse overflow guide	1	1	1	1	1	1				Comunicación cuba lavado-preaclarado	
	Q262040	Arandela muelle A-6	Spring washer A-6	2	2	2	2	2	2				Comunicación cuba lavado-preaclarado	
	Q212040	Tuerca sombrerete M-6	Cowl nut M-6	2	2	2	2	2	2				Comunicación cuba lavado-preaclarado	
48	Z102104	Válvula desagüe	Drainage valve	1	1	1	1	1	1				Comunicación cuba lavado-preaclarado	
49	Q307009	Arandela junta Ø70xØ48x1,5	Joint washer Ø70xØ48x10.5	1	1	1	1	1	1				Comunicación cuba lavado-preaclarado	
50	Q307026	Junta especial	Special joint	1	1	1	1	1	1				Comunicación cuba lavado-preaclarado	

MOD.		LAVAVAJILLAS DE CINTA		ZONA		MODULO DE LAVADO (Parte funcional)						PLANO		C-1548	
ITEM	CODIGO	DENOMINACION	TEXTO	2700 I	2700 D	4000 I	4000 D	6000 I	6000 D					NOTAS	
51	Z702101	Tuerca rosca 1 1/2"	Nut thread 1 1/2"	1	1	1	1	1	1					Comunicación cuba lavado-preaclarado	
52	Q307027	Arandela junta Ø45xØ35x2	Joint washer Ø45xØ35x2	1	1	1	1	1	1					Comunicación cuba lavado-preaclarado	
53	Z602101	Codo desagüe	Drainage elbow	1	1	1	1	1	1					Comunicación cuba lavado-preaclarado	
54	Z510916	Asa aliviadero lavado	Wash overflow handle	1	1	1	1	1	1						
55	Q162050	Tuerca hexagonal M-8	Hexagonal nut M-8	1	1	1	1	1	1						
56	Z510911	Aliviadero lavado soldado	Welded wash overflow	1	1	1	1	1	1						
57	Q307051	Junta tórica Ø41,41xØ36,17xØ2,6	"O" ring Ø41,41xØ36,17xØ20.6	1	1	1	1	1	1						
58	Z710902	Pasamuros desagüe	Drainage wire protection	1	1	1	1	1	1						
59	Q307059	Arandela junta Ø72xØ56x2	Joint washer Ø72xØ56x2	1	1	1	1	1	1						
60	Q220001	Tuerca ranurada M-56x2,5	Slotted nut M-56x20.5	1	1	1	1	1	1						
61	Q881324	Abrazadera 50 - 70	Clamp 50 - 70	1	1	1	1	1	1						
62	Z200910	Manguera desagüe	Drainage pipe	1	1	1	1	1	1						
63	Z310721	Tapón cierre	Closure plug	7	7	14	14	21	21						
64	Q307068	Junta tórica Ø33xØ27xØ3	"O" ring Ø33xØ27xØ3	7	7	14	14	21	21						
65	Z510719	Distribuidor superior lavado comp.	Complete wash upper distributor	1	1	2	2	3	3						
66	Z310721	Tapón cierre	Closure plug	4	4	8	8	12	12						
67	Q307068	Junta tórica Ø33xØ27xØ3	"O" ring Ø33xØ27xØ3	4	4	8	8	12	12						
68	Z510747	Rama lavado lateral inferior	Lower side wash branch	2	2	4	4	6	6						
69	Z510728	Suplemento rama lateral	Side branch supplement	2	2	4	4	6	6						
	Q152004	Tornillo aplastado M-5x13	Screw M-5x13	4	4	8	8	12	12						
70	Z510739	Distribuidor inferior lavado comp.	Complete wash lower distributor	1	1	2	2	3	3						
71	Z510715	Soporte inferior derecho completo	Complete lower right support	1	1	2	2	3	3						
72	Z510711	Soporte inferior izquierdo completo	Complete lower left support	1	1	2	2	3	3						
	Q302022	Arandela plana Ø16xØ6x1,2	Flat washer Ø16xØ6x10.2	4	4	8	8	12	12						
	Q262040	Arandela muelle A-6	Spring washer A-6	4	4	8	8	12	12						
	Q162040	Tuerca hexagonal M-6	Hexagonal nut M-6	4	4	8	8	12	12						
73	Z510714	Varilla sujeción inferior	Lower fastening rod	1	1	2	2	3	3						
	Q012021	Tornillo hexagonal M-4x10	Hexagonal screw M-4x10	2	2	4	4	6	6						
	Q261020	Arandela muelle A-4	Spring washer A-4	2	2	4	4	6	6						
	Q232020	Arandela plana A-4	Flat washer A-4	2	2	4	4	6	6						



N plano
C-1549

Firma

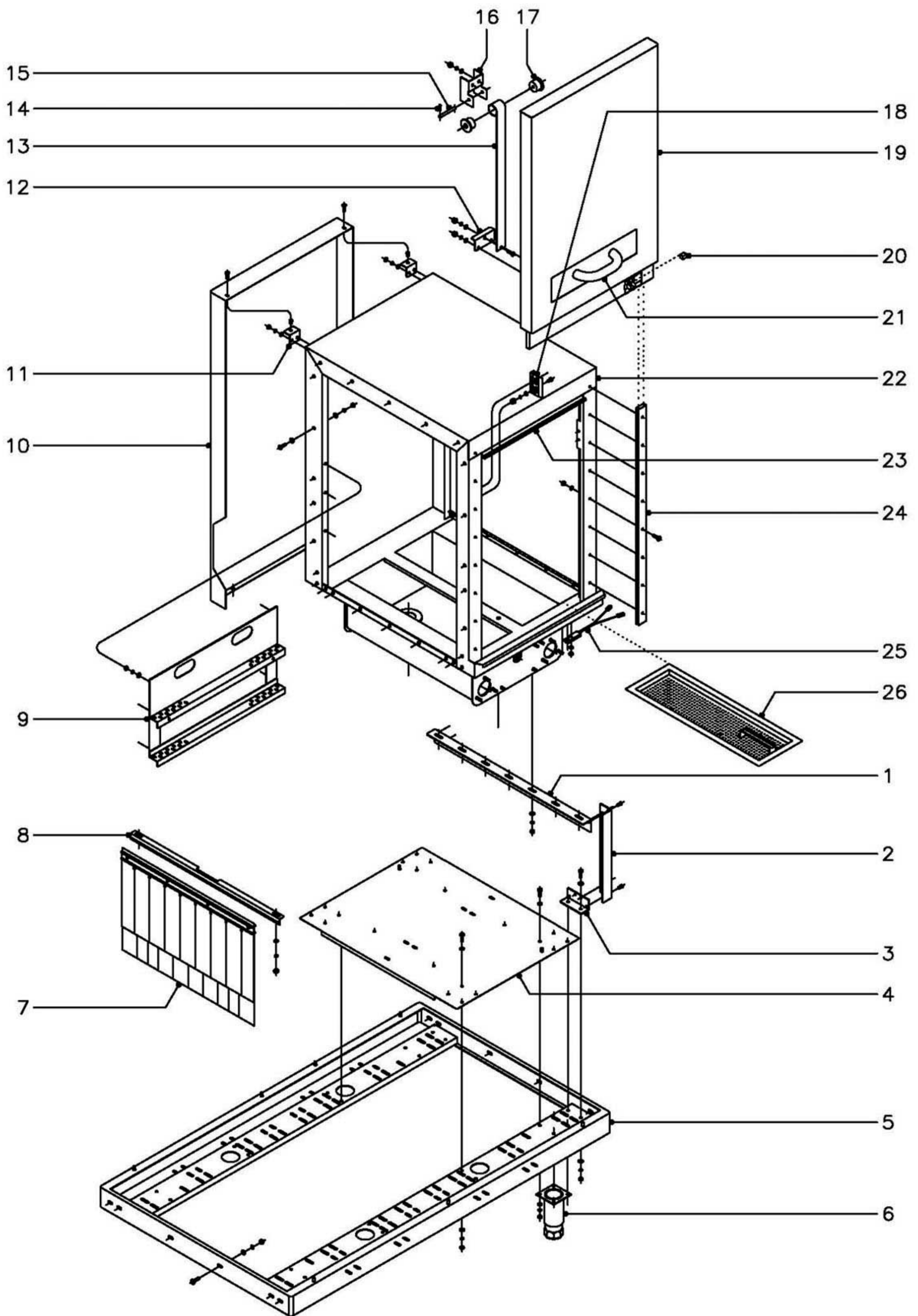
Fecha
7-2004

Aparato LAVAVAJILLAS DE CINTA
NIVELES Y CALENTAMIENTO LAVADO

Lamina
5

Fagor Industrial S.Coop. **FAGOR**
Diseño

MOD.		LAVAVAJILLAS DE CINTA		ZONA		MODULO DE LAVADO (Niveles y calentamiento)						PLANO		C-1549	
ITEM	CODIGO	DENOMINACION	TEXTO	2700 I	2700 D	4000 I	4000 D	6000 I	6000 D					NOTAS	
1	Q082032	Tomillo alomado BZ-3,5x9,5	Curved screw BZ-3.5x90.5	1	1	2	2	3	3						
2	Q162040	Tuerca hexagonal M-6	Hexagonal nut M-6	1	1	2	2	3	3						
3	Q232040	Arandela plana A-6	Flat washer A-6	1	1	2	2	3	3						
4	Z602923	Soporte presostato	Pressostat support	1	1	2	2	3	3						
5	Z103074	Presostato simple	Simple pressostat	1	1	2	2	3	3						
6	Z513001	Presostato simple	Simple pressostat	1	1	2	2	3	3						
7	Z103077	Racord en "Y"	"Y" joint	1	1	2	2	3	3						
8	P102154	Brida elástica	Elastic yoke	2	2	4	4	6	6						
9	3702400	Tubo de goma Ø 8x4x240	Rubber pipe Ø 8x4x240	1	1	2	2	3	3						
10	Z203012	Empalme presostato	Pressostat joint	1	1	2	2	3	3						
11	Q307003	Junta tórica Ø16,01xØ10,77xØ2,62	"O" ring Ø16,01xØ10,77xØ20.62	1	1	2	2	3	3						
12	Z203013	Tomillo presostato	Pressostat screw	1	1	2	2	3	3						
13	Q307003	Junta tórica Ø16,01xØ10,77xØ2,62	"O" ring Ø16,01xØ10,77xØ20.62	2	2	4	4	6	6						
14	Z203011	Cámara presostato	Pressostat chamber	1	1	2	2	3	3						
15	Q152024	Tomillo avellanado M-4x8	Countersunk screw M-4x8	2	2	2	2	4	4						
16	Q242020	Arandela abanico A-4	Fan shaped washer A-4	2	2	2	2	4	4						
17	Z850111	Soporte termostato	Thermostat support	1	1	1	1	2	2						
18	Q232040	Arandela plana A-6	Flat washer A-6	2	2	2	2	4	4						
19	Q162040	Tuerca hexagonal M-6	Hexagonal nut M-6	2	2	2	2	4	4						
20	Z203014	Termostato	Thermostat	1	1	1	1	2	2						
21	Z101723	Caperuza resistencia	Resistor cap	2	2	2	2	3	3						
22	Q163140	Tuerca hexagonal M-6 LATÓN	Brass hexagonal nut M-6	12	12	12	12	18	18						
23	Q262040	Arandela muelle A-6	Spring washer A-6	6	6	6	6	9	9						
24	Z121741	Resistencia 230 V., 9.600 W.	Resistance 230 V., 9,600 W.	2	2	2	2	2	2					Lavado	
24	Z129502	Resistencia 230 V., 12.000 W.	Resistance 230 V., 12,000 W.	-	-	-	-	1	1					Prelavado	
25	Q163040	Tuerca hexagonal M-6 LATÓN	Brass hexagonal nut M-6	-	-	6	6	9	9						
26	Q262040	Arandela muelle A-6	Spring washer A-6	-	-	6	6	9	9						
27	Z310703	Brida ciega	Blind yoke	-	-	2	2	3	3						
28	Q307044	Junta tórica Ø67,18xØ56,52xØ5,30	"O" ring Ø67,18xØ56,52xØ50.30	-	-	2	2	3	3						



N plano
C-1550

Firma

Fecha
7-2004

Aparato
LAVAVAJILLAS DE CINTA
MODULO DE PREACLARADO (Mueble)

Lamina
6

Fagor Industrial S.Coop. **FAGOR**
Oñate

MOD.		LAVAVAJILLAS DE CINTA		ZONA		MODULO DE PREACLARADO (Mueble)						PLANO		C-1550	
ITEM	CODIGO	DENOMINACION	TEXTO	2700 I	2700 D	4000 I	4000 D	6000 I	6000 D					NOTAS	
1	Z510113	Larguero soporte	Crossbar support	1	1	1	1	1	1						
	Q302022	Arandela plana Ø16xØ6x1,2	Flat washer Ø16xØ6x10.2	7	7	7	7	7	7						
	Q262040	Arandela muelle A-6	Spring washer A-6	7	7	7	7	7	7						
	Q162040	Tuerca hexagonal M-6	Hexagonal nut M-6	7	7	7	7	7	7						
2	Z510114	Poste	Post	2	2	2	2	2	2						
	Q411304	Remache avibulb Ø4,8	Avibulb rivet Ø40.8	8	8	8	8	8	8						
3	Z510112	Base soporte	Support base	2	2	2	2	2	2						
	Q012043	Tornillo hexagonal M-6x20	Hexagonal screw M-6x20	4	4	4	4	4	4						
	Q302022	Arandela plana Ø16xØ6x1,2	Flat washer Ø16xØ6x10.2	8	8	8	8	8	8						
	Q262040	Arandela muelle A-6	Spring washer A-6	4	4	4	4	4	4						
	Q162040	Tuerca hexagonal M-6	Hexagonal nut M-6	4	4	4	4	4	4						
4	Z510104	Panel transversal preaclarado com	Complete prerinse transverse panel	1	1	1	1	1	1						
	Q012043	Tornillo hexagonal M-6x20	Hexagonal screw M-6x20	4	4	4	4	4	4						
	Q302022	Arandela plana Ø16xØ6x1,2	Flat washer Ø16xØ6x10.2	8	8	8	8	8	8						
	Q262040	Arandela muelle A-6	Spring washer A-6	4	4	4	4	4	4						
	Q162040	Tuerca hexagonal M-6	Hexagonal nut M-6	4	4	4	4	4	4						
5	Z510101	Armazón soldado (Lavad.-aclarad.)	Welded framework (Wash-rinse)	1	1	1	1	1	1						
	Q012053	Tornillo hexagonal M-8x20	Hexagonal screw M-8x20	8	8	12	12	16	16						
	Q232050	Arandela plana A-8	Flat washer A-8	8	8	12	12	16	16						
	Q262050	Arandela muelle A-8	Spring washer A-8	8	8	12	12	16	16						
	Q162050	Tuerca hexagonal M-8	Hexagonal nut M-8	8	8	12	12	16	16						
6	X260151	Pata regulable	Ajustable leg	4	4	8	8	12	12						
	Q012043	Tornillo hexagonal M-6x20	Hexagonal screw M-6x20	16	16	32	32	48	48						
	Q302022	Arandela plana Ø16xØ6x1,2	Flat washer Ø16xØ6x10.2	32	32	64	64	96	96						
	Q262040	Arandela muelle A-6	Spring washer A-6	16	16	32	32	48	48						
	Q162040	Tuerca hexagonal M-6	Hexagonal nut M-6	16	16	32	32	48	48						
7	Z276429	Cortina interior completa	Complete inner curtain	1	1	1	1	1	1						
8	Z510344	Sujeción cortina	Curtain fastening	1	1	1	1	1	1						
	Q232040	Arandela plana A-6	Flat washer A-6	2	2	2	2	2	2						

MOD.		LAVAVAJILLAS DE CINTA		ZONA		MODULO DE PREACLARADO (Mueble)						PLANO		C-1550	
ITEM	CODIGO	DENOMINACION	TEXTO	2700 I	2700 D	4000 I	4000 D	6000 I	6000 D					NOTAS	
	Q262040	Arandela muelle A-6	Spring washer A-6	2	2	2	2	2	2						
	Q162040	Tuerca hexagonal M-6	Hexagonal nut M-6	2	2	2	2	2	2						
9	Z511811	Guia preaclarado completa	Complete prerinse guide	2	2	2	2	2	2						
	Q302022	Arandela plana Ø16xØ6x1,2	Flat washer Ø16xØ6x10.2	12	12	12	12	12	12						
	Q262040	Arandela muelle A-6	Spring washer A-6	12	12	12	12	12	12						
	Q162040	Tuerca hexagonal M-6	Hexagonal nut M-6	12	12	12	12	12	12						
10	Z512929	Panel posterior preaclarado izdo.	Left prerinse rear panel	1	-	1	-	1	-						
10	Z512928	Panel posterior preaclarado decho.	Right prerinse rear panel	-	1	-	1	-	1						
	Q152004	Tornillo aplastado M-5x13	Screw M-5x13	2	2	2	2	2	2						
	Q221342	Remache hexagonal M-5	Hexagonal rivet M-5	2	2	2	2	2	2						
11	Z512963	Soporte panel posterior	Rear panel support	2	2	2	2	2	2						
	Q302022	Arandela plana Ø16xØ6x1,2	Flat washer Ø16xØ6x10.2	4	4	4	4	4	4						
	Q262040	Arandela muelle A-6	Spring washer A-6	4	4	4	4	4	4						
	Q162040	Tuerca hexagonal M-6	Hexagonal nut M-6	4	4	4	4	4	4						
12	Z510508	Sujeción resorte	Spring support	1	1	1	1	1	1						
	Q232040	Arandela plana A-6	Flat washer A-6	2	2	2	2	2	2						
	Q262030	Arandela muelle A-5	Spring washer A-5	2	2	2	2	2	2						
	Q212031	Tuerca sombrerete M-5	Cowl nut M-5	2	2	2	2	2	2						
13	Z270513	Resorte fuerza constante	Constant force spring	1	1	1	1	1	1						
	Q152004	Tornillo aplastado M-5x13	Screw M-5x13	1	1	1	1	1	1						
	Q232040	Arandela plana A-6	Flat washer A-6	1	1	1	1	1	1						
	Q262030	Arandela muelle A-5	Spring washer A-5	1	1	1	1	1	1						
	Q212031	Tuerca sombrerete M-5	Cowl nut M-5	1	1	1	1	1	1						
14	Q352001	Pasador de aletas Ø2x15	Cotter pin Ø2x15	2	2	2	2	2	2						
15	Z270514	Eje resorte	Spindle spring	1	1	1	1	1	1						
16	Z510514	Soporte resorte	Spring support	1	1	1	1	1	1						
	Q232040	Arandela plana A-6	Flat washer A-6	2	2	2	2	2	2						
	Q262030	Arandela muelle A-5	Spring washer A-5	2	2	2	2	2	2						
	Q212031	Tuerca sombrerete M-5	Cowl nut M-5	2	2	2	2	2	2						

MOD.

LAVAVAJILLAS DE CINTA

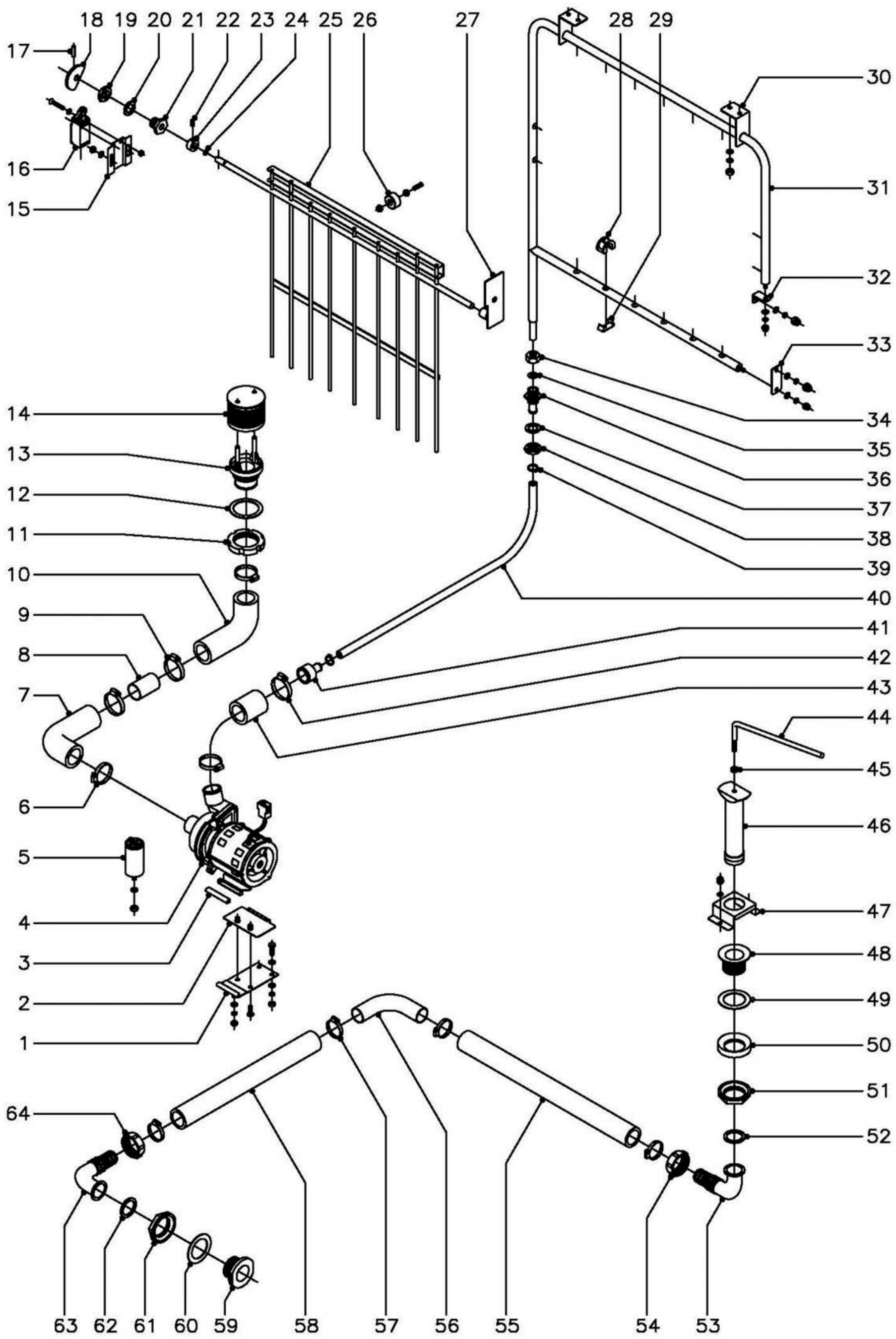
ZONA

MODULO DE PREACLARADO (Mueble)

PLANO

C-1550

ITEM	CODIGO	DENOMINACION	TEXTO	2700 I	2700 D	4000 I	4000 D	6000 I	6000 D				NOTAS
17	Z270512	Encaje resorte puerta	Door socket spring	2	2	2	2	2	2				
18	Z270531	Sujeción puerta	Door fastening	1	1	1	1	1	1				
	Q152047	Tornillo cilindrico con cuello M-5	Cylindrical screw with neck M-5	2	2	2	2	2	2				
	Q302022	Arandela plana Ø16xØ6x1,2	Flat washer Ø16xØ6x10.2	2	2	2	2	2	2				
	Q262030	Arandela muelle A-5	Spring washer A-5	2	2	2	2	2	2				
	Q212031	Tuerca sombrerete M-5	Cowl nut M-5	2	2	2	2	2	2				
19	Z510520	Puerta preaclorado completa	Complete prerinse door	1	1	1	1	1	1				
20	Z200506	Imán puerta	Door magnet	1	1	1	1	1	1				
21	Z400540	Asa puerta completa	Complete door handle	1	1	1	1	1	1				
22	Z511801	Caja-cuba preaclorado completa	Complete prerinse box-tub	1	1	1	1	1	1				
23	Z511808	Suplemento caja preaclorado com.	Complete prerinse box supplement	1	1	1	1	1	1				
	Q302022	Arandela plana Ø16xØ6x1,2	Flat washer Ø16xØ6x10.2	3	3	3	3	3	3				
	Q262040	Arandela muelle A-6	Spring washer A-6	3	3	3	3	3	3				
	Q162040	Tuerca hexagonal M-6	Hexagonal nut M-6	3	3	3	3	3	3				
24	Z510331	Guia puerta	Door guide	2	2	2	2	2	2				
	Q152045	Tornillo amarre M-6x25	Anchoring screw M-6x25	16	16	16	16	16	16				
	Q232040	Arandela plana A-6	Flat washer A-6	16	16	16	16	16	16				
	Q222012	Tuerca autoblocante M-6	Autolock nut M-6	16	16	16	16	16	16				
25	Z100522	Interruptor magnético (puerta)	Magnetic switch (door)	1	1	1	1	1	1				
	Q242020	Arandela abanico A-4	Fan shaped washer A-4	2	2	2	2	2	2				
	Q162020	Tuerca hexagonal M-4	Hexagonal nut M-4	2	2	2	2	2	2				
26	Z510808	Bandeja preaclorado completa	Complete prerinse plate	2	2	2	2	2	2				



MOD.

LAVAVAJILLAS DE CINTA

ZONA

MODULO DE PREACLARADO (Parte funcional)

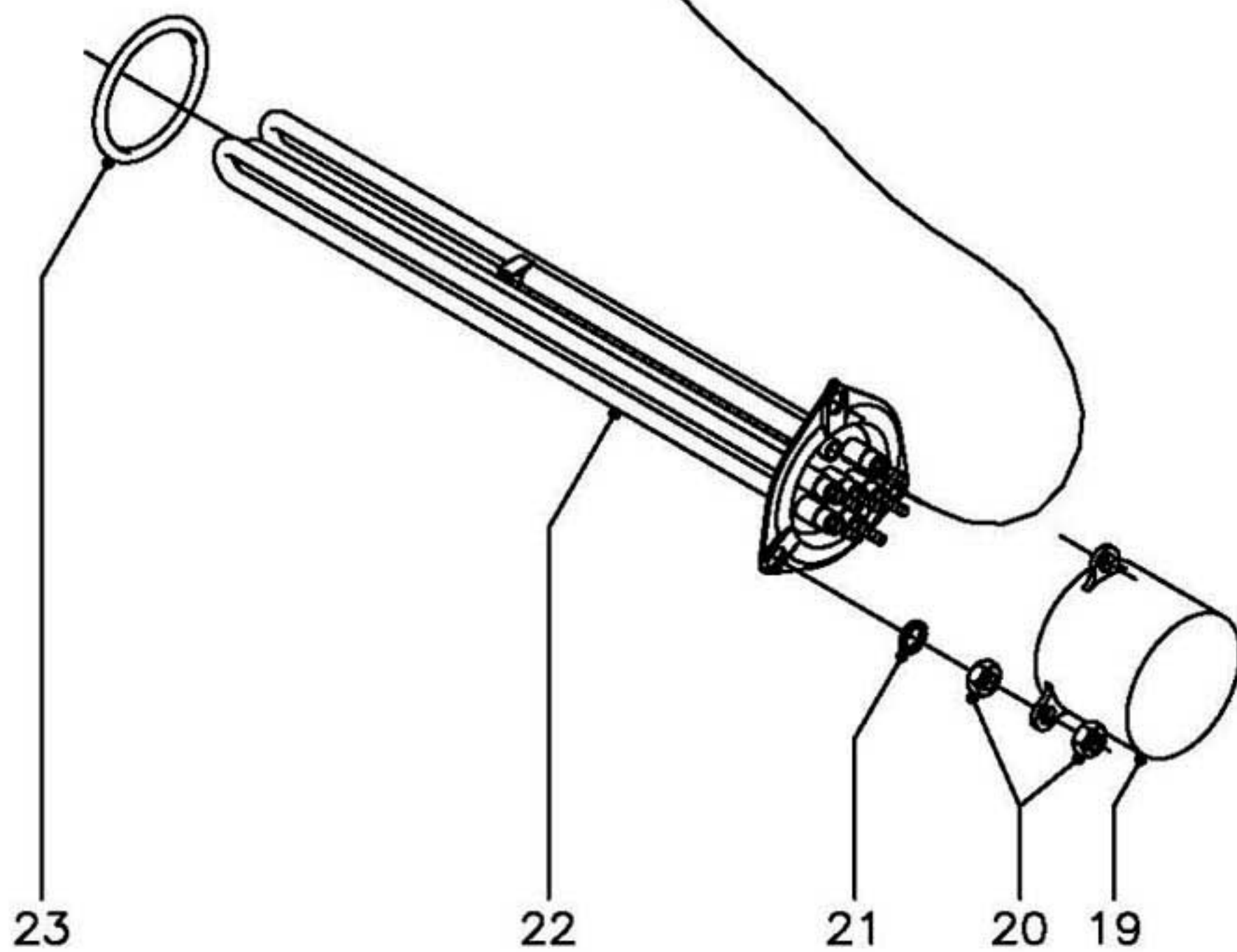
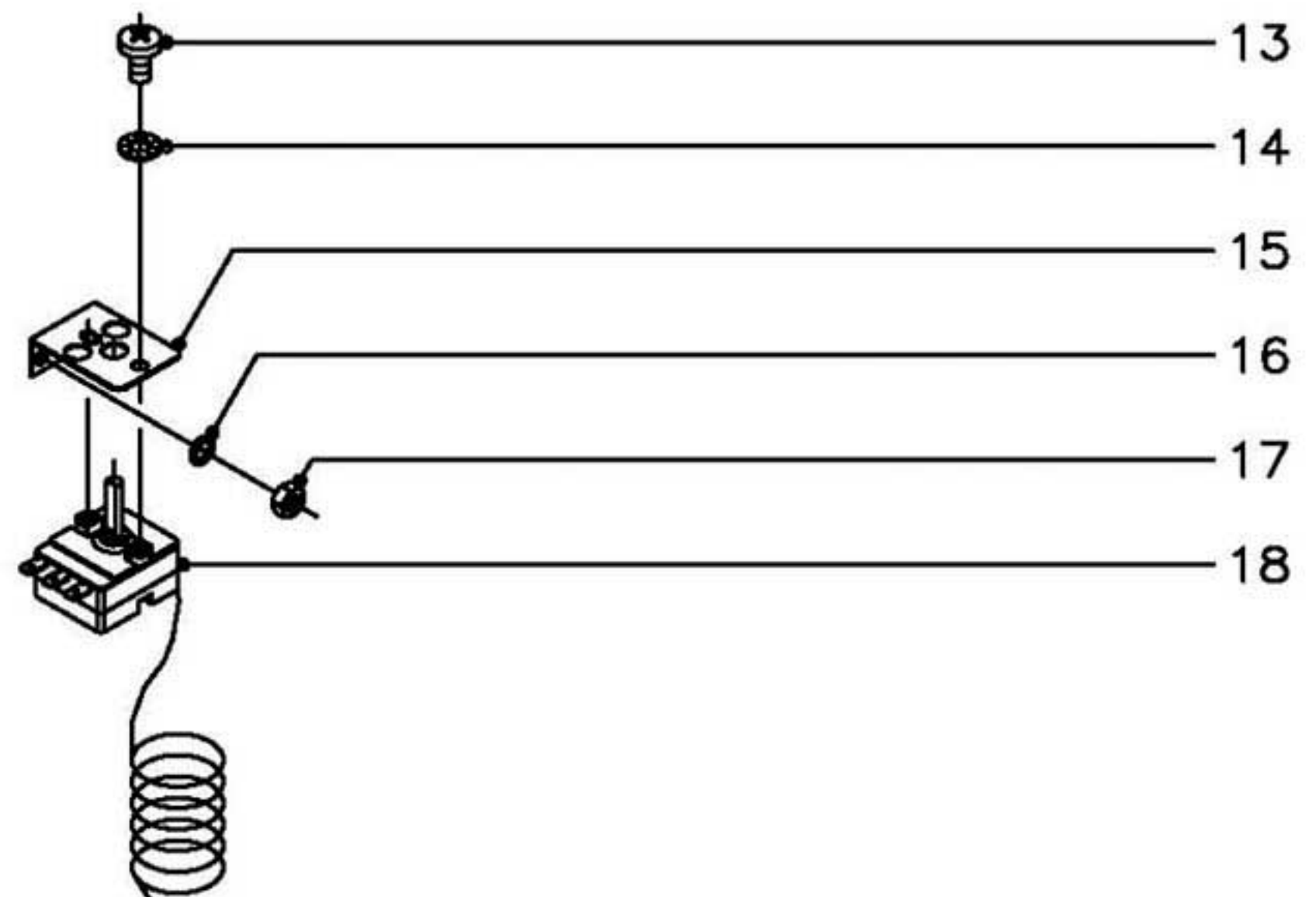
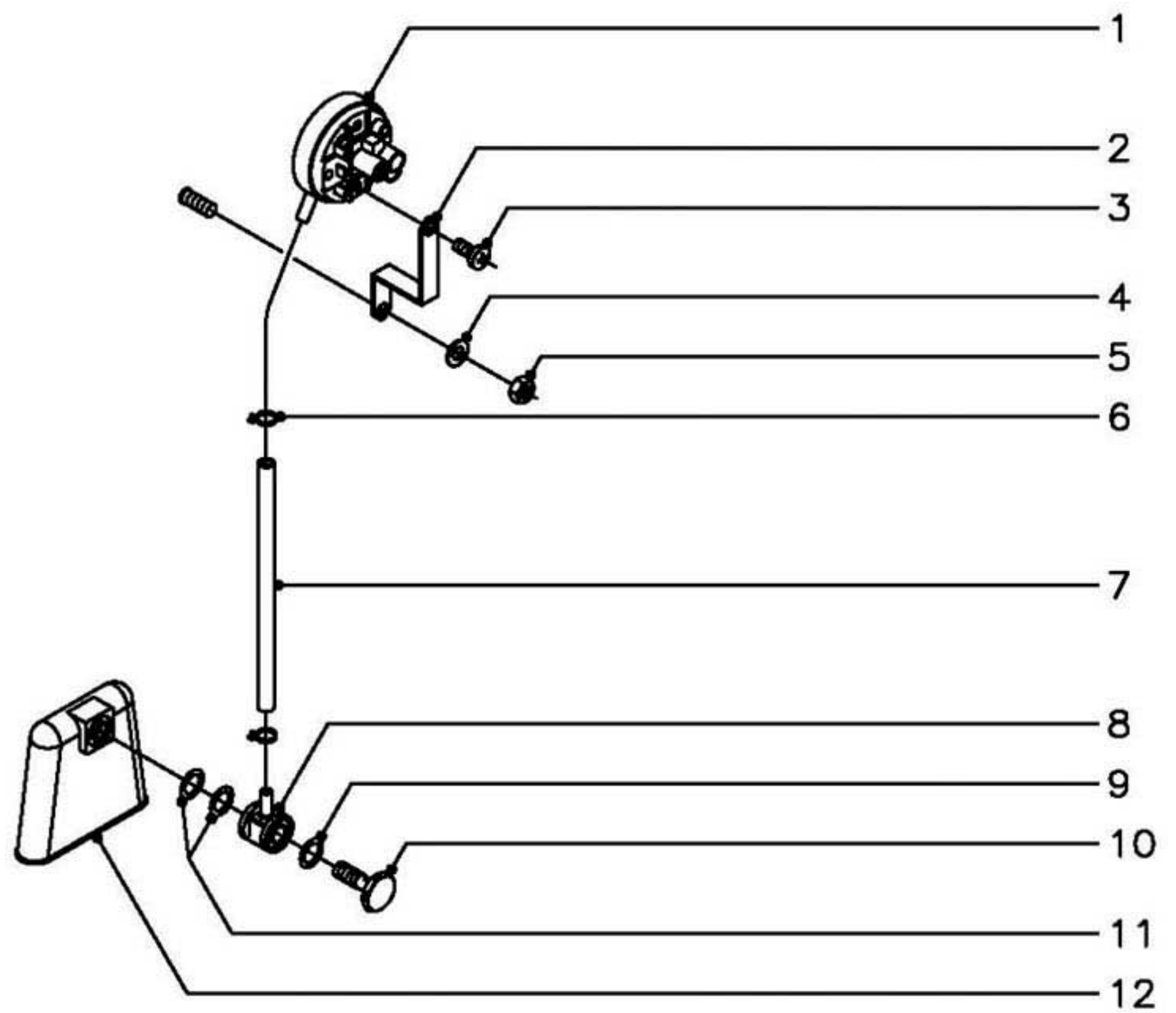
PLANO

C-1551

ITEM	CODIGO	DENOMINACION	TEXTO	2700 I	2700 D	4000 I	4000 D	6000 I	6000 D				NOTAS
1	Z162315	Soporte motobomba completo	Complete motor pump support	1	1	1	1	1	1				
	Q012042	Tomillo hexagonal M-6x15	Hexagonal screw M-6x15	2	2	2	2	2	2				
	Q302022	Arandela plana Ø16xØ6x1,2	Flat washer Ø16xØ6x10.2	5	5	5	5	5	5				
	Q262040	Arandela muelle A-6	Spring washer A-6	3	3	3	3	3	3				
	Q162040	Tuerca hexagonal M-6	Hexagonal nut M-6	3	3	3	3	3	3				
2	Z162313	Amarre motobomba completo	Complete motor pump anchoring	1	1	1	1	1	1				
	Q152004	Tomillo aplastado M-5X13	Screw M-5x13	2	2	2	2	2	2				
3	Z401007	Perfil soporte motobomba	Motor pump support profile	2	2	2	2	2	2				
4	Z401001	Motobomba preaclorado	Prerinse motor pump	1	1	1	1	1	1				
5	V817100	Condensador 6 Mf.	Condenser 6 Mf.	1	1	1	1	1	1				
	Q261050	Arandela muelle A-8	Spring washer A-8	1	1	1	1	1	1				
	Q162050	Tuerca hexagonal M-8	Hexagonal nut M-8	1	1	1	1	1	1				
6	Q881324	Abrazadera 50 - 70	Clamp 50 - 70	2	2	2	2	2	2				
7	Z510932	Conducto aspiración preaclorado	Prerinse extraction pipe	1	1	1	1	1	1				
8	Z510933	Casquillo preaclorado	Prerinse bush	1	1	1	1	1	1				
9	Q881324	Abrazadera 50 - 70	Clamp 50 - 70	2	2	2	2	2	2				
10	Z510932	Conducto aspiración preaclorado	Prerinse extraction pipe	1	1	1	1	1	1				
11	Q228005	Tuerca ranurada M-49X2,5	Slotted nut M-49x20.5	1	1	1	1	1	1				
12	Q307059	Arandela junta Ø72xØ56x2	Joint washer Ø72xØ56x2	1	1	1	1	1	1				
13	Z600905	Pasamuros aspiración	Extractor wire protection	1	1	1	1	1	1				
14	Z600906	Filtro aspiración	Extractor filter	1	1	1	1	1	1				
15	Z511231	Soporte micro aclarado	Micro rinse support	1	1	1	1	1	1				
	Q232040	Arandela plana A-6	Flat washer A-6	2	2	2	2	2	2				
	Q222012	Tuerca hexagonal autoblocante M-6	Autolocking hexagonal nut M-6	2	2	2	2	2	2				
16	Z513007	Final de carrera (Micro aclarado)	End of run (Micro rinse)	1	1	1	1	1	1				
	Q152026	Tomillo avellanado M-4x35	Countersunk screw M-4x35	2	2	2	2	2	2				
	Q242020	Arandela abanico A-4	Fan shaped washer A-4	2	2	2	2	2	2				
	Q162020	Tuerca hexagonal M-4	Hexagonal nut M-4	2	2	2	2	2	2				
17	Q371031	Manguito sujeción Ø3x20	Fastening socket Ø3x20	1	1	1	1	1	1				

MOD.		LAVAVAJILLAS DE CINTA		ZONA		MODULO DE PREACLARADO (Parte funcional)						PLANO		C-1551
ITEM	CODIGO	DENOMINACION	TEXTO	2700 I	2700 D	4000 I	4000 D	6000 I	6000 D				NOTAS	
18	Z511209	Leva	Cam	1	1	1	1	1	1					
19	Q223023	Tuerca hexagonal 5/8"	Hexagonal nut 5/8"	1	1	1	1	1	1					
20	Q307032	Arandela junta Ø32xØ21x3	Joint washer Ø32xØ21x3	1	1	1	1	1	1					
21	Z511201	Casquillo roscado 5/8"	Threaded bush 5/8"	1	1	1	1	1	1					
22	Q132041	Varilla roscada M-6x10	Threaded rod M-6x10	1	1	1	1	1	1					
23	Z511208	Tope eje accionador	Actuator spindle buffer	1	1	1	1	1	1					
24	Q307070	Junta tórica Ø12,74xØ7,5xØ2,62	"O" ring Ø12,74xØ7,5xØ20.62	1	1	1	1	1	1					
25	Z511202	Accionador aclarado izquierdo	Left rinse actuator	1	-	1	-	1	-					
25	Z511221	Accionador aclarado derecho	Right rinse actuator	-	1	-	1	-	1					
26	Z510342	Tope accionador aclarado	Rinse actuator buffer	1	1	1	1	1	1					
	Q152013	Perno soldado M-6x30	Welded bolt M-6x30	1	1	1	1	1	1				Soldado a cuba	
	Q162040	Tuerca hexagonal M-6	Hexagonal nut M-6	1	1	1	1	1	1				Contratuerca	
	Q222012	Tuerca hexagonal autoblocante M-6	Autolocking hexagonal nut M-6	1	1	1	1	1	1					
27	-	Soporte-casquillo derecho comp.	Complete right bush support.	1	-	1	-	1	-				Soldado a cuba	
27	-	Soporte-casquillo izquierdo comp.	Complete left bush support.	-	1	-	1	-	1				Soldado a cuba	
28	Z311831	Tobera preaclarado	Prerinse nozzle	16	16	16	16	16	16					
29	Z400711	Enganche tobera preaclarado	Prerinse nozzle hook	16	16	16	16	16	16					
30	Z511925	Amarre superior preaclarado "A"	Upper anchoring prerinse "A"	2	2	2	2	2	2					
	Q302022	Arandela plana Ø16xØ6x1,2	Flat washer Ø16xØ6x10.2	4	4	4	4	4	4					
	Q262040	Arandela muelle A-6	Spring washer A-6	4	4	4	4	4	4					
	Q162040	Tuerca hexagonal M-6	Hexagonal nut M-6	4	4	4	4	4	4					
31	Z511921	Árbol preaclarado completo	Complete prerinse arbour	1	1	1	1	1	1					
	Q232040	Arandela plana A-6	Flat washer A-6	2	2	2	2	2	2					
	Q262030	Arandela muelle A-5	Spring washer A-5	2	2	2	2	2	2					
	Q212031	Tuerca sombrerete M-5	Cowl nut M-5	2	2	2	2	2	2					
32	Z511926	Sujeción superior preaclarado "B"	Prerinse upper fastening "B"	1	1	1	1	1	1					
	Q232040	Arandela plana A-6	Flat washer A-6	1	1	1	1	1	1					
	Q262040	Arandela muelle A-6	Spring washer A-6	1	1	1	1	1	1					
	Q212040	Tuerca sombrerete M-6	Cowl nut M-6	1	1	1	1	1	1					

ITEM	CODIGO	DENOMINACION	TEXTO	2700 I	2700 D	4000 I	4000 D	6000 I	6000 D				NOTAS
33	Z511907	Sujeción rama inferior preaclorado	Prerinse lower branch fastening	1	1	1	1	1	1				
	Q232040	Arandela plana A-6	Flat washer A-6	1	1	1	1	1	1				
	Q262040	Arandela muelle A-6	Spring washer A-6	1	1	1	1	1	1				
	Q212040	Tuerca sombrerete M-6	Cowl nut M-6	1	1	1	1	1	1				
34	Q223108	Tuerca M-24x2,5	Nut M-24x20.5	1	1	1	1	1	1				
35	Q307063	Junta tórica Ø19,35xØ12,29xØ3,53	"O" ring Ø19,35xØ12,29xØ30.53	1	1	1	1	1	1				
36	Z281901	Pasamuros aclarado	Rinse wire protection	1	1	1	1	1	1				
37	Q307032	Arandela junta Ø32xØ21x3	Joint washer Ø32xØ21x3	1	1	1	1	1	1				
38	Q223023	Tuerca hexagonal 5/8"	Hexagonal nut 5/8"	1	1	1	1	1	1				
39	Q881336	Abrazadera 16 - 27	Clamp 16 - 27	2	2	2	2	2	2				
40	3715300	Tubo de goma Ø24xØ14x800	Rubber pipe Ø24xØ14x800	1	1	1	1	1	1				
41	Z162312	Reducción	Reduction	1	1	1	1	1	1				
42	Q881324	Abrazadera 50 - 70	Clamp 50 - 70	2	2	2	2	2	2				
43	Z162301	Conducto impulsión	Impulse pipe	1	1	1	1	1	1				
44	Z510924	Asa aliviadero preaclorado	Prerinse overflow handle	1	1	1	1	1	1				Comunicación cuba lavado-preaclorado
45	Q162050	Tuerca hexagonal M-8	Hexagonal nut M-8	1	1	1	1	1	1				Comunicación cuba lavado-preaclorado
46	Z510921	Aliviadero preaclorado soldado	Welded prerinse overflow	1	1	1	1	1	1				Comunicación cuba lavado-preaclorado
47	Z510941	Guía aliviadero preaclorado	Prerinse overflow guide	1	1	1	1	1	1				Comunicación cuba lavado-preaclorado
	Q262040	Arandela muelle A-6	Spring washer A-6	2	2	2	2	2	2				Comunicación cuba lavado-preaclorado
	Q212040	Tuerca sombrerete M-6	Cowl nut M-6	2	2	2	2	2	2				Comunicación cuba lavado-preaclorado
48	Z102104	Válvula desagüe	Drainage valve	1	1	1	1	1	1				Comunicación cuba lavado-preaclorado
49	Q307009	Arandela junta Ø70xØ48x1,5	Joint washer Ø70xØ48x10.5	1	1	1	1	1	1				Comunicación cuba lavado-preaclorado
50	Q307026	Junta especial	Special joint	1	1	1	1	1	1				Comunicación cuba lavado-preaclorado
51	Z702101	Tuerca rosca 1 1/2"	Nut thread 1 1/2"	1	1	1	1	1	1				Comunicación cuba lavado-preaclorado
52	Q307027	Arandela junta Ø45xØ35x2	Joint washer Ø45xØ35x2	1	1	1	1	1	1				Comunicación cuba lavado-preaclorado
53	Z602101	Codo desagüe	Drainage elbow	1	1	1	1	1	1				Comunicación cuba lavado-preaclorado
54	Z602102	Tuerca	Nut	1	1	1	1	1	1				Comunicación cuba lavado-preaclorado
55	Z510934	Manguera comunicación preaclar.	Prerinse connection pipe	1	1	1	1	1	1				Comunicación cuba lavado-preaclorado
56	Z310932	Codo empalme	Elbow joint	1	1	1	1	1	1				Comunicación cuba lavado-preaclorado



MOD.

LAVAVAJILLAS DE CINTA

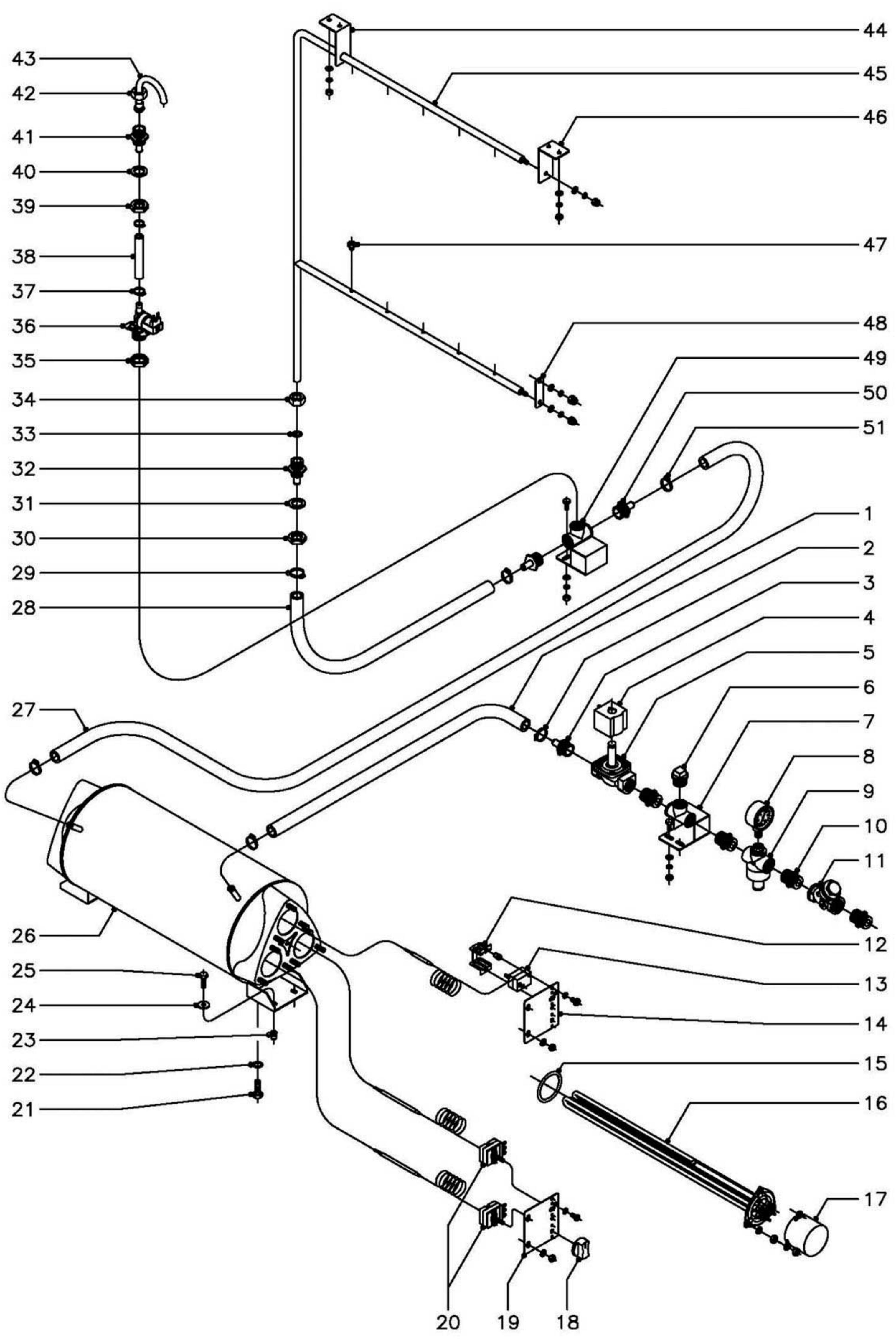
ZONA

MODULO DE PREACLARADO (Niveles y calentamiento)

PLANO

C-1552

ITEM	CODIGO	DENOMINACION	TEXTO	2700 I	2700 D	4000 I	4000 D	6000 I	6000 D					NOTAS
1	Z313006	Presostato simple	Simple pressostat	1	1	1	1	1	1					
2	P503068	Soporte presostato	Pressostat support	1	1	1	1	1	1					
3	Q082032	Tomillo alomado BZ-3,5x9,5	Curved screw BZ-3.5x90.5	1	1	1	1	1	1					
4	Q232040	Arandela plana A-6	Flat washer A-6	1	1	1	1	1	1					
5	Q162040	Tuerca hexagonal M-6	Hexagonal nut M-6	1	1	1	1	1	1					
6	P102154	Brida elástica	Elastic yoke	2	2	2	2	2	2					
7	3702400	Tubo de goma Ø 8x4x130	Rubber pipe Ø 8x4x130	1	1	1	1	1	1					
8	Z203012	Empalme presostato	Pressostat joint	1	1	1	1	1	1					
9	Q307003	Junta tórica Ø16,01xØ10,77xØ2,62	"O" ring Ø16,01xØ10,77xØ20,62	1	1	1	1	1	1					
10	Z203013	Tomillo presostato	Pressostat screw	1	1	1	1	1	1					
11	Q307003	Junta tórica Ø16,01xØ10,77xØ2,62	"O" ring Ø16,01xØ10,77xØ20,62	2	2	2	2	2	2					
12	Z203011	Cámara presostato	Pressostat chamber	1	1	1	1	1	1					
13	Q152024	Tomillo avellanado M-4x8	Countersunk screw M-4x8	2	2	2	2	2	2					
14	Q242020	Arandela abanico A-4	Fan shaped washer A-4	2	2	2	2	2	2					
15	Z850111	Soporte termostato	Thermostat support	1	1	1	1	1	1					
16	Q232040	Arandela plana A-6	Flat washer A-6	2	2	2	2	2	2					
17	Q162040	Tuerca hexagonal M-6	Hexagonal nut M-6	2	2	2	2	2	2					
18	Z203014	Termostato	Thermostat	1	1	1	1	1	1					
19	Z101723	Caperuza resistencia	Resistor cap	2	2	2	2	2	2					
20	Q163140	Tuerca hexagonal M-6 LATÓN	Brass hexagonal nut M-6	12	12	12	12	12	12					
21	Q262040	Arandela muelle A-6	Spring washer A-6	6	6	6	6	6	6					
22	Z313601	Resistencia 230 V., 5.000 W.	Resistance 230 V., 5,000 W.	2	2	2	2	2	2					Preaclarado
23	Q307044	Junta tórica Ø67,18xØ56,52xØ5,30	"O" ring Ø67,18xØ56,52xØ50,30	2	2	2	2	2	2					



MOD.

LAVAVAJILLAS DE CINTA

ZONA

PARTE FUNCIONAL ACLARADO "FI"

PLANO

C-1553

ITEM	CODIGO	DENOMINACION	TEXTO	FI-2700	FI-4000	FI-6000								NOTAS
1	3715300	Tubo de goma Ø24xØ14x800	Rubber pipe Ø24xØ14x800	1	1	1								
2	Q881336	Abrazadera 27 - 16	Clamp 27 - 16	2	2	2								
3	Z316419	Empalme 3/4"	Joint 3/4"	1	1	1								
4	Z102323	Bobina para electroválvula	Coil for electrovalve	1	1	1								
5	Z102305	Electrovalvula 3/4"	Electrovalve 3/4"	1	1	1								
6	Z311103	Tapón 3/4"	Lid 3/4"	1	1	1								
7	Z311101	Te-soporte completo	Complete T support	1	1	1								
	Q012042	Tornillo hexagonal M-6x15	Hexagonal screw M-6x15	2	2	2								
	Q302022	Arandela plana Ø16xØ6x1,2	Flat washer Ø16xØ6x10.2	2	2	2								
	Q262040	Arandela muelle A-6	Spring washer A-6	2	2	2								
	Q162040	Tuerca hexagonal M-6	Hexagonal nut M-6	2	2	2								
8	Z102316	Manómetro	Pressure gauge	1	1	1								
9	Z102307	Reductor de presión	Pressure reducer	1	1	1								
10	Z102301	Manguito 3/4"	Socket 3/4"	4	4	4								
11	Z102308	Filtro 3/4"	Filter 3/4"	1	1	1								
12	Z203060	Amarre limitador Tecasa	Tecasa limiter anchoring	1	1	1								
	Q221341	Remache hexagonal M-4	Hexagonal rivet M-4	2	2	2								
	Q152024	Tornillo avellanado M-4x8	Countersunk screw M-4x8	2	2	2								
13	Z213014	Termostato limitador Tecasa	Tecasa limiter thermostat	1	1	1								
14	Z273037	Soporte termostatos	Thermostat supports	1	1	1								
	Q302022	Arandela plana Ø16xØ6x1,2	Flat washer Ø16xØ6x10.2	2	2	2								
	Q162040	Tuerca hexagonal M-6	Hexagonal nut M-6	2	2	2								
15	Q307044	Junta tórica Ø67,18xØ56,52x5,3	O" ring Ø67,18xØ56,52xØ500.3	3	3	3								
16	Z129502	Resistencia 230 V., 12.000 W.	Resistance 230 V., 12,000 W.	3	3	3								
17	Z101723	Caperuza resistencia	Resistor cap	3	3	3								
	Q262040	Arandela muelle A-6	Spring washer A-6	9	9	9								
	Q163140	Tuerca hexagonal M-6 latón	Brass hexagonal nut M-6	18	18	18								
18	R663062	Botón de mando completo	Complete control button	1	1	1								
19	Z273037	Soporte termostatos	Thermostat support	1	1	1								

MOD.	LAVAVAJILLAS DE CINTA		ZONA	PARTE FUNCIONAL ACLARADO "FI"						PLANO	C-1553
ITEM	CODIGO	DENOMINACION	TEXTO	FI-2700	FI-4000	FI-6000					NOTAS
	Q302022	Arandela plana Ø16xØ6x1.2	Flat washer Ø16xØ6x10.2	2	2	2					
	Q162040	Tuerca hexagonal M-6	Hexagonal nut M-6	2	2	2					
20	Z203014	Termostato calderin	Wash drum thermostat	2	2	2					
	Q152024	Tomillo avellanado M-4x8	Countersunk screw M-4x8	2	2	2					
21	Q012063	Tomillo hexagonal M-10x20	Hexagonal screw M-10x20	1	1	1					Tapon desagüe calderin
22	Q307048	Junta tórica Ø16,18xØ9,12xØ3,53	"O" ring Ø16,18xØ9,12xØ30.53	1	1	1					Tapon desagüe calderin
23	Q221343	Remache hexagonal M-6	Hexagonal rivet M-6	4	4	4					
24	Q302022	Arandela plana Ø16xØ6x1.2	Flat washer Ø16xØ6x10.2	4	4	4					
25	Q012042	Tomillo hexagonal M-6x15	Hexagonal screw M-6x15	4	4	4					
26	Z316426	Cuerpo calderin completo	Complete wash drum body	1	1	1					
27	3715300	Tubo de goma Ø24xØ14x1.100	Rubber pipe Ø24xØ14x1.100	1	1	1					
28	3715300	Tubo de goma Ø24xØ14x1.100	Rubber pipe Ø24xØ14x1.100	1	1	1					
29	Q881336	Abrazadera 27 - 16	Clamp 27 - 16	2	2	2					
30	Q223023	Tuerca hexagonal 5/8"	Hexagonal nut 5/8"	1	1	1					
31	Q307032	Arandela junta Ø32xØ21x3	Joint washer Ø32xØ21x3	1	1	1					
32	Z281901	Pasamuros aclarado	Rinse wire protection	1	1	1					
33	Q307063	Junta tórica Ø19,35xØ12,29xØ3,53	"O" ring Ø19,35xØ12,29xØ30.53	1	1	1					
34	Q223108	Tuerca M-24x2,5	Nut M-24x20.5	1	1	1					
35	Q221324	Tuerca hexagonal 3/4" gas	Hexagonal nut 3/4" gas	1	1	1					
36	Z701135	Electroválvula entrada agua simple	Simple water inlet electrovalve	1	1	1					
37	Q881302	Abrazadera 12 - 20	Clamp 12 - 20	2	2	2					
38	3676900	Tubo de goma Ø17xØ10x1.700	Rubber pipe Ø17xØ10x1.700	1	1	1					
39	Q223023	Tuerca hexagonal 5/8"	Hexagonal nut 5/8"	1	1	1					En modulo de lavado
40	Q307032	Arandela junta Ø32xØ21x3	Joint washer Ø32xØ21x3	1	1	1					En modulo de lavado
41	Z821910	Pasamuros conducto llenado	Filling pipe wire protection	1	1	1					En modulo de lavado
42	Q223106	Tuerca unión conducto	Pipe nut joint	1	1	1					En modulo de lavado
43	Z331101	Conducto de llenado	Filling pipe	1	1	1					En modulo de lavado
44	Z511905	Amarre superior aclarado "A"	Upper anchoring rinse "A"	1	1	1					
	Q302022	Arandela plana Ø16xØ6x1.2	Flat washer Ø16xØ6x10.2	2	2	2					

MOD.

LAVAVAJILLAS DE CINTA

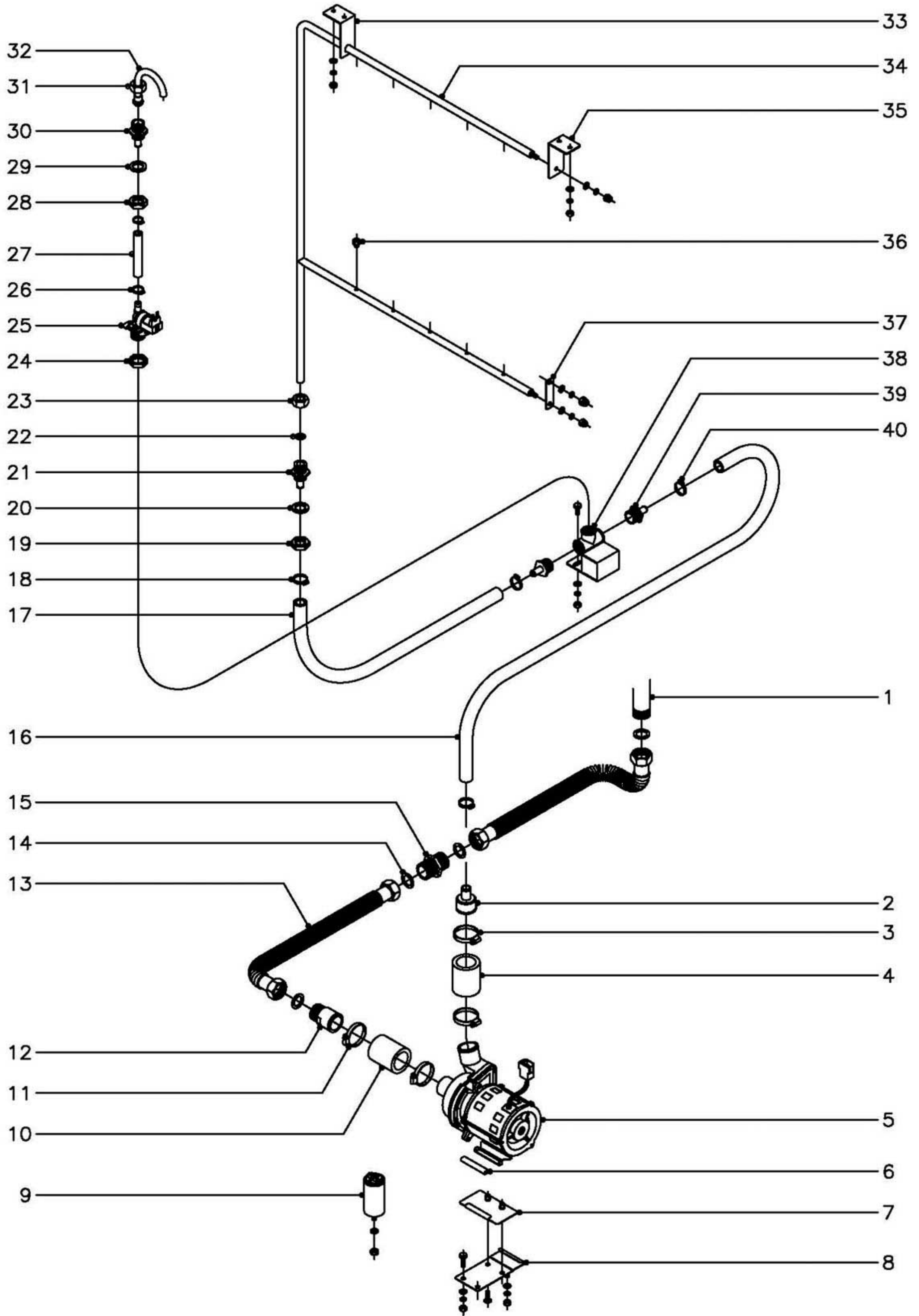
ZONA

PARTE FUNCIONAL ACLARADO "FI"

PLANO

C-1553

ITEM	CODIGO	DENOMINACION	TEXTO	FI-2700	FI-4000	FI-6000								NOTAS
	Q262040	Arandela muelle A-6	Spring washer A-6	2	2	2								
	Q162040	Tuerca hexagonal M-6	Hexagonal nut M-6	2	2	2								
45	Z511901	Árbol aclarado completo	Complete rinse arbour	1	1	1								
	Q232040	Arandela plana A-6	Flat washer A-6	2	2	2								
	Q262030	Arandela muelle A-5	Spring washer A-5	2	2	2								
	Q212031	Tuerca sombrerete M-5	Cowl nut M-5	2	2	2								
46	Z511906	Amarre superior aclarado "B"	Upper anchoring rinse "B"	1	1	1								
	Q302022	Arandela plana Ø16xØ6x1,2	Flat washer Ø16xØ6x10.2	2	2	2								
	Q262040	Arandela muelle A-6	Spring washer A-6	2	2	2								
	Q162040	Tuerca hexagonal M-6	Hexagonal nut M-6	2	2	2								
47	Z211903	Tobera de aclarado	Rinse nozzle	10	10	10								
48	Z511907	Sujeción rama inferior aclarado	Rinse lower branch fastening	1	1	1								
	Q232040	Arandela plana A-6	Flat washer A-6	1	1	1								
	Q262040	Arandela muelle A-6	Spring washer A-6	1	1	1								
	Q212040	Tuerca sombrerete M-6	Cowl nut M-6	1	1	1								
49	Z311101	Te-soporte completo	Complete T support	1	1	1								
	Q012042	Tornillo hexagonal M-6x15	Hexagonal screw M-6x15	2	2	2								
	Q302022	Arandela plana Ø16xØ6x1,2	Flat washer Ø16xØ6x10.2	2	2	2								
	Q262040	Arandela muelle A-6	Spring washer A-6	2	2	2								
	Q162040	Tuerca hexagonal M-6	Hexagonal nut M-6	2	2	2								
50	Z316419	Empalme 3/4"	Joint 3/4"	2	2	2								
51	Q881336	Abrazadera 27 - 16	Clamp 27 - 16	2	2	2								



N plano
C-1554

Firma

Fecha
7-2004

Aparato LAVAVAJILLAS DE CINTA (ECO)
PARTE FUNCIONAL ACLARADO

Lamina
10

Fagor Industrial S.Coop. **FAGOR**
Ofite

ITEM	CODIGO	DENOMINACION	TEXTO	ECO-2700	ECO-4000	ECO-6000								NOTAS
1	-	Salida de generador agua caliente	Hot water generator outlet	1	1	1								
2	Z162312	Reducción	Reduction	1	1	1								
3	Q881324	Abrazadera 50 - 70	Clamp 50 - 70	2	2	2								
4	Z162301	Conducto aspiración - impulsión	Extractor pipe - impulse	1	1	1								
5	Z401001	Motobomba de aclarado	Rinse motor pump	1	1	1								
6	Z401007	Perfil soporte motobomba	Motor pump support profile	2	2	2								
7	Z162313	Amarre motobomba completo	Complete motor pump anchoring	1	1	1								
	Q152004	Tomillo aplastado M-5x13	Screw M-5x13	2	2	2								
8	Z162315	Soporte motobomba completo	Complete motor pump support	1	1	1								
	Q012042	Tomillo hexagonal M-6x15	Hexagonal screw M-6x15	2	2	2								
	Q302022	Arandela plana Ø16xØ6x1,2	Flat washer Ø16xØ6x10.2	5	5	5								
	Q262040	Arandela muelle A-6	Spring washer A-6	3	3	3								
	Q162040	Tuerca hexagonal M-6	Hexagonal nut M-6	3	3	3								
9	V817100	Condensador 6 Mf.	Condensor 6 Mf.	1	1	1								
	Q261050	Arandela muelle A-8	Spring washer A-8	1	1	1								
	Q162050	Tuerca hexagonal M-8	Hexagonal nut M-8	1	1	1								
10	Z162301	Conducto aspiración - impulsión	Extractor pipe - impulse	1	1	1								
11	Q881324	Abrazadera 50 - 70	Clamp 50 - 70	2	2	2								
12	Z701102	Manguito	Socket	1	1	1								
13	Z951101	Tubería flexible L=1.000	Flexible tube L=1,000	3	3	3								
14	Q306038	Arandela junta Ø31xØ21x1,5	Joint washer Ø31xØ21x10.5	6	6	6								
15	Z162306	Manguito doble 1"	Double socket 1"	2	2	2								
16	3715300	Tubo de goma Ø24xØ14x1300	Rubber pipe Ø24xØ14x1300	1	1	1								
17	3715300	Tubo de goma Ø24xØ14x1300	Rubber pipe Ø24xØ14x1300	1	1	1								
18	Q881336	Abrazadera 16 - 27	Clamp 16 - 27	2	2	2								
19	Q223023	Tuerca hexagonal 5/8"	Hexagonal nut 5/8"	1	1	1								
20	Q307032	Arandela junta Ø32xØ21x3	Joint washer Ø32xØ21x3	1	1	1								
21	Z281901	Pasamuros aclarado	Rinse wire protection	1	1	1								
22	Q307063	Junta tórica Ø19,35xØ12,29xØ3,53	"O" ring Ø19,35xØ12,29xØ30.53	1	1	1								

MOD.

LAVAVAJILLAS DE CINTA

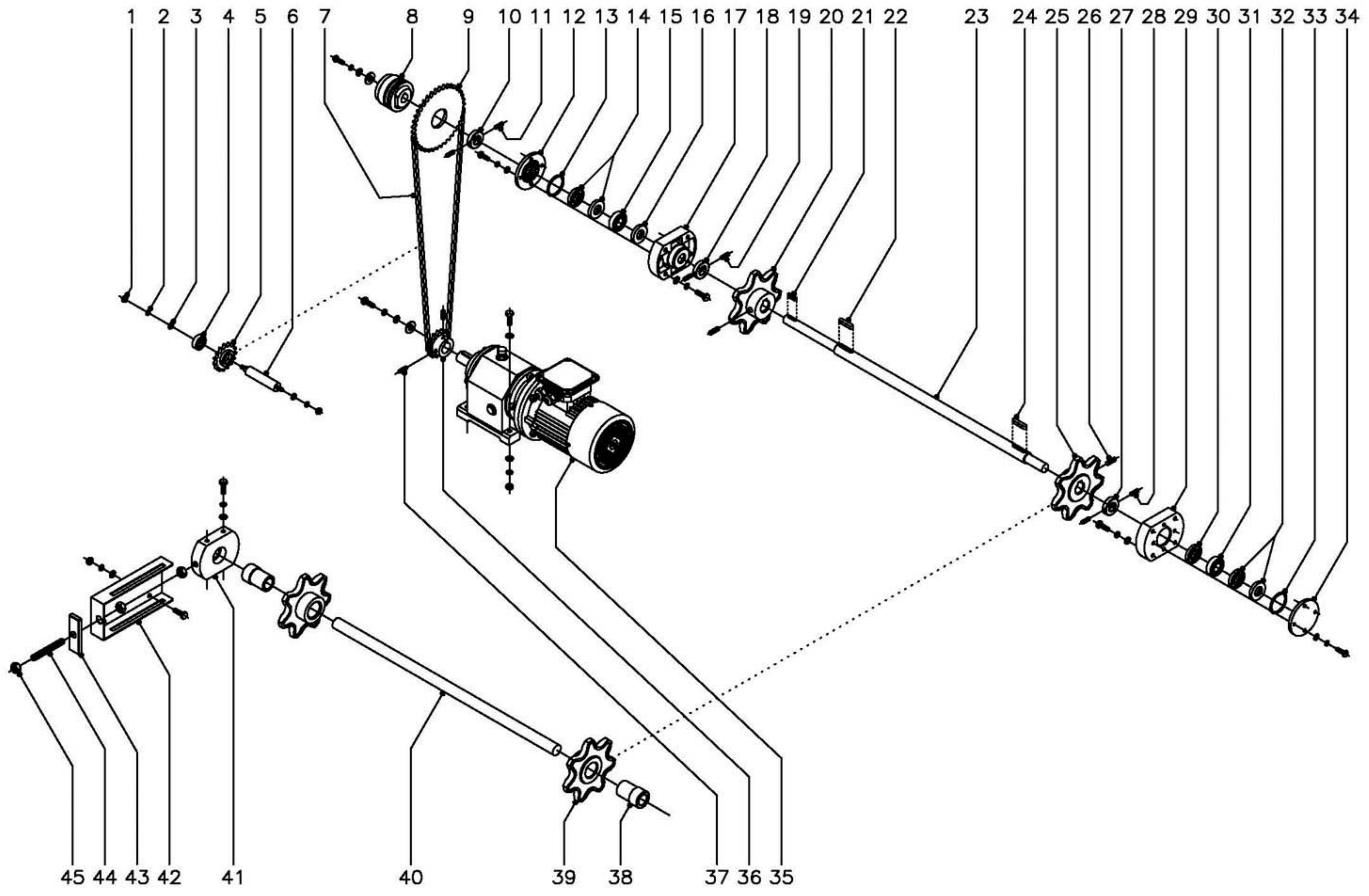
ZONA

PARTE FUNCIONAL ACLARADO "ECO"

PLANO

C-1554

ITEM	CODIGO	DENOMINACION	TEXTO	ECO-2700	ECO-4000	ECO-6000							NOTAS
23	Q223108	Tuerca M-24x2,5	Nut M-24x20.5	1	1	1							
24	Q221324	Tuerca hexagonal 3/4" gas	Hexagonal nut 3/4" gas	1	1	1							
25	Z701135	Electrovalvula entrada agua simple	Simple water inlet electrovalve	1	1	1							
26	Q881302	Abrazadera 12 - 20	Clamp 12 - 20	2	2	2							
27	3676900	Tubo de goma Ø17xØ10x1.700	Rubber pipe Ø17xØ10x1.700	1	1	1							
28	Q223023	Tuerca hexagonal 5/8"	Hexagonal nut 5/8"	1	1	1							En modulo de lavado
29	Q307032	Arandela junta Ø32xØ21x3	Joint washer Ø32xØ21x3	1	1	1							En modulo de lavado
30	Z821910	Pasamuros conducto llenado	Filling pipe wire protection	1	1	1							En modulo de lavado
31	Q223106	Tuerca unión conducto	Pipe nut joint	1	1	1							En modulo de lavado
32	Z331101	Conducto de llenado	Filling pipe	1	1	1							En modulo de lavado
33	Z511905	Amarre superior aclarado "A"	Upper anchoring rinse "A"	1	1	1							
	Q302022	Arandela plana Ø16xØ6x1,2	Flat washer Ø16xØ6x10.2	2	2	2							
	Q262040	Arandela muelle A-6	Spring washer A-6	2	2	2							
	Q162040	Tuerca hexagonal M-6	Hexagonal nut M-6	2	2	2							
34	Z511901	Árbol aclarado completo	Complete rinse arbour	1	1	1							
	Q232040	Arandela plana A-6	Flat washer A-6	2	2	2							
	Q262030	Arandela muelle A-5	Spring washer A-5	2	2	2							
	Q212031	Tuerca sombrerete M-5	Cowl nut M-5	2	2	2							
35	Z511906	Amarre superior aclarado "B"	Upper anchoring rinse "B"	1	1	1							
	Q302022	Arandela plana Ø16xØ6x1,2	Flat washer Ø16xØ6x10.2	2	2	2							
	Q262040	Arandela muelle A-6	Spring washer A-6	2	2	2							
	Q162040	Tuerca hexagonal M-6	Hexagonal nut M-6	2	2	2							
36	Z211903	Tobera de aclarado	Rinse nozzle	10	10	10							
37	Z511907	Sujeción rama inferior aclarado	Rinse lower branch fastening	1	1	1							
	Q232040	Arandela plana A-6	Flat washer A-6	1	1	1							
	Q262040	Arandela muelle A-6	Spring washer A-6	1	1	1							
	Q212040	Tuerca sombrerete M-6	Cowl nut M-6	1	1	1							
38	Z311101	Te-soporte completo	Complete T support	1	1	1							
	Q012042	Tornillo hexagonal M-6x15	Hexagonal screw M-6x15	2	2	2							



N plano C-1555	Firma 	Fecha 7-2004	Aparato LAVAVAJILLAS DE CINTA SISTEMA DE ARRASTRE	Lamina 11	Fagor Industrial S.Coop. FAGOR  Oñate
-------------------	--	-----------------	---	--------------	--

MOD.

LAVAVAJILLAS DE CINTA

ZONA

SISTEMA DE ARRASTRE

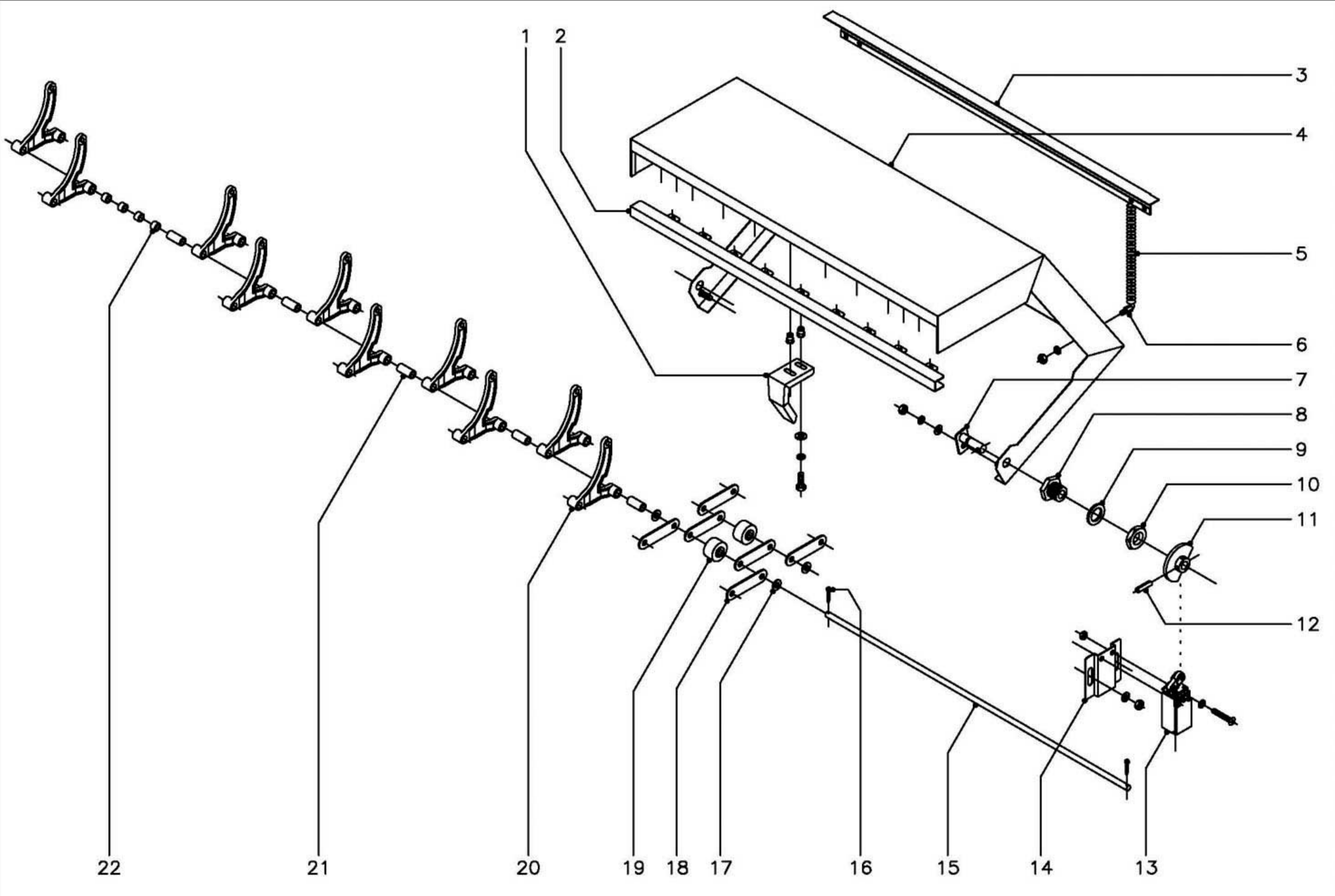
PLANO

C-1555

ITEM	CODIGO	DENOMINACION	TEXTO	2700	4000	6000							NOTAS
1	Q222012	Tuerca hexagonal autoblocante M-6	Autolocking hexagonal nut M-6	1	1	1							
2	Q262040	Arandela muelle A-6	Spring washer A-6	1	1	1							
3	Q302022	Arandela plana Ø16xØ6x1,2	Flat washer Ø16xØ6x10.2	1	1	1							
4	Z515007	Rodamiento 6201 - 2Z	Bearing 6201 - 2Z	1	1	1							
5	Z515006	Piñón tensor cadena (Z=13)	Chain turnbuckle pinion (Z=13)	1	1	1							
6	Z515005	Eje piñón tensor	Turnbuckle pinion spindle	1	1	1							
	Q232050	Arandela plana A-8	Flat washer A-8	1	1	1							Amarre eje a armazon
	Q262050	Arandela muelle A-8	Spring washer A-8	1	1	1							Amarre eje a armazon
	Q162050	Tuerca hexagonal M-8x1	Hexagonal nut M-8x1	1	1	1							Amarre eje a armazon
7	Z275008	Cadena Iris 12,7x7,95x730	Iris chain 12.7x7.95x730	1	1	1							
	Z105012	Enganche extremos cadena	Chain end hook	1	1	1							
8	Z105008	Limitador de par LS-70	Torque limiter LS-70	1	1	1							
	Q012042	Tornillo hexagonal M-6x15	Hexagonal screw M-6x15	1	1	1							Amarre limitador de par
	Q262040	Arandela muelle A-6	Spring washer A-6	1	1	1							Amarre limitador de par
	Q232040	Arandela plana A-6	Flat washer A-6	1	1	1							Amarre limitador de par
	Q301010	Arandela plana Ø27xØ12,5x2,5	Flat washer Ø27xØ12.5x20.5	1	1	1							Amarre limitador de par
9	Z515008	Corona 2700 (Z=50)	Annulus 2700 (Z=50)	1	-	-							
9	Z535008	Corona 4000 (Z=36)	Annulus 4000 (Z=36)	-	1	-							
9	Z555008	Corona 6000 (Z=25)	Annulus 6000 (Z=25)	-	-	1							
10	Z515024	Tope rueda motriz	Driver buffer	1	1	1							
11	Q132002	Varilla roscada M-5x16	Threaded rod M-5x16	2	2	2							
12	Z515016	Cubierta posterior rodamientos	Bearings rear cover	1	1	1							
	Q012042	Tornillo hexagonal M-6x15	Hexagonal screw M-6x15	4	4	4							Amarre cubierta
	Q262040	Arandela muelle A-6	Spring washer A-6	4	4	4							Amarre cubierta
	Q232040	Arandela plana A-6	Flat washer A-6	4	4	4							Amarre cubierta
13	Q307071	Junta tórica Ø51,1xØ44,04xØ3,53	"O" ring Ø51.1xØ44.04xØ30.53	1	1	1							
14	Z515015	Reten Ø42xØ20x7	Retainer Ø42xØ20x7	2	2	2							
15	Z515014	Rodamiento 6004 - 2RS	Bearing 6004 - 2RS	1	1	1							
16	Z515015	Reten Ø42xØ20x7	Retainer Ø42xØ20x7	1	1	1							

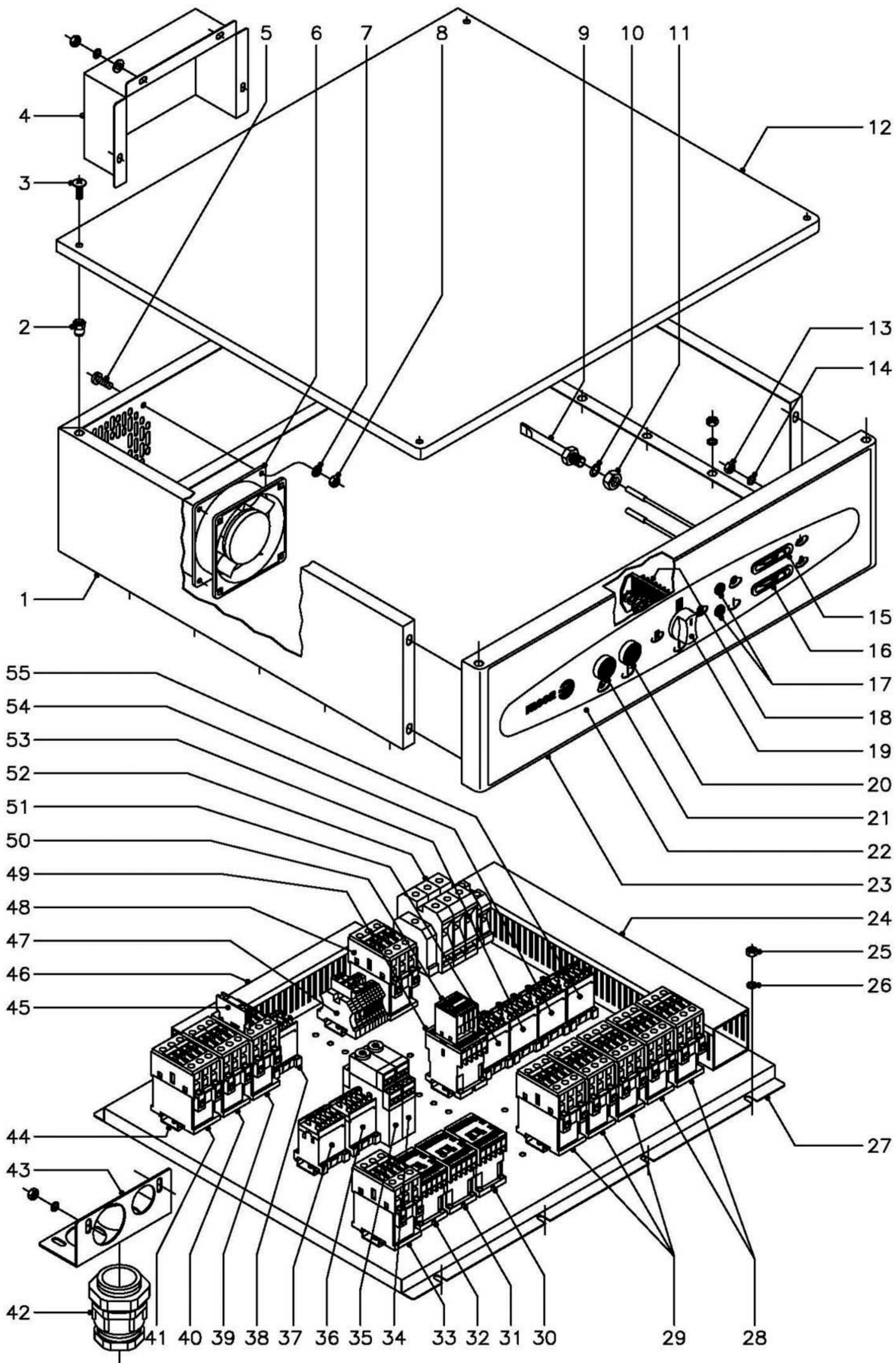
MOD.	LAVAVAJILLAS DE CINTA		ZONA	SISTEMA DE ARRASTRE							PLANO	C-1555
ITEM	CODIGO	DENOMINACION	TEXTO	2700	4000	6000						NOTAS
17	Z515013	Soporte rodamiento	Bearing support	1	1	1						
	Q012053	Tornillo hexagonal M-8x20	Hexagonal screw M-8x20	4	4	4						
	Q262050	Arandela muelle A-8	Spring washer A-8	4	4	4						
	Q232050	Arandela plana A-8	Flat washer A-8	4	4	4						
18	Z515024	Tope rueda motriz	Driver buffer	1	1	1						
19	Q132002	Varilla roscada M-5x16	Threaded rod M-5x16	2	2	2						
20	Z515021	Rueda motriz completa	Complete driver	1	1	1						
	Q132001	Varilla roscada M-8x16	Threaded rod M-8x16	1	1	1						
21	Z105014	Chaveta 25x6x6	Key 25x6x6	1	1	1						
22	Z515012	Chaveta 40x8x7	Key 40x8x7	1	1	1						
23	Z515011	Eje motriz	Driving pin	1	1	1						
24	Z515012	Chaveta 40x8x7	Key 40x8x7	1	1	1						
25	Z515021	Rueda motriz completa	Complete driver	1	1	1						
26	Q132001	Varilla roscada M-8x16	Threaded rod M-8x16	1	1	1						
27	Z515024	Tope rueda motriz	Driver buffer	1	1	1						
28	Q132002	Varilla roscada M-5x16	Threaded rod M-5x16	2	2	2						
29	Z515013	Soporte rodamiento	Bearing support	1	1	1						
	Q012053	Tornillo hexagonal M-8x20	Hexagonal screw M-8x20	4	4	4						
	Q262050	Arandela muelle A-8	Spring washer A-8	4	4	4						
	Q232050	Arandela plana A-8	Flat washer A-8	4	4	4						
30	Z515015	Reten Ø42xØ20x7	Retainer Ø42xØ20x7	1	1	1						
31	Z515014	Rodamiento 6004 - 2RS	Bearing 6004 - 2RS	1	1	1						
32	Z515015	Reten Ø42xØ20x7	Retainer Ø42xØ20x7	2	2	2						
33	Q307071	Junta tórica Ø51,1xØ44,04xØ3,53	"O" ring Ø51,1xØ44,04xØ30.53	1	1	1						
34	Z515018	Cubierta anterior rodamientos	Bearings front cover	1	1	1						
	Q012042	Tornillo hexagonal M-6x15	Hexagonal screw M-6x15	4	4	4						Amarre cubierta
	Q262040	Arandela muelle A-6	Spring washer A-6	4	4	4						Amarre cubierta
	Q232040	Arandela plana A-6	Flat washer A-6	4	4	4						Amarre cubierta
35	Z515001	Motorreductor	Geared motor	1	1	1						

MOD.		LAVAVAJILLAS DE CINTA		ZONA		SISTEMA DE ARRASTRE						PLANO		C-1555	
ITEM	CODIGO	DENOMINACION	TEXTO	2700	4000	6000								NOTAS	
	Q012055	Tornillo hexagonal M-8x30	Hexagonal screw M-8x30	4	4	4								Amarre motorreductor	
	Q232050	Arandela plana A-8	Flat washer A-8	8	8	8								Amarre motorreductor	
	Q262050	Arandela muelle A-8	Spring washer A-8	4	4	4								Amarre motorreductor	
	Q162050	Tuerca hexagonal M-8x1	Hexagonal nut M-8x1	4	4	4								Amarre motorreductor	
36	Z515002	Piñón motorreductor (Z=15)	Geared motor pinion (Z=15)	1	1	1									
	Q012052	Tornillo hexagonal M-8x15	Hexagonal screw M-8x15	1	1	1								Sujecion piñon a motorreductor	
	Q262050	Arandela muelle A-8	Spring washer A-8	1	1	1								Sujecion piñon a motorreductor	
	Q232050	Arandela plana A-8	Flat washer A-8	1	1	1								Sujecion piñon a motorreductor	
	Q301010	Arandela plana Ø27xØ12,5x2,5	Flat washer Ø27xØ12,5x20.5	1	1	1								Sujecion piñon a motorreductor	
37	Q132041	Varilla roscada M-6x10	Threaded rod M-6x10	2	2	2									
38	Z515036	Casquillo eje auxiliar	Auxiliary spindle socket	2	2	2									
39	Z515033	Rueda auxiliar completa	Complete auxiliary wheel	2	2	2									
40	Z515032	Eje auxiliar	Auxiliary spindle	1	1	1									
41	Z515031	Tensor	Turnbuckle	2	2	2									
	Q012052	Tornillo hexagonal M-8x15	Hexagonal screw M-8x15	8	8	8								Bloqueo tensor	
	Q262050	Arandela muelle A-8	Spring washer A-8	8	8	8								Bloqueo tensor	
	Q232050	Arandela plana A-8	Flat washer A-8	8	8	8								Bloqueo tensor	
42	Z510438	Soporte tensor	Turnbuckle support	2	2	2									
	Q012052	Tornillo hexagonal M-8x15	Hexagonal screw M-8x15	8	8	8								Amarre soporte a amazon	
	Q232050	Arandela plana A-8	Flat washer A-8	8	8	8								Amarre soporte a amazon	
	Q262050	Arandela muelle A-8	Spring washer A-8	8	8	8								Amarre soporte a amazon	
	Q162050	Tuerca hexagonal M-8x1	Hexagonal nut M-8x1	8	8	8								Amarre soporte a amazon	
43	Z510439	Calzo tensor	Turnbuckle wedge	2	2	2									
44	Z510437	Espárrago roscado M-12x90	Threaded stud-bolt M-12x90	2	2	2									
45	Q162070	Tuerca hexagonal M-12	Hexagonal nut M-12	6	6	6									



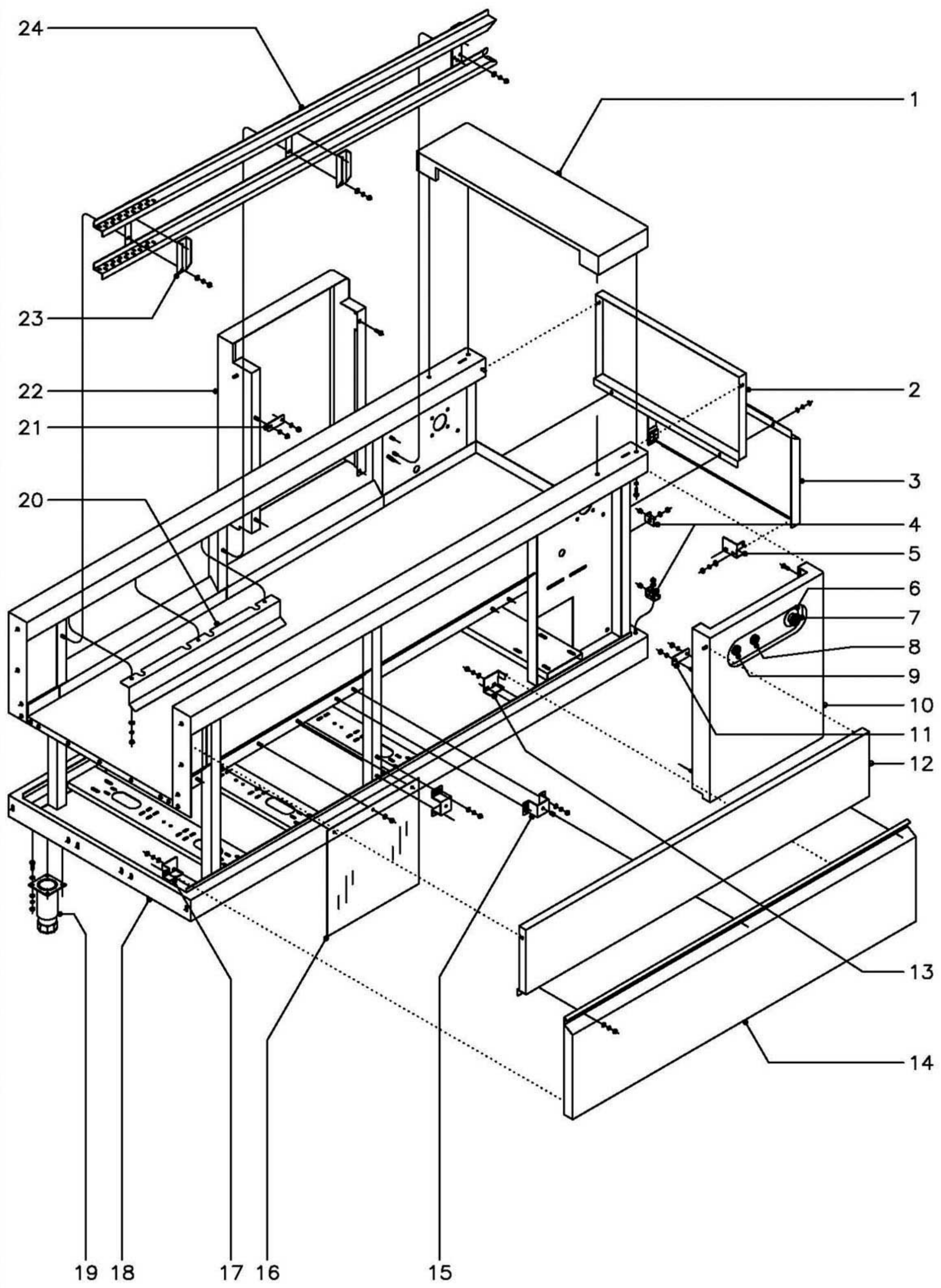
N plano	Firma	Fecha	Aparato	Lamina	Fagor Industrial S.Coop. FAGOR
C-1556		7-2004	LAVAVAJILLAS DE CINTA CINTA Y TOPE PLATOS	12	Ofate

MOD.		LAVAVAJILLAS DE CINTA		ZONA		CINTA Y TOPE PLATOS						PLANO		C-1556	
ITEM	CODIGO	DENOMINACION	TEXTO	2700	4000	6000								NOTAS	
1	Z512946	Suplemento tope platos	Plate buffer supplement	9	9	9									
	Q012031	Tornillo hexagonal M-5x10	Hexagonal screw M-5x10	18	18	18									
	Q262030	Arandela muelle A-5	Spring washer A-5	18	18	18									
	Q302022	Arandela plana Ø16xØ6x1,2	Flat washer Ø16xØ6x10.2	18	18	18									
2	Z512945	Soporte suplemento tope platos	Extra plate buffer support	1	1	1									
	Q221342	Remache hexagonal M-5	Hexagonal rivet M-5	18	18	18									
3	Z512944	Amarre resorte	Spring anchoring	1	1	1								Soldado a tapa tope platos	
4	Z512937	Tope platos completo	Complete plate buffer	1	1	1									
5	Z512955	Resorte tope platos	Plate buffer spring	2	2	2									
6	Z512954	Sujeción resorte	Spring support	2	2	2									
	Q262030	Arandela muelle A-5	Spring washer A-5	2	2	2									
	Q162030	Tuerca hexagonal M-5	Hexagonal nut M-5	2	2	2									
7	Z512951	Eje tope platos soldado	Welded plate buffer spindle	2	2	2									
	Q302022	Arandela plana Ø16xØ6x1,2	Flat washer Ø16xØ6x10.2	2	2	2									
	Q262040	Arandela muelle A-6	Spring washer A-6	2	2	2									
	Q162040	Tuerca hexagonal M-6	Hexagonal nut M-6	2	2	2									
8	Z511201	Casquillo roscado 5/8"	Threaded bush 5/8"	2	2	2									
9	Q307032	Arandela junta Ø32xØ21x3	Joint washer Ø32xØ21x3	2	2	2									
10	Q223023	Tuerca hexagonal 5/8"	Hexagonal nut 5/8"	2	2	2									
11	Z511209	Leva	Cam	1	1	1									
12	Q371031	Manguito sujeción Ø3x20	Fastening socket Ø3x20	1	1	1									
13	Z513007	Final de carrera (Micro tope platos)	End of run (Micro plate buffer)	1	1	1									
	Q152026	Tornillo avellanado M-4x35	Countersunk screw M-4x35	2	2	2									
	Q242020	Arandela abanico A-4	Fan shaped washer A-4	2	2	2									
	Q162020	Tuerca hexagonal M-4	Hexagonal nut M-4	2	2	2									
14	Z511231	Soporte micro aclarado	Micro rinse support	1	1	1									
	Q232040	Arandela plana A-6	Flat washer A-6	2	2	2									
	Q222012	Tuerca hexagonal autoblocante M-6	Autolocking hexagonal nut M-6	2	2	2									
15	Z515039	Eje cinta	Belt spindle	147	177	207									



ITEM	CODIGO	DENOMINACION	TEXTO	FI-2700	FI-4000	FI-6000	ECO-2700	ECO-4000	ECO-6000				NOTAS
1	Z513012	Cubierta cuadro eléctrico completo	Complete switchboard cover	1	1	1	1	1	1				
	Q262040	Arandela muelle A-6	Spring washer A-6	12	12	12	12	12	12				
	Q162040	Tuerca hexagonal M-6	Hexagonal nut M-6	12	12	12	12	12	12				
2	Q221343	Remache hexagonal M-6	Hexagonal rivet M-6	4	4	4	4	4	4				
3	Q152017	Tornillo amarre M-6x13	Anchoring screw M-6x13	4	4	4	4	4	4				
4	Z513017	Posterior cuadro eléctrico	Switchboard rear	1	1	1	1	1	1				
	Q302022	Arandela plana Ø16xØ6x1,2	Flat washer Ø16xØ6x10.2	4	4	4	4	4	4				
	Q262040	Arandela muelle A-6	Spring washer A-6	4	4	4	4	4	4				
	Q162040	Tuerca hexagonal M-6	Hexagonal nut M-6	4	4	4	4	4	4				
5	Q031322	Tornillo alomado M-4x15	Curved screw M-4x15	4	4	4	4	4	4				
6	Z103066	Ventilador 230 V., 50/60 Hz.	Ventilator 230 V., 50/60 Hz.	1	1	1	1	1	1				
7	Q242020	Arandela abanico A-4	Fan shaped washer A-4	4	4	4	4	4	4				
8	Q162020	Tuerca hexagonal M-4	Hexagonal nut M-4	4	4	4	4	4	4				
9	Z263002	Vaina para bulbo	Case for bulb	1	1	1	1	1	1				
10	Q307048	Junta tórica Ø16,18xØ9,12xØ3,53	"O" ring Ø16,18xØ9,12xØ30.53	1	1	1	1	1	1				
11	Q162070	Tuerca hexagonal M-12	Hexagonal nut M-12	1	1	1	1	1	1				
12	Z513016	Tapa cuadro eléctrico	Switchboard lid	1	1	1	1	1	1				
13	Q162040	Tuerca hexagonal M-6	Hexagonal nut M-6	4	4	4	4	4	4				
14	Q262040	Arandela muelle A-6	Spring washer A-6	4	4	4	4	4	4				
15	Z263001	Indicador analógico (cuba lavado)	Analogical indicator (wash tub)	1	1	1	1	1	1				
16	Z263001	Indicador analógico (calderín acl.)	Analogical indicator (rinse wash tub)	1	1	1	-	-	-				
17	R693056	Piloto ámbar	Amber pilot light	2	2	2	2	2	2				
18	Z273005	Conmutador de funciones	Function switch	1	1	1	1	1	1				
	Z602906	Casquillo distanciador	Spacer socket	2	2	2	2	2	2				
	Q041324	Tornillo avellanado M-4x25	Countersunk screw M-4x25	2	2	2	2	2	2				
19	R663062	Botón de mando completo	Complete control button	1	1	1	1	1	1				
20	Z513003	Pulsador verde completo	Complete green push button	1	1	1	1	1	1				
21	Z513004	Pulsador rojo completo	Complete red push button	1	1	1	1	1	1				
22	Z513010	Embelledor adhesivo	Adhesive trim	1	1	1	-	-	-				

ITEM	CODIGO	DENOMINACION	TEXTO	FI-2700	FI-4000	FI-6000	ECO-2700	ECO-4000	ECO-6000				NOTAS
22	Z523010	Embellecedor adhesivo	Adhesive trim	-	-	-	1	1	1				
23	Z513014	Frente cuadro eléctrico completo	Complete switchboard cover	1	1	1	1	1	1				
24	3715510	Canaleta unex 60x60x77 L=440	Unex channel 60x60x77 G=440	1	1	1	1	1	1				
24	3715510	Canaleta unex 60x60x77 L=470	Unex channel 60x60x77 G=470	1	1	1	1	1	1				
24	3715510	Canaleta unex 60x60x77 L=250	Unex channel 60x60x77 G=250	2	2	2	2	2	2				
25	Q162040	Tuerca hexagonal M-6	Hexagonal nut M-6	8	8	8	8	8	8				
26	Q262040	Arandela muelle A-6	Spring washer A-6	8	8	8	8	8	8				
27	Z513011	Soporte cuadro eléctrico	Switchboard support	1	1	1	1	1	1				
28	X183011	Contactador (resistencias tanque)	Contactador (tank resistors)	2	2	2	-	-	-				
29	X183011	Contactador (resistencias calderín)	Contactador (wash tub resistors)	3	3	3	3	3	3				
30	Z203050	Contactador (extractor o condensador)	Contactador (extractor or condenser)	1	1	1	1	1	1				
31	Z203050	Contactador (secado)	Contactador (dryer)	1	1	1	1	1	1				
32	Z203050	Contactador (recuperador energia)	Contactador (energy recovery)	1	1	1	1	1	1				
33	X183011	Contactador (resistencias calderín)	Contactador (wash tub resistors)	1	1	1	-	-	-				Calderin suplementario
34	Z123022	Temporizador (aclarado)	Timer (rinse)	1	1	1	1	1	1				
35	Z123022	Temporizador (secado)	Timer (dryer)	1	1	1	1	1	1				
36	Z213007	Contactador (bomba lavado 2)	Contactador (pump wash 2)	-	1	1	-	1	1				
37	Z213007	Contactador (bomba lavado 3)	Contactador (pump wash 3)	-	-	1	-	-	1				
38	Z213007	Contactador (puertas)	Contactador (doors)	1	1	1	1	1	1				
39	X183011	Contactador (resistencias secado)	Contactador (drying resistors)	1	1	1	1	1	1				
40	X183011	Contactador (resistencias tanque 2)	Contactador (tank resistors 2)	-	-	1	-	-	1				
41	X183011	Contactador (resistencias calderín)	Contactador (wash tub resistors)	1	1	1	-	-	-				Calderin suplementario
42	Z312941	Prensaestopas PG-42	Stuffing box PG-42	1	1	1	-	-	-				
42	R143010	Prensaestopas PG-36	Stuffing box PG-36	-	-	-	1	1	1				
43	Z312966	Soporte prensaestopas	Stuffing box support	1	1	1	1	1	1				
	Q262040	Arandela muelle A-6	Spring washer A-6	2	2	2	2	2	2				
	Q162040	Tuerca hexagonal M-6	Hexagonal nut M-6	2	2	2	2	2	2				
44	R693009	Guia contactor L=250	Contactador guide G=250	2	2	2	2	2	2				
44	R663055	Guia contactor L=120	Contactador guide G=120	5	5	5	5	5	5				



N plano
C-1558

Firma
[Signature]

Fecha
7-2004

Aparato
LAVAVAJILLAS DE CINTA
MODULO DE SALIDA

Lamina
14

Fagor Industrial S.Coop. **FAGOR**
Oñate

MOD.

LAVAVAJILLAS DE CINTA

ZONA

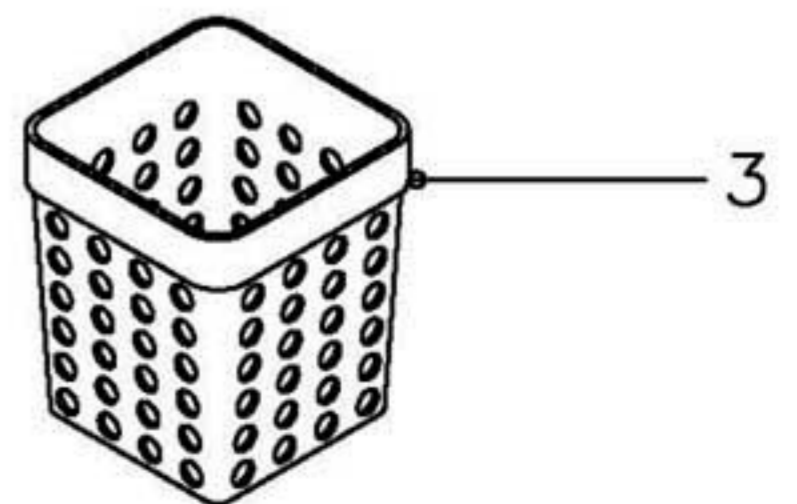
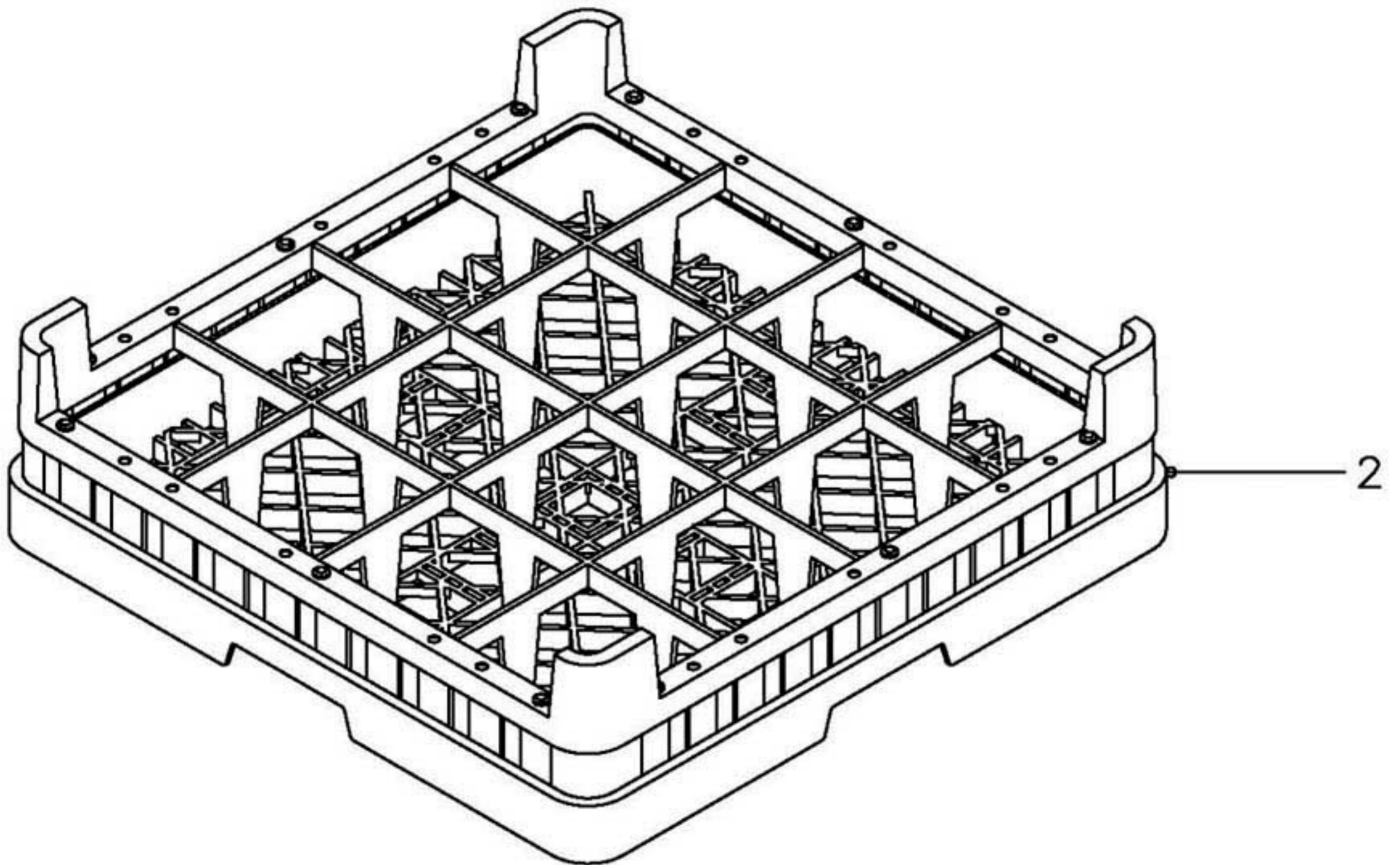
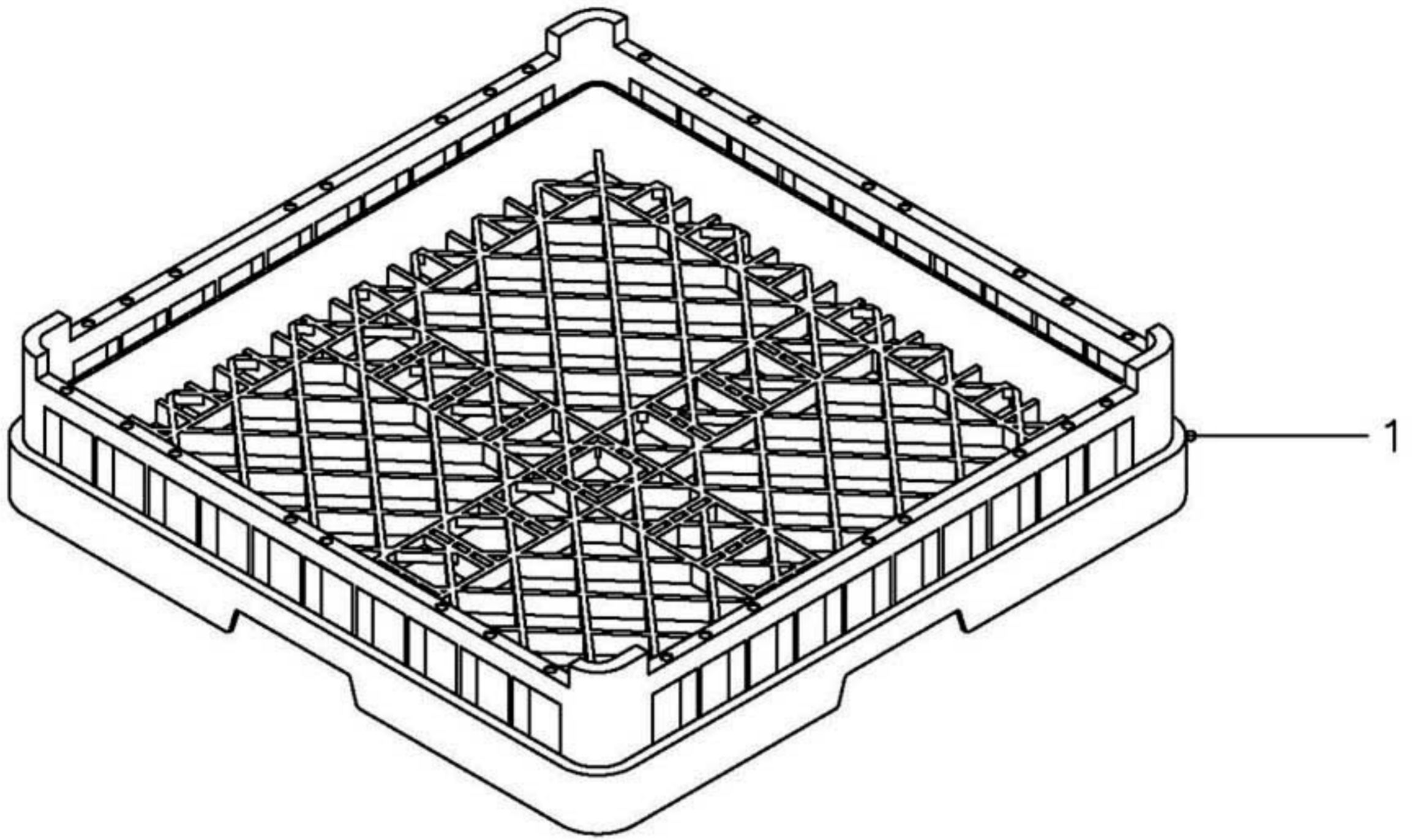
MODULO DE SALIDA

PLANO

C-1558

ITEM	CODIGO	DENOMINACION	TEXTO	2700 I	2700 D	4000 I	4000 D	6000 I	6000 D				NOTAS
1	Z512942	Tapa tope platos completa	Complete plate buffer lid	1	1	1	1	1	1				
	Q262040	Arandela muelle A-6	Spring washer A-6	4	4	4	4	4	4				
	Q012043	Tornillo hexagonal M-6x20	Hexagonal screw M-6x20	4	4	4	4	4	4				
2	Z512921	Panel lateral superior	Upper side panel	1	1	1	1	1	1				
3	Z512919	Panel lateral inferior completo	Complete lower side panel	1	1	1	1	1	1				
	Q302022	Arandela plana Ø16xØ6x1,2	Flat washer Ø16xØ6x10.2	2	2	2	2	2	2				
	Q262040	Arandela muelle A-6	Spring washer A-6	2	2	2	2	2	2				
	Q162040	Tuerca hexagonal M-6	Hexagonal nut M-6	2	2	2	2	2	2				
4	Z512962	Sujeción panel	Panel fastener	4	4	4	4	4	4				
	Q302022	Arandela plana Ø16xØ6x1,2	Flat washer Ø16xØ6x10.2	4	4	4	4	4	4				
	Q162040	Tuerca hexagonal M-6	Hexagonal nut M-6	4	4	4	4	4	4				
5	Z512958	Soporte giro izquierdo completo	Complete left turn support	1	1	1	1	1	1				
s/n	Z512956	Soporte giro derecho completo	Complete right turn support	1	1	1	1	1	1				
	Q302022	Arandela plana Ø16xØ6x1,2	Flat washer Ø16xØ6x10.2	4	4	4	4	4	4				
	Q262040	Arandela muelle A-6	Spring A-6 washer	4	4	4	4	4	4				
	Q162040	Tuerca hexagonal M-6	Hexagonal nut M-6	4	4	4	4	4	4				
6	Z513006	Etiqueta circular amarillo	Round yellow label	1	1	1	1	1	1				
7	Z513005	Interruptor de seta rojo	Round mushroom switch	1	1	1	1	1	1				
8	Z513004	Pulsador rojo completo	Complete red push button	1	1	1	1	1	1				
9	Z513003	Pulsador verde completo	Complete green push button	1	1	1	1	1	1				
10	Z512902	Panel portamandos salida comp.	Complete control panel outlet	1	-	1	-	1	-				
10	Z512907	Panel portamandos salida comp.	Complete control panel outlet	-	1	-	1	-	1				
	Q152004	Tornillo aplastado M-5x13	Screw M-5x13	2	2	2	2	2	2				
	Q221304	Remache redondo M-5	Round rivet M-5	4	4	4	4	4	4				
11	Z512961	Amarre panel	Panel anchoring	2	2	2	2	2	2				
	Q262040	Arandela muelle A-6	Spring washer A-6	4	4	4	4	4	4				
	Q162040	Tuerca hexagonal M-6	Hexagonal nut M-6	4	4	4	4	4	4				
12	Z512914	Panel superior salida	Upper panel outlet	2	2	2	2	2	2				
13	Z512956	Soporte giro derecho completo	Complete right turn support	2	2	2	2	2	2				

MOD.		LAVAVAJILLAS DE CINTA		ZONA		MODULO DE SALIDA						PLANO		C-1558	
ITEM	CODIGO	DENOMINACION	TEXTO	2700 I	2700 D	4000 I	4000 D	6000 I	6000 D					NOTAS	
	Q302022	Arandela plana Ø16xØ6x1,2	Flat washer Ø16xØ6x10.2	4	4	4	4	4	4						
	Q262040	Arandela muelle A-6	Spring washer A-6	4	4	4	4	4	4						
	Q162040	Tuerca hexagonal M-6	Hexagonal nut M-6	4	4	4	4	4	4						
14	Z512912	Panel inferior salida completo	Complete lower panel outlet	2	2	2	2	2	2						
	Q302022	Arandela plana Ø16xØ6x1,2	Flat washer Ø16xØ6x10.2	6	6	6	6	6	6						
	Q262040	Arandela muelle A-6	Spring washer A-6	6	6	6	6	6	6						
	Q162040	Tuerca hexagonal M-6	Hexagonal nut M-6	6	6	6	6	6	6						
15	Z512947	Soporte panel salida	Outlet panel support	8	8	8	8	8	8						
	Q302022	Arandela plana Ø16xØ6x1,2	Flat washer Ø16xØ6x10.2	16	16	16	16	16	16						
	Q262040	Arandela muelle A-6	Spring washer A-6	16	16	16	16	16	16						
	Q162040	Tuerca hexagonal M-6	Hexagonal nut M-6	16	16	16	16	16	16						
	Q221343	Remache hexagonal M-6	Hexagonal rivet M-6	8	8	8	8	8	8						
16	Z513051	Cubierta componentes eléctricos	Electric components cover	1	1	1	1	1	1						
	Q302022	Arandela plana Ø16xØ6x1,2	Flat washer Ø16xØ6x10.2	3	3	3	3	3	3						
	Q162040	Tuerca hexagonal M-6	Hexagonal nut M-6	3	3	3	3	3	3						
17	Z512958	Soporte giro izquierdo completo	Complete left turn support	2	2	2	2	2	2						
	Q302022	Arandela plana Ø16xØ6x1,2	Flat washer Ø16xØ6x10.2	4	4	4	4	4	4						
	Q262040	Arandela muelle A-6	Spring washer A-6	4	4	4	4	4	4						
	Q162040	Tuerca hexagonal M-6	Hexagonal nut M-6	4	4	4	4	4	4						
18	Z510440	Salida soldada completa	Complete welded outlet	1	1	1	1	1	1						
19	X260151	Pata regulable	Ajustable leg	4	4	4	4	4	4						
	Q012043	Tornillo hexagonal M-6x20	Hexagonal screw M-6x20	16	16	16	16	16	16						
	Q302022	Arandela plana Ø16xØ6x1,2	Flat washer Ø16xØ6x10.2	32	32	32	32	32	32						
	Q262040	Arandela muelle A-6	Spring washer A-6	16	16	16	16	16	16						
	Q162040	Tuerca hexagonal M-6	Hexagonal nut M-6	16	16	16	16	16	16						
20	Z510469	Protector fugas salida	Escape protector outlet	2	2	2	2	2	2						
	Q302022	Arandela plana Ø16xØ6x1,2	Flat washer Ø16xØ6x10.2	6	6	6	6	6	6						
	Q262040	Arandela muelle A-6	Spring washer A-6	6	6	6	6	6	6						
	Q162040	Tuerca hexagonal M-6	Hexagonal nut M-6	6	6	6	6	6	6						



N plano
C-1559

Firma


Fecha
7-2004

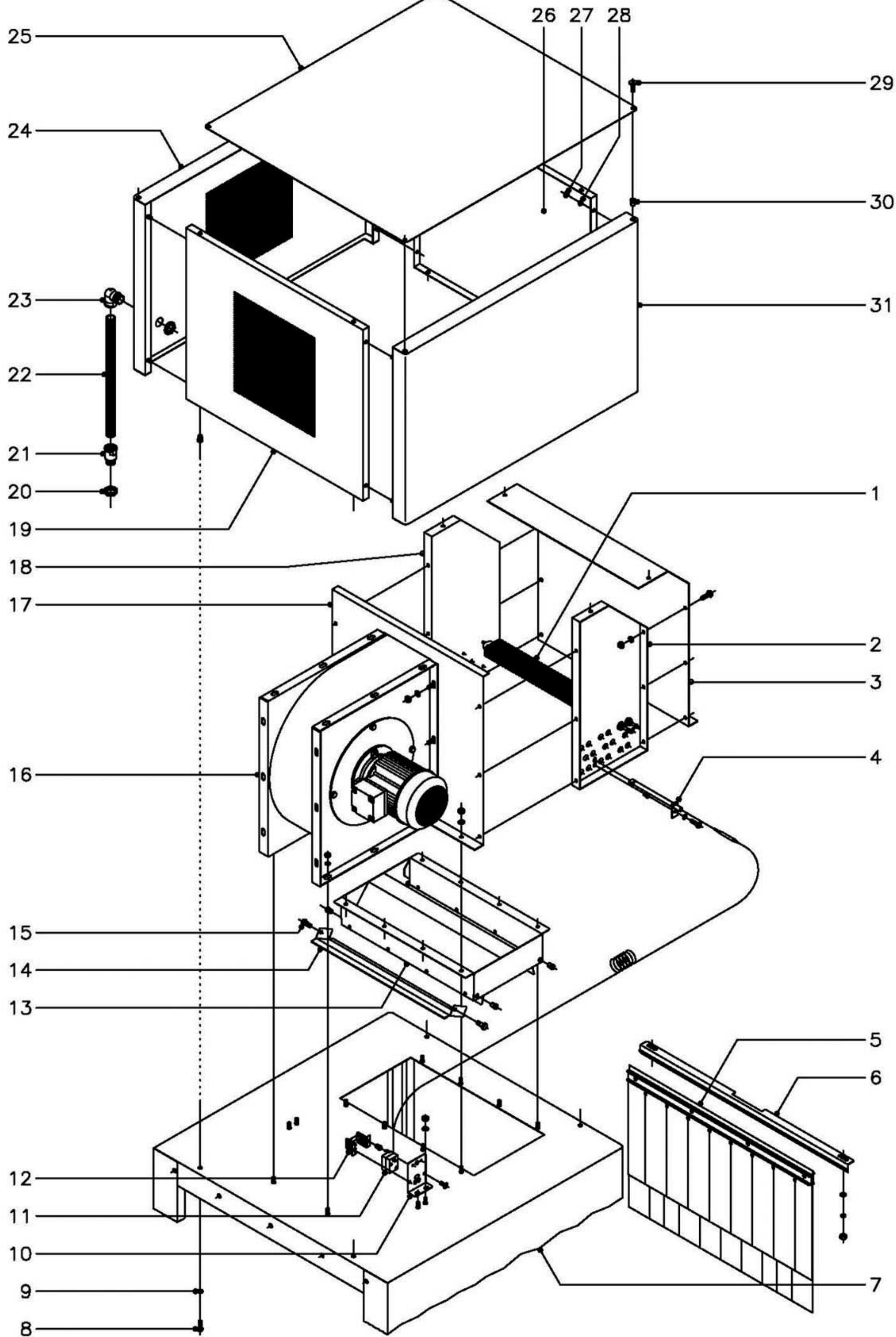
Aparato

LAVAVAJILLAS DE CINTA
CESTILLOS

Lamina
15

Fagor Industrial S.Coop.
Oñate

FAGOR 



N plano
C-1560

Firma

Fecha
7-2004

Aparato

LAVAVAJILLAS DE CINTA
SECADO (800)

Lamina
16

Fagor Industrial S.Coop. **FAGOR**
Oñate

MOD.

LAVAVAJILLAS DE CINTA

ZONA

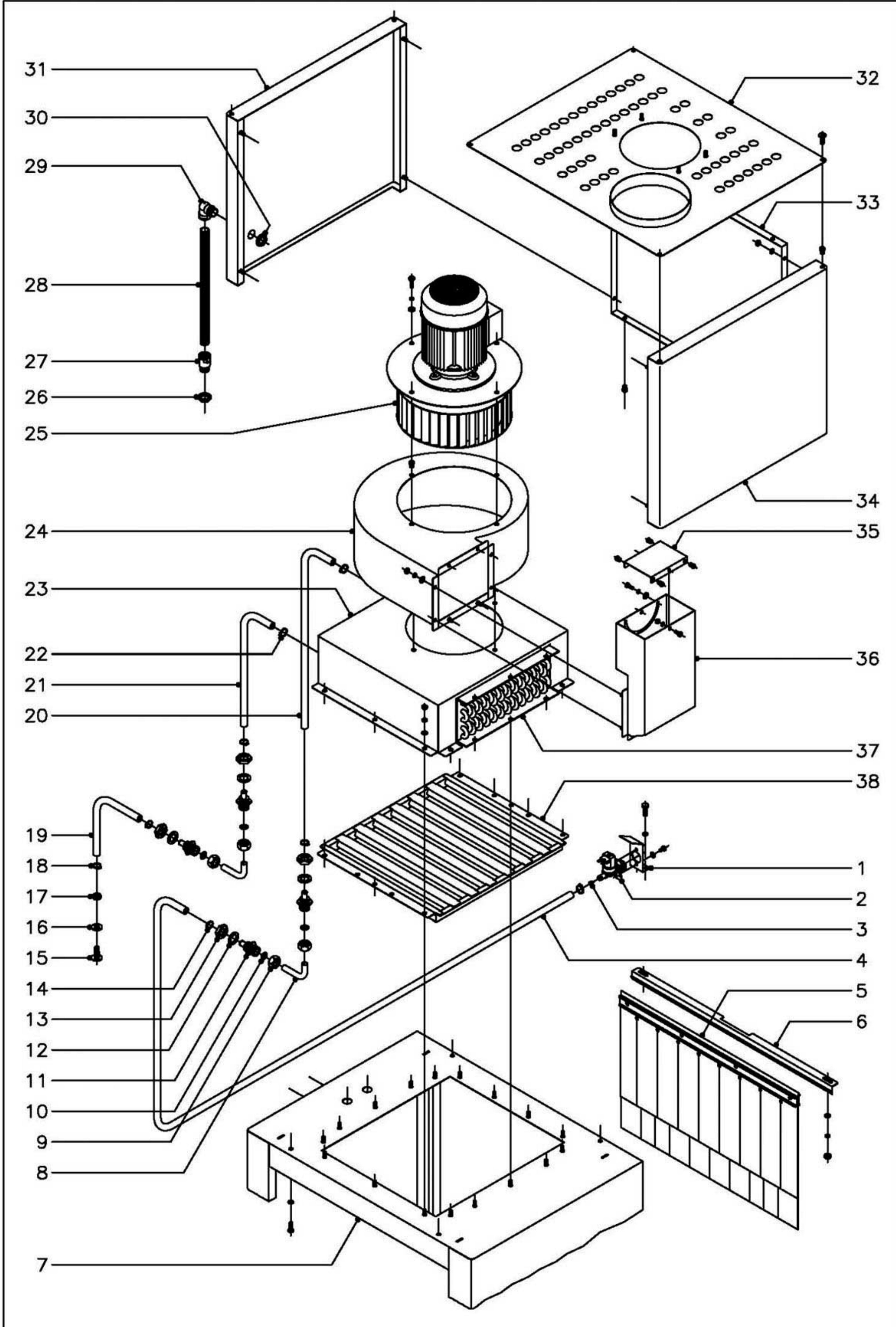
SECADO (800)

PLANO

C-1560

ITEM	CODIGO	DENOMINACION	TEXTO	SECADO 800									NOTAS
1	Z276391	Resistencia aletas 1500W., 230V.	Blade resistance 1500W., 230V.	9									
2	Z316319	Frontal caja resistencias	Resistor box front	1									
3	Z316316	Lateral izquierdo caja resistencias	Resistor box left side	1									
	Q012042	Tomillo hexagonal M-6x15	Hexagonal screw M-6x15	8									
	Q262040	Arandela muelle A-6	Spring washer A-6	8									
	Q162040	Tuerca hexagonal M-6	Hexagonal nut M-6	8									
4	Z276331	Vaina para bulbo termostato	Case for thermostat bulb	1									
	Q012042	Tomillo hexagonal M-6x15	Hexagonal screw M-6x15	1									
	Q262040	Arandela muelle A-6	Spring washer A-6	1									
	Q221343	Remache hexagonal M-6	Hexagonal rivet M-6	1									
5	Z276429	Cortina interior completa	Complete inner curtain	1									
6	Z510344	Sujeción cortina	Curtain fastening	1									
	Q232040	Arandela plana A-6	Flat washer A-6	2									
	Q262040	Arandela muelle A-6	Spring washer A-6	2									
	Q162040	Tuerca hexagonal M-6	Hexagonal nut M-6	2									
7	Z516301	Túnel de secado completo	Complete drying tunnel	1									
s/n	Z516314	Protector entrada secado	Drying inlet protector	2									En inferior de tunel
	Q262040	Arandela muelle A-6	Spring washer A-6	4									Amarre protector a tunel
	Q162040	Tuerca hexagonal M-6	Hexagonal nut M-6	4									Amarre protector a tunel
8	Q012042	Tomillo hexagonal M-6x15	Hexagonal screw M-6x15	4									
9	Q262040	Arandela muelle A-6	Spring washer A-6	4									
	Q221343	Remache hexagonal M-6	Hexagonal rivet M-6	4									
10	Z203047	Soporte termostato	Thermostat support	1									
	Q232040	Arandela plana A-6	Flat washer A-6	2									
	Q162040	Tuerca hexagonal M-6	Hexagonal nut M-6	2									
11	Z213014	Termostato limitador	Limiter thermostat	1									
12	Z203060	Amarre limitador Tecasa	Tecasa limiter anchoring	1									
	Q221341	Remache hexagonal M-4	Hexagonal rivet M-4	2									
	Q152024	Tomillo avellanado M-4x8	Countersunk screw M-4x8	2									

MOD.	LAVAVAJILLAS DE CINTA		ZONA	SECADO (800)								PLANO	C-1560
ITEM	CODIGO	DENOMINACION	TEXTO	SECADO 800								NOTAS	
13	Z316386	Salida secado soldada	Welded dryer outlet	1									
	Q262040	Arandela muelle A-6	Spring washer A-6	8									
	Q162040	Tuerca hexagonal M-6	Hexagonal nut M-6	8									
14	Z316388	Tapa salida secado	Dryer outlet lid	2									
15	Q152046	Tornillo hexagonal con cuello	Hexagonal screw with neck	4									
	Q221343	Remache hexagonal M-6	Hexagonal rivet M-6	4									
16	Z316331	Ventilador centrifugo	Centrifugal ventilator	1								220/240-380/415V., 50/60 Hz.	
	Q262040	Arandela muelle A-6	Spring washer A-6	6									
	Q162040	Tuerca hexagonal M-6	Hexagonal nut M-6	6									
17	Z316336	Lateral derecho caja resistencias	Resistor box right side	1									
18	Z316320	Posterior caja resistencias	Resistor box rear	1									
	Q012042	Tornillo hexagonal M-6x15	Hexagonal screw M-6x15	8									
	Q262040	Arandela muelle A-6	Spring washer A-6	8									
	Q162040	Tuerca hexagonal M-6	Hexagonal nut M-6	8									
19	Z516311	Lateral cubierta secado	Dryer side cover	1									
20	R023025	Contratuerca	Counter nut	2									
21	X713021	Racord	Joint	1									
22	3712300	Tubo PG-21 L=600	Pipe PG-21 G=600	1									
23	Z703006	Racord a 90°	Joint at 90°	1									
24	Z316324	Posterior cubierta completa	Complete rear cover	1									
25	Z516312	Tapa cubierta secado	Dryer cover lid	1									
26	Z516711	Lateral cubierta condensador	Condenser side cover	1									
27	Q162040	Tuerca hexagonal M-6	Hexagonal nut M-6	8									
28	Q262040	Arandela muelle A-6	Spring washer A-6	8									
29	Q152017	Tornillo amarre M-6x13	Anchoring screw M-6x13	4									
30	Q221343	Remache hexagonal M-6	Hexagonal rivet M-6	4									
31	Z316322	Anterior cubierta completa	Complete front cover	1									
s/n	Z316381	Cableado general secado	General dryer wiring	1									
s/n	Z316353	Cableado auxiliar secado	Dryer auxiliary wiring	1									



MOD.

LAVAVAJILLAS DE CINTA

ZONA

CONDENSADOR DE VAHOS

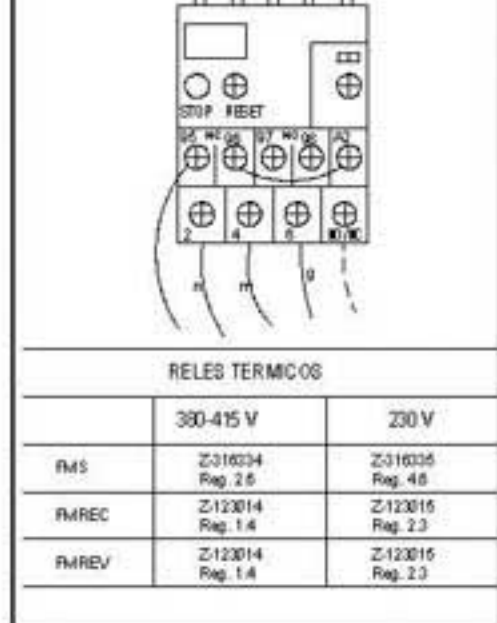
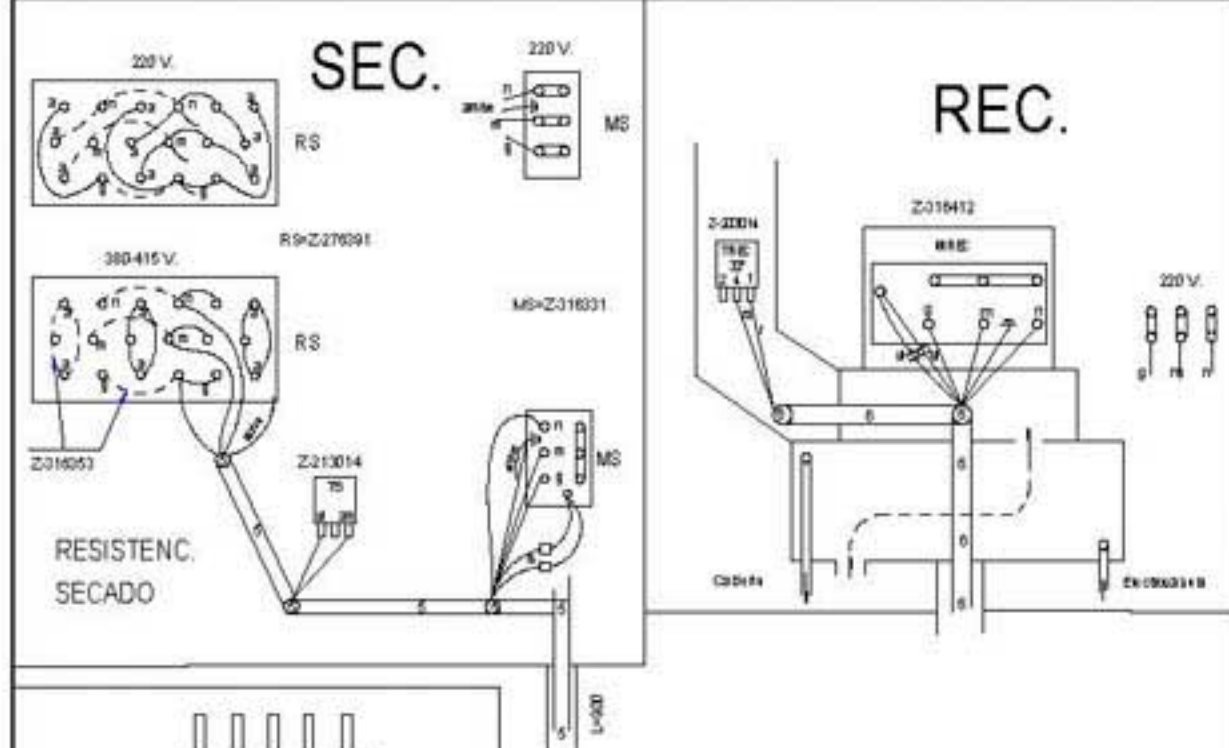
PLANO

C-1561

ITEM	CODIGO	DENOMINACION	TEXTO	CONDENSADOR DE VAHOS											NOTAS
1	Z201101	Escuadra amarre electrovalvula	Electrovalve anchoring bracket	1											
	Q012042	Tomillo hexagonal M-6x15	Hexagonal screw M-6x15	2											
	Q262040	Arandela muelle A-6	Spring washer A-6	2											
2	Z701135	Electrovalvula simple	Simple electrovalve	1											
	Q032021	Tomillo alomado M-4x10	Curved screw M-4x10	2											
	Q242020	Arandela abanico A-4	Fan shaped washer A-4	2											
3	P443042	Regulador caudal 3 l./min.	Flow regulator 3 G./min.	1											
4	3676900	Tubo goma negra Ø17xØ10x5000	Black rubber pipe Ø17xØ10x5000	1											
5	Z276429	Cortina interior completa	Complete inner curtain	1											
6	Z510344	Sujeción cortina	Curtain fastening	1											
	Q232040	Arandela plana A-6	Flat washer A-6	2											
	Q262040	Arandela muelle A-6	Spring washer A-6	2											
	Q162040	Tuerca hexagonal M-6	Hexagonal nut M-6	2											
7	Z516701	Túnel condensador de vahos	Vapour condensing tunnel	1											
s/n	Z516704	Protector entrada condensador	Condenser inlet protector	2											En inferior de tunel
	Q262040	Arandela muelle A-6	Spring washer A-6	4											Amarre protector a tunel
	Q162040	Tuerca hexagonal M-6	Hexagonal nut M-6	4											Amarre protector a tunel
s/n	Z516712	Panel posterior condensador	Condenser rear panel	1											
	Q152004	Tomillo aplastado M-5x13	Screw M-5x13	2											
	Q221343	Remache hexagonal M-5	Hexagonal rivet M-5	2											
	Z512963	Soporte panel posterior	Rear panel support	2											
	Q262040	Arandela muelle A-6	Spring washer A-6	6											
	Q162040	Tuerca hexagonal M-6	Hexagonal nut M-6	6											
8	Z516709	Codo empalme condensador	Condenser elbow joint	2											
9	Q223108	Tuerca M-24x2,5	Nut M-24x20.5	4											
10	Q307063	Junta tórica Ø19,35xØ12,29xØ3,53	"O" ring Ø19,35xØ12,29xØ30.53	4											
11	Z271901	Pasamuros	Wire protection	4											
12	Q307032	Arandela junta Ø32xØ21x3	Joint washer Ø32xØ21x3	4											
13	Q223023	Tuerca hexagonal 5/8"	Hexagonal nut 5/8"	4											

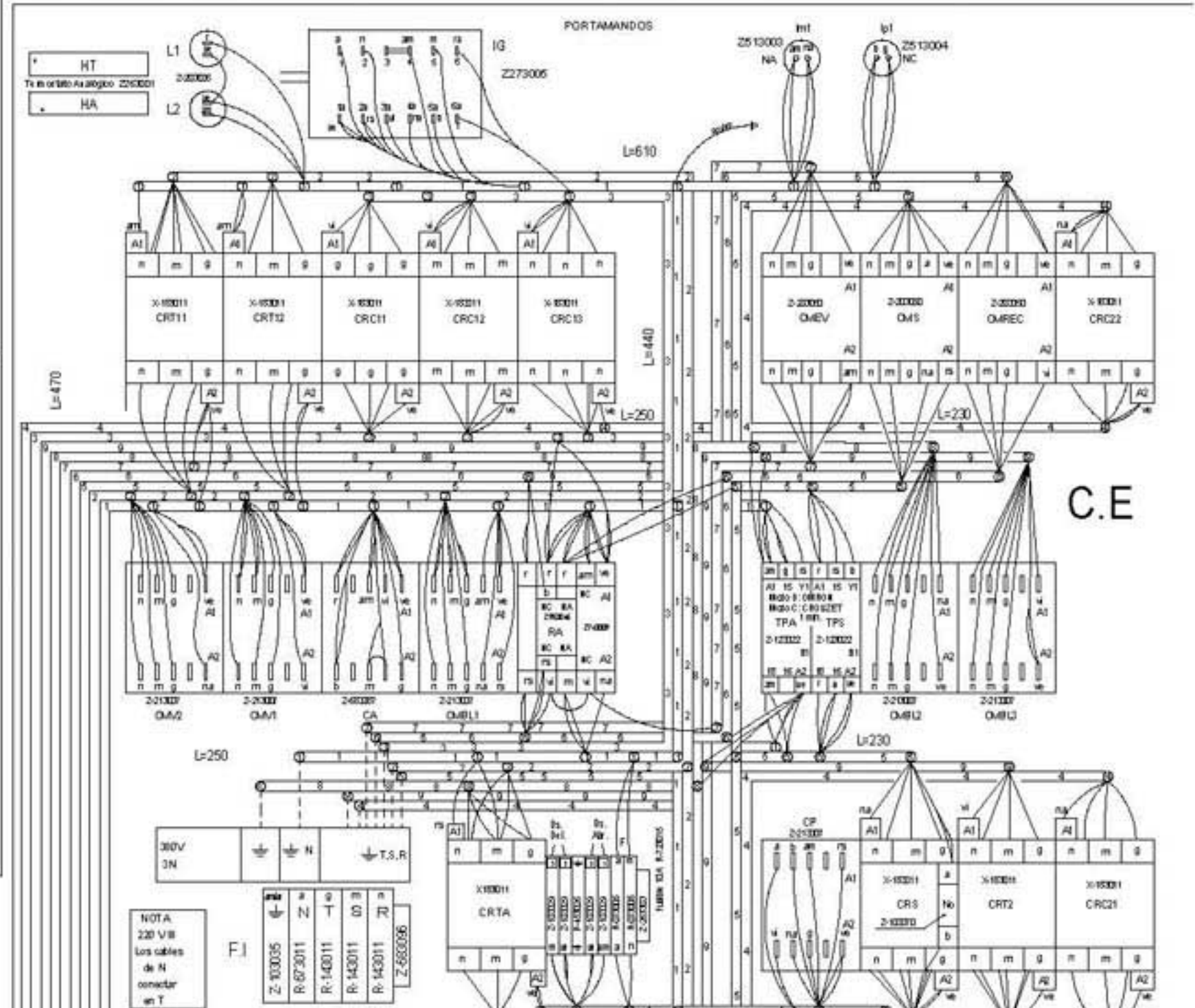
ITEM	CODIGO	DENOMINACION	TEXTO	CONDENSADOR DE VAHOS												NOTAS
14	Q881302	Abrazadera 12 - 20	Clamp 12 - 20	2												
15	Z600907	Toma de presión	Pressure point	1												
16	Z600908	Arandela plana Ø26xØ12,5x2	Flat washer Ø26xØ12,5x2	1												
17	Q223013	Tuerca hexagonal M-12	Hexagonal nut M-12	1												
18	Q881302	Abrazadera 12 - 20	Clamp 12 - 20	2												
19	3676900	Tubo goma negra Ø17xØ10x2000	Black rubber pipe Ø17xØ10x2000	1												
20	3676900	Tubo goma negra Ø17xØ10x600	Black rubber pipe Ø17xØ10x600	1												
21	3676900	Tubo goma negra Ø17xØ10x300	Black rubber pipe Ø17xØ10x300	1												
22	Q881302	Abrazadera 12 - 20	Clamp 12 - 20	4												
23	Z276741	Cubierta batería	Battery cover	1												
	Q232040	Arandela plana A-6	Flat washer A-6	10												
	Q262040	Arandela muelle A-6	Spring washer A-6	10												
	Q162040	Tuerca hexagonal M-6	Hexagonal nut M-6	10												
24	Z276742	Cubierta ventola completa	Complete ventilator cover	1												
25	Z276760	Ventilador centrifugo	Centrifugal ventilator	1												
	Q012042	Tomillo hexagonal M-6x15	Hexagonal screw M-6x15	8												
	Q262040	Arandela muelle A-6	Spring washer A-6	8												
	Q302022	Arandela plana Ø16xØ6x1,2	Flat washer Ø16xØ6x10.2	8												
	Q221343	Remache hexagonal M-6	Hexagonal rivet M-6	8												
26	R023025	Contratuerca	Counter nut	1												
27	X713021	Racord	Joint	1												
28	3712300	Tubo PG-21 L=800	Pipe PG-21 G=800	1												
29	Z703006	Racord a 90°	Joint at 90°	1												
30	R023025	Contratuerca	Counter nut	1												
31	Z276752	Posterior cubierta completa	Complete rear cover	1												
	Q262040	Arandela muelle A-6	Spring washer A-6	4												
	Q162040	Tuerca hexagonal M-6	Hexagonal nut M-6	4												
32	Z516721	Tapa cubierta completa	Complete cover lid	1												
	Q152017	Tomillo amarre M-6x13	Anchoring screw M-6x13	4												

MOD.		LAVAVAJILLAS DE CINTA		ZONA		CONDENSADOR DE VAHOS						PLANO		C-1561	
ITEM	CODIGO	DENOMINACION	TEXTO	CONDENSADOR DE VAHOS										NOTAS	
	Q221343	Remache hexagonal M-6	Hexagonal rivet M-6	4											
33	Z516711	Lateral cubierta condensador	Condenser side cover	2											
	Q221343	Remache hexagonal M-6	Hexagonal rivet M-6	4										Amarre laterales a tunel	
	Q012042	Tornillo hexagonal M-6x15	Hexagonal screw M-6x15	4										Amarre laterales a tunel	
	Q262040	Arandela muelle A-6	Spring washer A-6	4										Amarre laterales a tunel	
34	Z276342	Anterior cubierta condensador	Condenser front cover	1											
	Q262040	Arandela muelle A-6	Spring washer A-6	4											
	Q162040	Tuerca hexagonal M-6	Hexagonal nut M-6	4											
35	Z276755	Regulador salida aire	Air outlet regulator	1											
	Q152047	Tornillo cilindrico con cuello M-5	Cylindrical screw with neck M-5	2										Amarre regulador a salida	
	Q262030	Arandela muelle A-5	Spring washer A-5	2										Amarre regulador a salida	
	Q162030	Tuerca hexagonal M-5	Hexagonal nut M-5	2										Amarre regulador a salida	
	Q221343	Remache hexagonal M-5	Hexagonal rivet M-5	4										Fijacion regulacion caudal	
	Q302022	Arandela plana Ø16xØ6x1,2	Flat washer Ø16xØ6x10.2	1										Fijacion regulacion caudal	
	Q262030	Arandela muelle A-5	Spring washer A-5	1										Fijacion regulacion caudal	
	Q012032	Tornillo hexagonal M-5x15	Hexagonal screw M-5x15	1										Fijacion regulacion caudal	
36	Z276746	Salida aire completa	Complete air outlet	1											
	Q232040	Arandela plana A-6	Flat washer A-6	8											
	Q262040	Arandela muelle A-6	Spring washer A-6	8											
	Q162040	Tuerca hexagonal M-6	Hexagonal nut M-6	8											
37	Z276762	Bateria completa	Complete battery	1											
	Q232040	Arandela plana A-6	Flat washer A-6	12											
	Q262040	Arandela muelle A-6	Spring washer A-6	12											
	Q162040	Tuerca hexagonal M-6	Hexagonal nut M-6	12											
	Q012042	Tornillo hexagonal M-6x15	Hexagonal screw M-6x15	6											
38	Z276734	Rejilla aspiración vahos completa	Complete vapour extractor rack	1											
s/n	Z316702	Cableado condensador	Condenser wiring	1											



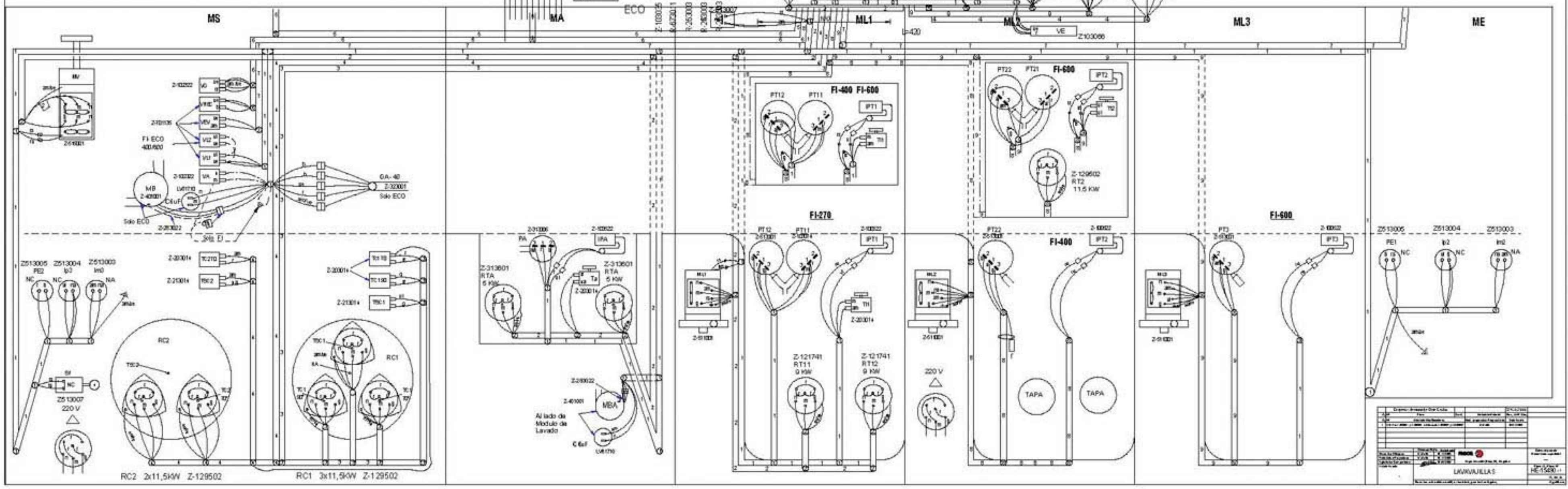
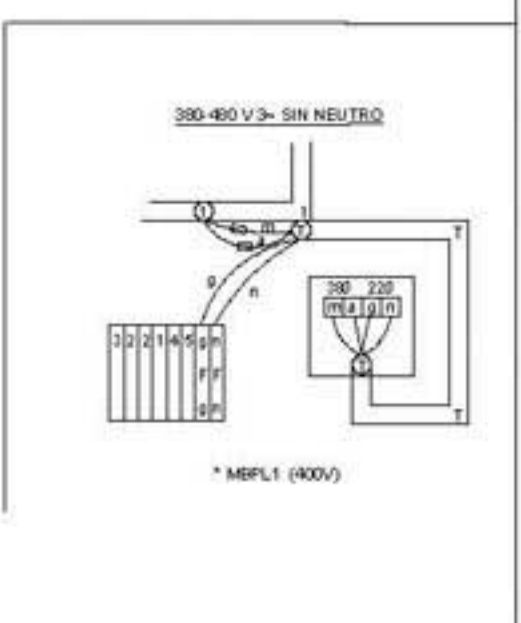
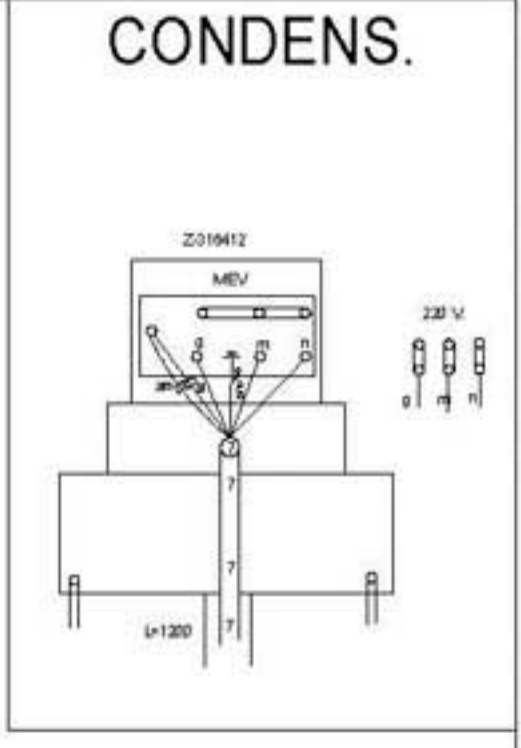
Al*	REFERENCIA	270	400	500	
1	Z51001	X	X	X	1 Base Control
2	Z51002	X	X	X	1 Base Fuerza
3	Z51003	X	X	X	Calden Electrico
4	Z51004	X	X	X	Calden auxiliar
5	Z31631	X	X	X	Secado
6	Z31642	X	X	X	Recuperador
7	Z31672	X	X	X	Condensador, Extrac.
8	Z53002	X	X	X	Lavado 2 FI-400/600
9	Z55002	X	X	X	Lavado 3 FI-600

RESISTENCIAS	LEYENDA	Resistencia
ECO 270 Z530041	Z-31370 Z-31369	Componente
ECO 400 Z540041		
ECO 500 Z550041		
FI 270 Z510041	Z-31370 Z-31369	Componente
FI 400 Z530041		
FI 500 Z550041		



* Para interruptor Z-312941
 Z-312942 Z-312943
 PG 42

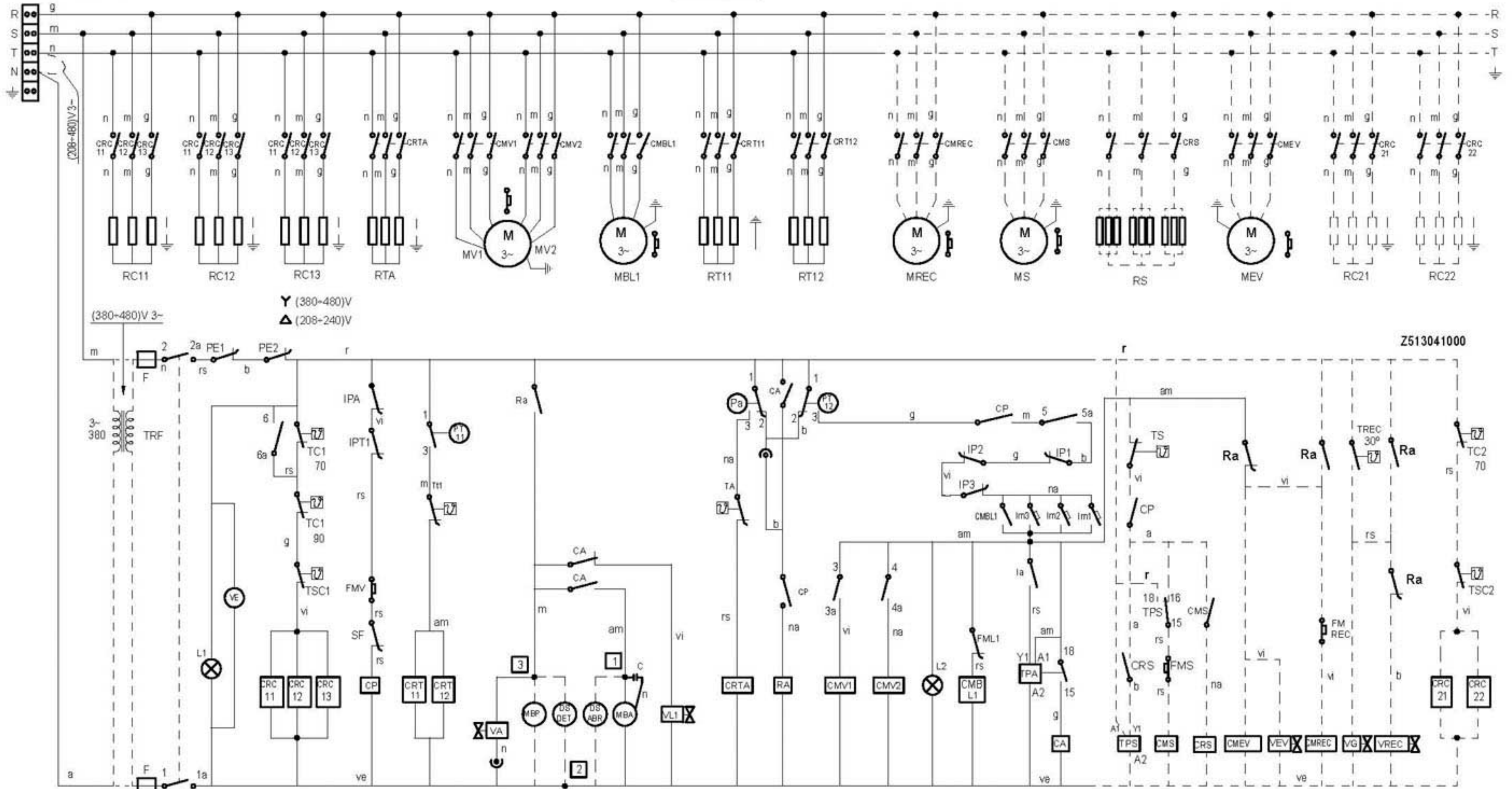
* Para interruptor R-113010
 R-113011 R-113012
 PG 36



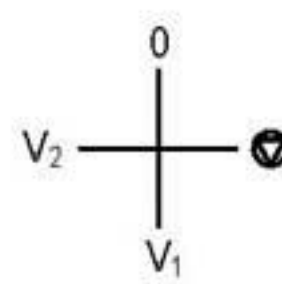
Al*	REFERENCIA	270	400	500	
1	Z51001	X	X	X	1 Base Control
2	Z51002	X	X	X	1 Base Fuerza
3	Z51003	X	X	X	Calden Electrico
4	Z51004	X	X	X	Calden auxiliar
5	Z31631	X	X	X	Secado
6	Z31642	X	X	X	Recuperador
7	Z31672	X	X	X	Condensador, Extrac.
8	Z53002	X	X	X	Lavado 2 FI-400/600
9	Z55002	X	X	X	Lavado 3 FI-600

400V 3N~

FI - 2700



Z513041000



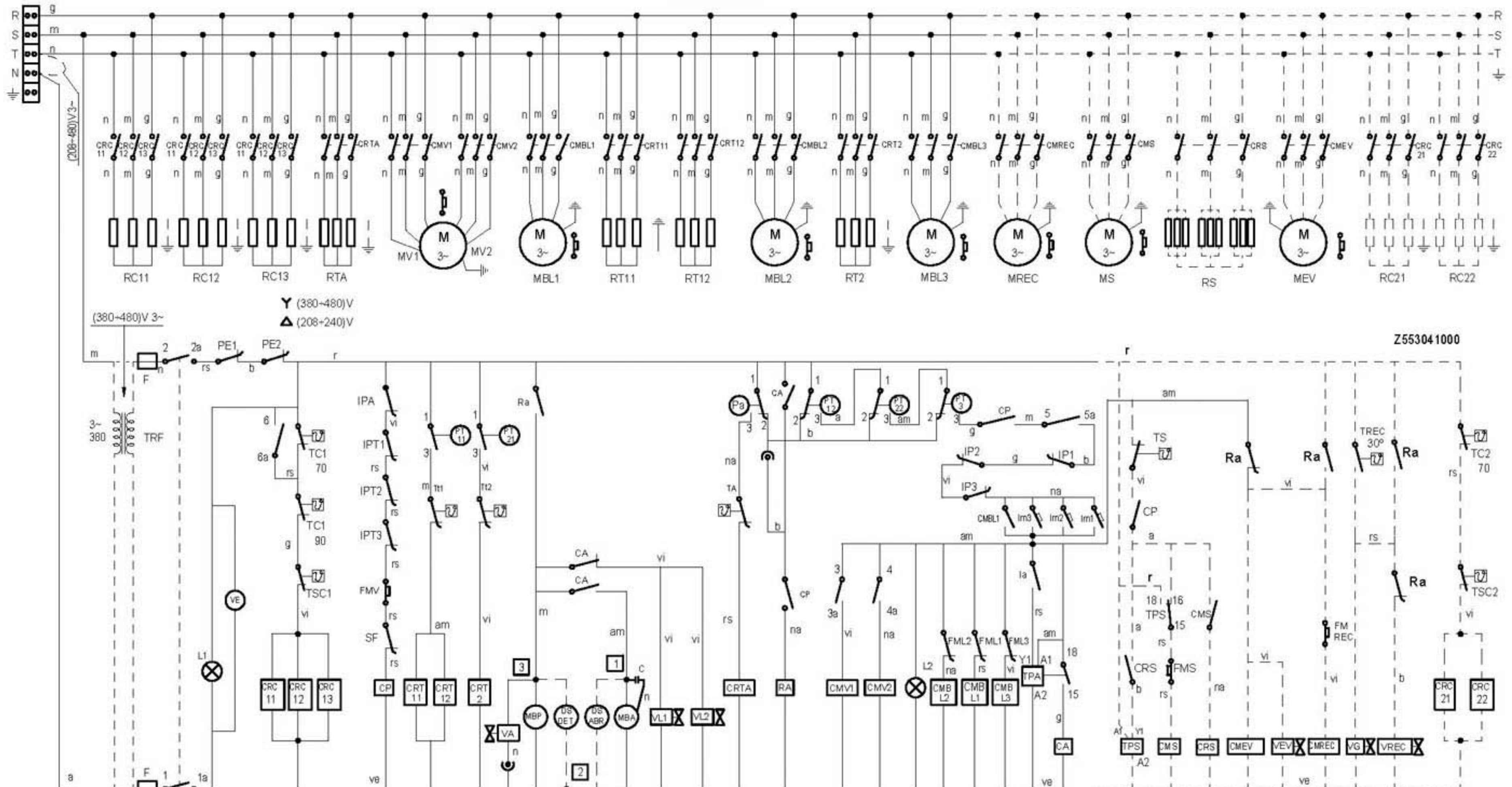
IG	1 1a	2 2a	3 3a	4 4a	5 5a	6 6a
0						
V1	X	X	X		X	X
V2	X	X		X	X	X

COLOR	ESPAÑOL	FRANÇAIS	ENGLISH	DEUTSCH	ITALIANO
a	= Azul	= Bleu	= Blue	= Blau	= Blu
am	= Amarillo	= Jaune	= Yellow	= Gelb	= Giallo
am/ve	= Amarillo/verde	= Jaune / vert	= Yellow / green	= Gelb/grün	= Giallo/verde
b	= Blanco	= Blanc	= White	= Weiß	= Bianco
g	= Gris	= Gris	= Grey	= Grau	= Grigio
m	= Marrón	= Marron	= Brown	= Braun	= Marrone

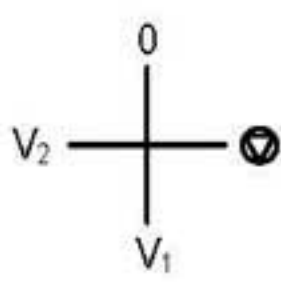
COLOR	ESPAÑOL	FRANÇAIS	ENGLISH	DEUTSCH	ITALIANO
n	= Negro	= Noir	= Black	= Schwarz	= Nero
na	= Naranja	= Orange	= Orange	= Orange	= Arancio
r	= Rojo	= Rouge	= Red	= Rot	= Rosso
rs	= Rosa	= Rose	= Pink	= Rosa	= Roseo
ve	= Verde	= Vert	= Green	= Grün	= Verde
vi	= Violeta	= Violet	= Purple	= Violett	= Viola

400V 3N~

FI - 6000



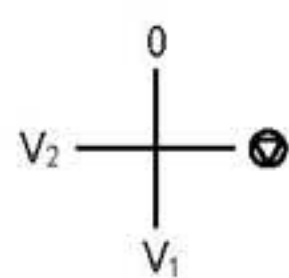
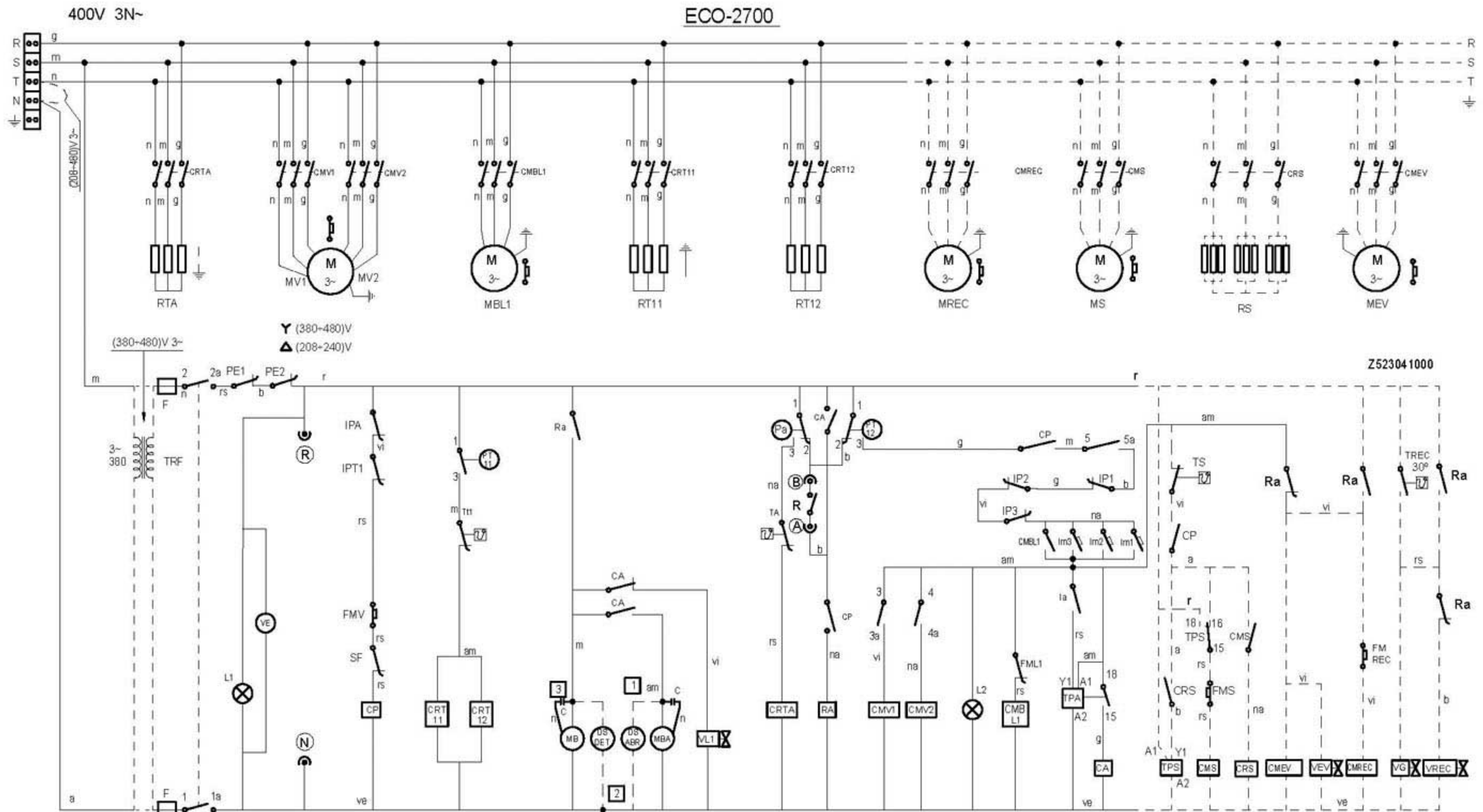
Z553041000



IG	1 1a	2 2a	3 3a	4 4a	5 5a	6 6a
0						
1	X	X				
V1	X	X	X		X	X
V2	X	X		X	X	X

COLOR	ESPAÑOL COLOR	FRANÇAIS COULEUR	ENGLISH COLOUR	DEUTSCH FARBEN	ITALIANO COLORE
a	= Azul	= Bleu	= Blue	= Blau	= Blu
am	= Amarillo	= Jaune	= Yellow	= Gelb	= Giallo
am/ve	= Amarillo/verde	= Jaune / vert	= Yellow / green	= Gelb/grün	= Giallo/verde
b	= Blanco	= Blanc	= White	= Weiß	= Bianco
g	= Gris	= Gris	= Grey	= Grau	= Grigio
m	= Marrón	= Marron	= Brown	= Braun	= Marrone

COLOR	ESPAÑOL COLOR	FRANÇAIS COULEUR	ENGLISH COLOUR	DEUTSCH FARBEN	ITALIANO COLORE
n	= Negro	= Noir	= Black	= Schwarz	= Nero
na	= Naranja	= Orange	= Orange	= Orange	= Arancio
r	= Rojo	= Rouge	= Red	= Rot	= Rosso
rs	= Rosa	= Rose	= Pink	= Rosa	= Roseo
ve	= Verde	= Vert	= Green	= Grün	= Verde
vi	= Violeta	= Violet	= Purple	= Violett	= Viola



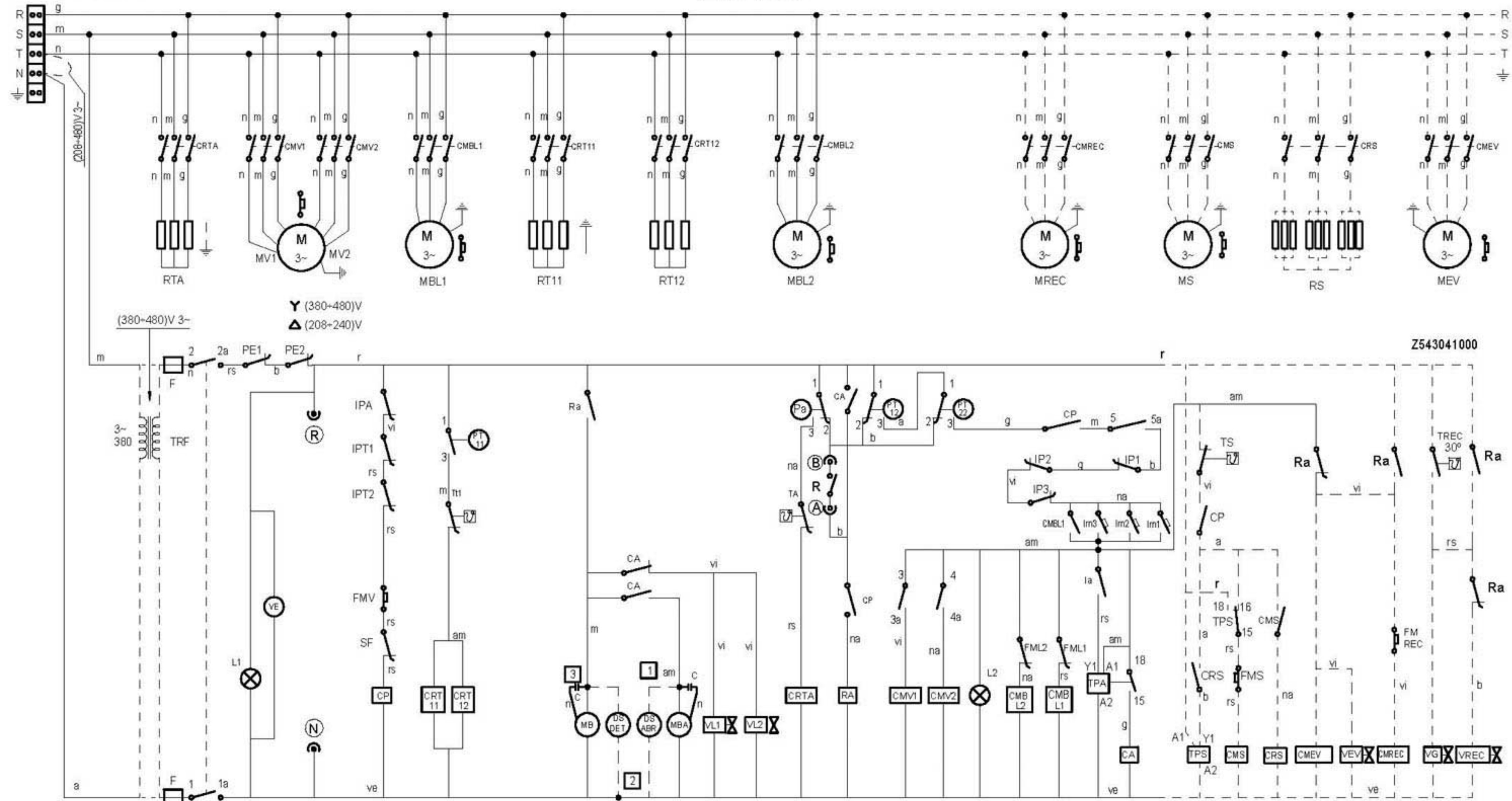
IG	1 1a	2 2a	3 3a	4 4a	5 5a	6 6a
0						
V1	X	X	X		X	X
V2	X	X		X	X	X

COLOR	ESPAÑOL COLOR	FRANÇAIS COULEUR	ENGLISH COLOUR	DEUTSCH FARBEN	ITALIANO COLORE
a	Azul	Bleu	Blue	Blau	Blu
am	Amarillo	Jaune	Yellow	Gelb	Giallo
am/ve	Amarillo/verde	Jaune / vert	Yellow / green	Gelb/grün	Giallo/verde
b	Blanco	Blanc	White	Weiß	Bianco
g	Gris	Gris	Grey	Grau	Grigio
m	Marrón	Marron	Brown	Braun	Marrone

COLOR	ESPAÑOL COLOR	FRANÇAIS COULEUR	ENGLISH COLOUR	DEUTSCH FARBEN	ITALIANO COLORE
n	Negro	Noir	Black	Schwarz	Nero
na	Naranja	Orange	Orange	Orange	Arancio
r	Rojo	Rouge	Red	Rot	Rosso
rs	Rosa	Rose	Pink	Rosa	Roseo
ve	Verde	Vert	Green	Grün	Verde
vi	Violeta	Violet	Purple	Violett	Viola

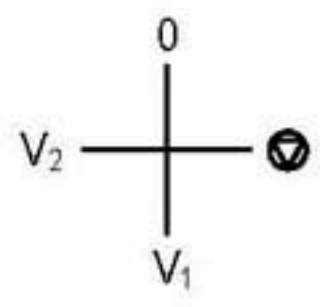
400V 3N~

ECO-4000



Y (380-480)V
 Δ (208-240)V

Z543041000



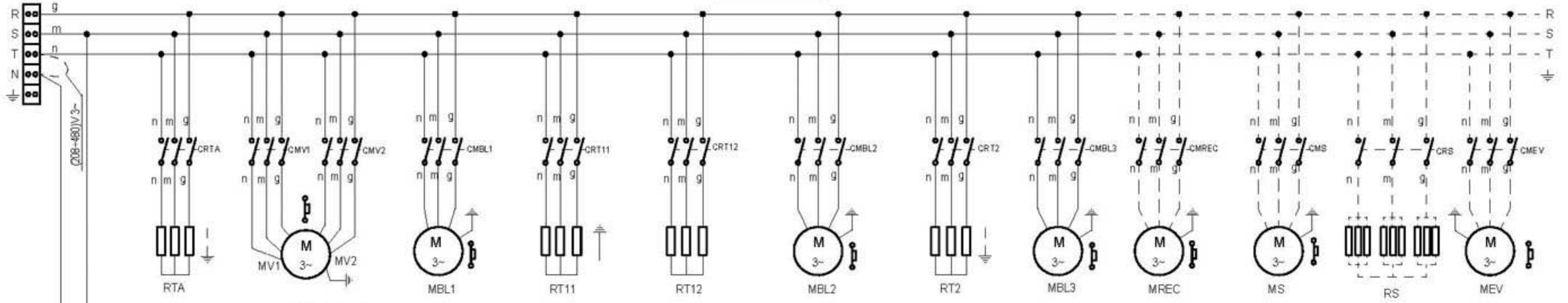
IG	1 1a	2 2a	3 3a	4 4a	5 5a	6 6a
0						
	X	X				
V1	X	X	X		X	X
V2	X	X		X	X	X

	ESPAÑOL	FRANÇAIS	ENGLISH	DEUTSCH	ITALIANO
COLOR	COLOR	COULEUR	COLOUR	FARBEN	COLORE
a	Azul	Bleu	Blue	Blau	Blu
am	Amarillo	Jaune	Yellow	Gelb	Giallo
am/ve	Amarillo/verde	Jaune / vert	Yellow / green	Gelb/grün	Giallo/verde
b	Blanco	Blanc	White	Weiß	Bianco
g	Gris	Gris	Grey	Grau	Grigio
m	Marrón	Marron	Brown	Braun	Marrone

	ESPAÑOL	FRANÇAIS	ENGLISH	DEUTSCH	ITALIANO
COLOR	COLOR	COULEUR	COLOUR	FARBEN	COLORE
n	Negro	Noir	Black	Schwarz	Nero
na	Naranja	Orange	Orange	Orange	Arancio
r	Rojo	Rouge	Red	Rot	Rosso
rs	Rosa	Rose	Pink	Rosa	Roseo
ve	Verde	Vert	Green	Grün	Verde
vi	Violeta	Violet	Purple	Violett	Viola

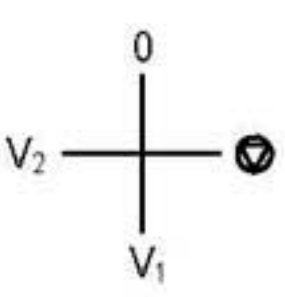
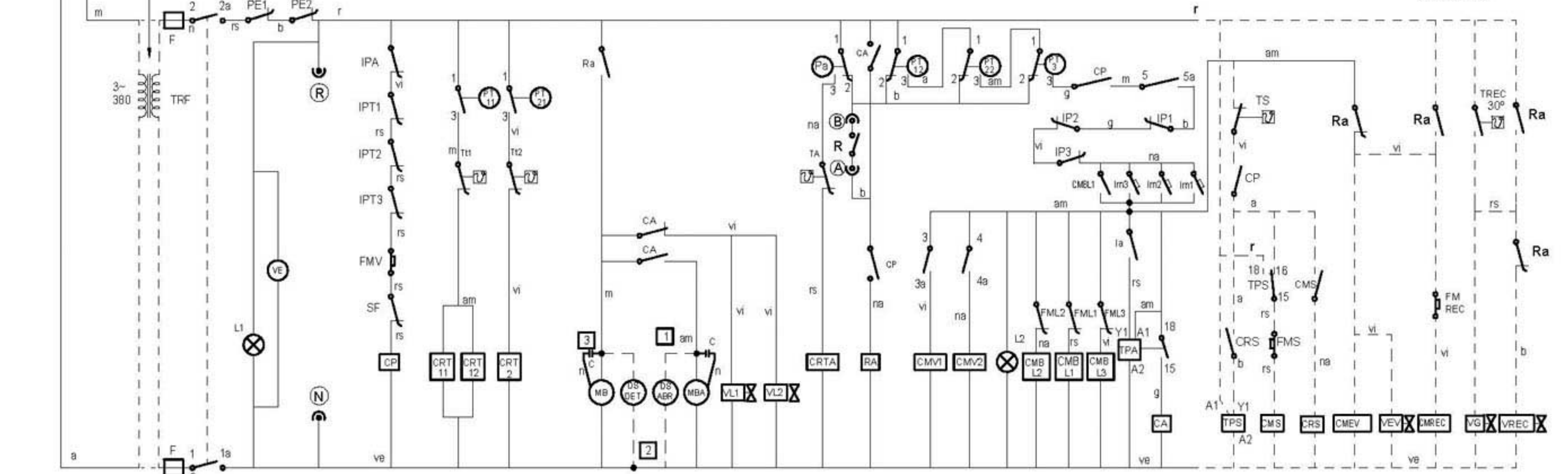
400V 3N~

ECO-6000



Y (380-480)V
 Δ (208-240)V

Z563041000



IG	1a	2a	3a	4a	5a	6a
0						
V1	X	X			X	X
V2	X	X		X	X	X

	ESPAÑOL	FRANÇAIS	ENGLISH	DEUTSCH	ITALIANO
COLOR	COLOR	COULEUR	COLOUR	FARBEN	COLORE
a	Azul	Bleu	Blue	Blau	Blu
am	Amarillo	Jaune	Yellow	Gelb	Giallo
am/ve	Amarillo/verde	Jaune / vert	Yellow / green	Gelbgrün	Gialloverde
b	Blanco	Blanc	White	WeiÙ	Bianco
g	Gris	Gris	Grey	Grau	Grigio
m	Marrón	Marron	Brown	Braun	Marrone

	ESPAÑOL	FRANÇAIS	ENGLISH	DEUTSCH	ITALIANO
COLOR	COLOR	COULEUR	COLOUR	FARBEN	COLORE
n	Negro	Noir	Black	Schwarz	Nero
na	Naranja	Orange	Orange	Orange	Arancio
r	Rojo	Rouge	Red	Rot	Rosso
rs	Rosa	Rose	Pink	Rosa	Roseo
ve	Verde	Vert	Green	Grün	Verde
vi	Violeta	Violet	Purple	Violett	Viola

ESPAÑOL
 (A) (B) = Puntos de conexión con R
 (C) = Puntos de conexión 160/200 sin secado ni condensador
 C,C1,C2 = Condensador
 CA = Relé auxiliar aclarado
 CMBL 1/2/3 = Contactor bomba lavado 1/2/3
 CMBPL = Contactor bomba prelavado
 CMEV = Contactor motor extractor
 CMS = Contactor motor secado
 CMV 1/2 = Contactor avance 1/2
 CMREC = Contactor motor recuperador
 CRC 11/12/13/21/22 = Contactor calentamiento calderín
 CRS = Contactor resistencia secado
 CRTA = Contactor calentamiento aclarado
 CRT2 = Contactor calentamiento tanque 2
 CRT11/12 = Contactor calentamiento tanque 1
 CP = Relé puerta
 DS.ABR = Dosificador abrillantador
 DS.DET = Dosificador detergente
 F = Fusible
 FMEV = Relé térmico motor extractor
 FML1/2/3 = S. Térmico bomba lavado 1/2/3
 FMS = Relé térmico motor secado
 FMREC = Relé térmico motor recuperador
 FMV = S. Térmico motor avance
 Ia = Micro aclarado
 IG = Interruptor general
 IL = Micro lavado
 Im1/2/3 = Pulsador de marcha
 IPA = Micro puerta aclarado
 IP1/2/3 = Pulsador de parada
 IPPL = Micro puerta prelavado
 IPT1/2/3 = Micro puerta tanque 1/2/3
 L1 = Piloto de encendido
 L2 = Piloto marcha
 MB = Bomba de llenado y aclarado
 MBA = Bomba aclarado
 MBL1/2/3 = Bomba lavado 1/2/3
 MBP = Bomba de presión
 MBPL = Bomba prelavado
 MEV = Motor extractor vahos
 MREC = Motor recuperador
 MS = Motor secado
 MV = Motor avance
 Pa = Presostato aclarado
 PE1/2 = Parada de emergencia
 PPL = Presostato prelavado
 PT11 = Presostato lavado 1 calentamiento
 PT12 = Presostato lavado 1 llenado
 PT21 = Presostato lavado 2 calentamiento
 PT2/PT22 = Presostato lavado 2 llenado
 PT3 = Presostato lavado 3 llenado
 R = Relé de Generador A.C.
 (R) (N) = Toma de alimentación Generador A.C.
 Ra = Relé auxiliar aclarado y llenado
 RC11/12/13/21/22 = Resistencia calderín
 RS = Resistencia secado
 RTA = Resistencia calentamiento aclarado
 RT2 = Resistencia tanque 2
 RT11/12 = Resistencia tanque 1
 SF = Micro fin recorrido
 TA = Termostato aclarado
 TC.1/2 = Termostato calderín
 TPA = Temporizador Aclarado
 TPT = Temporizador inicio
 TPS = Temporizador secado
 TREC = Termostato recuperador
 TRF = Transformador
 TS = Termostato secado
 TSC.1/2 = Limitador calderín
 T11/2 = Termostato tanque 1/2
 VA = Electrovalvula llenado y aclarado
 VE = Ventilador cuadro eléctrico
 VEV = Electrovalvula condensación vahos
 VL1/2 = Electrovalvula llenado tanque
 VG = Electrovalvula general
 VREC = Electrovalvula salida

FRANÇAIS
 Points de connexion R
 Points de connexion 160/200 sans sechage ni condensateur
 Condensateur
 Relais auxiliaire rinçage
 Contacteur pompe lavage 1/2/3
 Contacteur pompe prelavage
 Contacteur moteur extracteur
 Contacteur moteur sechage
 Contacteur avance 1/2
 Contacteur moteur recuperateur
 Contacteur chauff. surchauffeur
 Contacteur resistances sechage
 Contacteur chauffage rinçage
 Contacteur chauffage cuve 2
 Contacteur chauffage cuve 1
 Relais porte
 Dosseur de tensoactif
 Dosseur de detergent
 Fusible
 Relais thermique moteur extracteur
 S. Thermique pompe lavage 1/2/3
 Relais thermique moteur sechage
 Relais thermique moteur recuperateur
 S. Thermique moteur avance
 Micro rinçage
 Interrupteur general
 Micro lavage
 Bouton marche
 Micro porte rinçage
 Bouton arrêt
 Micro porte prelavage
 Micro porte cuve 1/2/3
 Voyant fonctionnement
 Voyant demarrage
 Pompe remplissage rinçage
 Pompe rinçage
 Pompe lavage 1/2/3
 Pompe de pression
 Pompe prelavage
 Moteur extracteur vapeur
 Moteur recuperateur
 Moteur sechage
 Moteur avance
 Pressostat rinçage
 Arrêt d'urgence
 Pressostat prelavage
 Pressostat lavage 1 chauffage
 Pressostat lavage 1 remplissage
 Pressostat lavage 2 chauffage
 Pressostat lavage 2 remplissage
 Pressostat lavage 3 remplissage
 Relais du Generateur
 Alimentation generateur
 Relais auxiliaire rinçage remplissage
 Resistance surchauffeur
 Resistance sechage
 Resistance chauffage rinçage
 Resistance cuve 2
 Resistance cuve 1
 Micro fin de course
 Thermostat de rinçage
 Thermostat surchauffeur
 Temporisateur rinçage
 Temporisateur demarrage
 Temporisateur sechage
 Thermostat recuperateur
 Transformateur
 Thermostat sechage
 Thermostat limiteur surchauffeur
 Thermostat cuve 1/2
 Electrovanne remplissage rinçage
 Ventilateur tableau électrique
 Electrovanne condenseur vapeur
 Electrovanne remplissage cuve
 Electrovanne general
 Electrovanne demarrage

ENGLISH
 Connection point with R
 Connection points 160/200 without drying nor condenser
 Condenser
 Rinse auxiliary relay
 Wash pump contactor 1/2/3
 Pre-Wash pump contactor
 Exhaust motor contactor
 Drying motor contactor
 Advance contactor 1/2
 Motor recover contactor
 Boiler heating contactor
 Drying heating element contactor
 Rinse heating contactor
 Tank heating contactor 2
 Tank heating contactor 1
 Door relay
 Rinse doser
 Detergent doser
 Fuse
 Thermic switch exhaust motor relay
 Thermic switch pump 1/2/3
 Drying motor thermic relay
 Thermic switch recover motor
 Thermic switch rack pulling motor
 Rinse microswitch
 Main switch
 Wash microswitch
 On pushbutton
 Rinse door microswitch
 Off pushbutton
 Pre-wash door microswitch
 Tank door microswitch 1/2/3
 Operation light
 Start light
 Fill and rinse pump
 Rinse pump
 Wash pump 1/2/3
 Pressure pump
 Pre-wash pump
 Exhaust steam motor
 Recover motor
 Drying motor
 Motor advance
 Rinse level switch
 Emergency stop
 Pre-wash level switch
 Wash level 1 and heating switch
 Wash level 1 and fill switch
 Wash level 2 and heating switch
 Wash level 2 and fill switch
 Wash 3 fill pressostat
 Generator rele
 Water heater feeding
 Rinse and fill auxiliary relay
 Boiler heating element
 Drying heating element
 Rinse heating heater
 Tank heater 2
 Tank heater 1
 Safety end switch
 Rinse thermostat
 Boiler thermostat
 Rinsing timer
 Start timer
 Drying timer
 Recover thermostat
 Transformer
 Drying thermostat
 Boiler HI-limit thermostat
 Tank thermostat 1/2
 Fill and rinse valve
 Switchboard fan
 Exhaust condenser solenoid valve
 Tank fill valve
 Main valve
 Outlet solenoid valve

DEUTSCH
 Anschlusspunkte mit R
 Anschlusspunkte 160/200 weder ohne Trocknung noch Kondensator
 Kondensator
 Hilfsrelais Spülen
 Kontaktschütz Waschpumpe 1/2/3
 Kontaktschütz Vorwaschpumpe
 Kontaktschütz Abzugsmotor
 Kontaktschütz Trocknungsmotor
 Kontaktschütz Vorlauf 1/2
 Kontaktschütz Rekuperatormotor
 Kontaktschütz Boilerheizung
 Kontaktschütz Trocknungsheizwiderstand
 Kontaktschütz Spülheizung
 Kontaktschütz Heizung Tank 2
 Kontaktschütz Heizung Tank 1
 Türrelais
 Dosierer Glanzmittel
 Dosierer Spülmittel
 Sicherung
 Thermorelais Abzugsmotor
 Thermostalter Waschpumpe 1/2/3
 Thermorelais Trocknungsmotor
 Thermorelais Rekuperatormotor
 Thermostalter Vorlaufmotor
 Mikroschalter Spülen
 Hauptschalter
 Mikroschalter Waschen
 Betriebstaster
 Mikroschalter Tür Spülen
 Aus-Taster
 Mikroschalter Tür Vorwaschen
 Mikroschalter Tür Tank 1/2/3
 Betriebsanzeigelampe
 Startanzeigelampe
 Füll-und Spülpumpe
 Spülpumpe
 Waschpumpe 1/2/3
 Druckpumpe
 Vorwaschpumpe
 Motor Dampfabzug
 Rekuperatormotor
 Trocknungsmotor
 Vorlaufmotor
 Druckregler Spülen
 Not-Aus
 Druckregler Vorwaschen
 Druckregler Waschstufe 1 Heizen
 Druckregler Waschstufe 1 Füllen
 Druckregler Waschstufe 2 Heizen
 Druckregler Waschstufe 2 Füllen
 Druckwächter Spülgang 3 Füllvorgang
 Relais Generator
 Stromversorgungsanschluss Generator
 Hilfsrelais Spülen und Füllen
 Boilerheizwiderstand
 Heizwiderstand Trocknen
 Heizwiderstand Spülen
 Heizwiderstand Tank 2
 Heizwiderstand Tank 1
 Mikroschalter Zyklusende
 Thermostat zum Spülen
 Thermostat kessel
 Zeitschaltuhr Spülgang
 Start-Timer
 Trocknungs-Timer
 Rekuperator-Timer
 Transformator
 Trocknungsthermostat
 Grenzthermostat Boiler
 Thermostat Tank 1/2
 Elektroventil Füllen und Spülen
 Schalttafelventilator
 Elektroventil Dampfkondensation
 Elektroventil Tankfüllung
 Hauptelektroventil
 Ausgangselektroventil

ITALIANO
 Punti di collegamento con R
 Punti di collegamento 160/200 senza asciugatura né condensatore
 Condensatore
 Relé ausiliario risciacquo
 Contattore pompa lavaggio 1/2/3
 Contattore pompa prelavaggio
 Contattore motore estrattore
 Contattore motore asciugatura
 Contattore avanzamento 1/2
 Contattore motore recuperatore
 Contattore riscaldamento boiler
 Contattore resistenza asciugatura
 Contattore riscaldamento risciacquo
 Contattore riscaldamento serbatoio 2
 Contattore riscaldamento serbatoio 1
 Relé porta
 Dosatore brillantante
 Dosatore detersivo
 Fusibile
 Relé termico motore estrattore
 Relé termico pompa lavaggio 1/2/3
 Relé termico motore asciugatura
 Contattore motore recuperatore
 Relé termico motore avanzamento
 Microinterruttore risciacquo
 Interruttore generale
 Microinterruttore lavaggio
 Bottone di avvio
 Microinterruttore porta risciacquo
 Bottone di arresto
 Microinterruttore porta prelavaggio
 Microinterruttore porta serbatoio 1/2/3
 Spia accensione
 Spia avvio
 Pompa di riempimento e risciacquo
 Pompa risciacquo
 Pompa lavaggio 1/2/3
 Pompa a pressione
 Pompa prelavaggio
 Motore estrazione vapore
 Motore recuperatore
 Motore asciugatura
 Motore avanzamento
 Pressostato risciacquo
 Arresto di emergenza
 Pressostato prelavaggio
 Pressostato lavaggio 1 riscaldamento
 Pressostato lavaggio 1 riempimento
 Pressostato lavaggio 2 riscaldamento
 Pressostato lavaggio 2 riempimento
 Pressostato lavaggio 3 riempimento
 Relé Generator
 Alimentazione generatore
 Relé ausiliario risciacquo e riempimento
 Resistenza boiler
 Resistenza asciugatura
 Resistenza riscaldamento risciacquo
 Resistenza serbatoio 2
 Resistenza serbatoio 1
 Microinterruttore fincorsa
 Termostato risciacquo
 Termostato boiler
 Timer risciacquo
 Timer avvio
 Timer asciugatura
 Termostato recuperatore
 Trasformatore
 Termostato asciugatura
 Termostato limitatore boiler
 Termostato serbatoio 1/2
 Elettrovalvola riempimento e risciacquo
 Ventilatore quadro elettrico
 Elettrovalvola condensazione vapore
 Elettrovalvola riempimento serbatoio
 Elettrovalvola generale
 Elettrovalvola uscita

LEYENDA

COMPACTO,
 MODULAR
 Y CINTA.

Z-313070

HC-17259 - 2