

**Lavavajillas de apertura frontal
Lave-vaisselle à ouverture frontale
Front loading dishwasher
Geschirrspülmaschinen mit frontbeladung
Lavastoviglie ad apertura frontale
Lava-louças de apertura frontal**

Modelos:

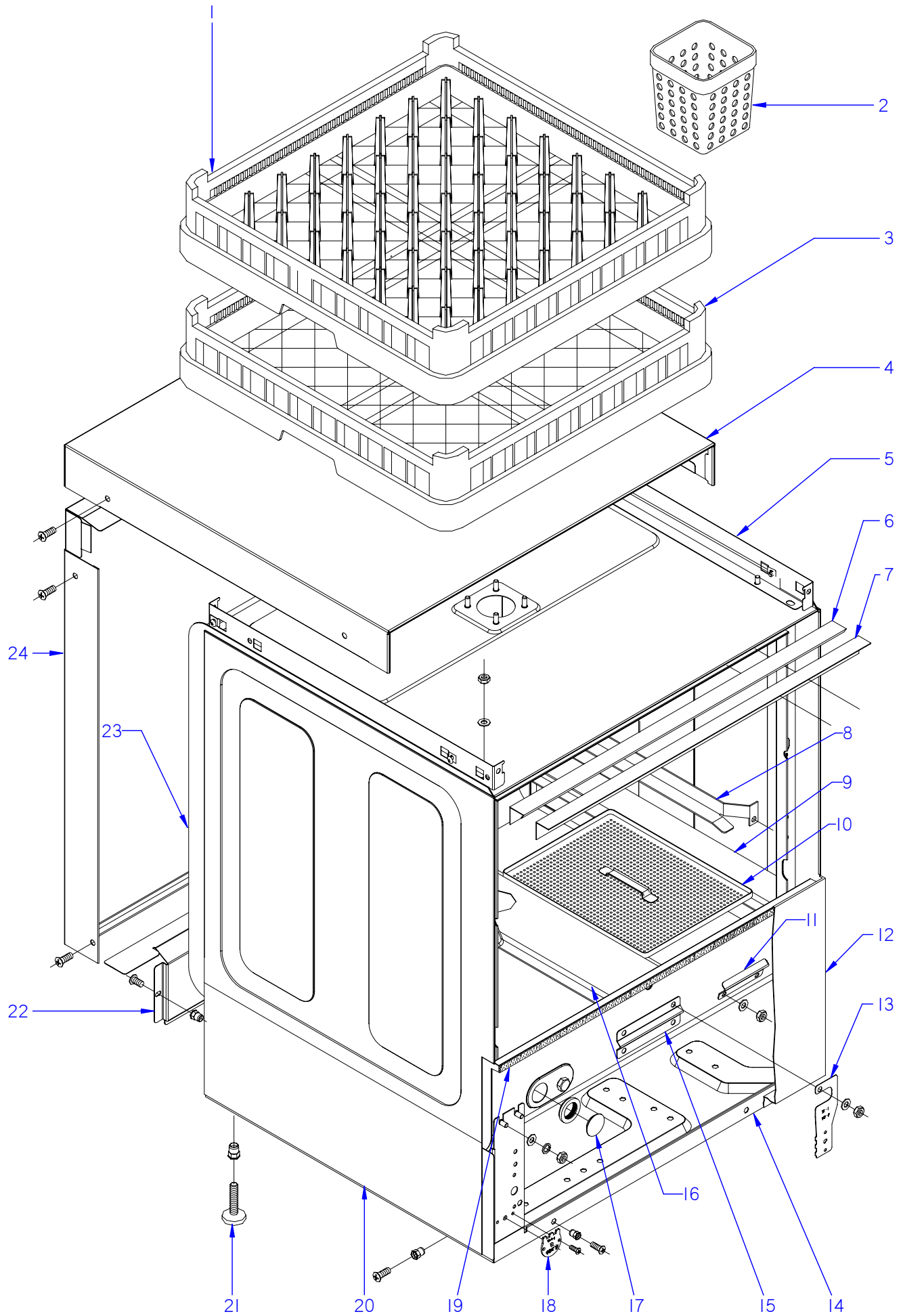
**FI-64
FI-64 B
FI-64 C
FI-64 D
FI-64 W
FI-64 B-BT
FI-64 HY CLINIC**

Junio 2009 June

Revisado Septiembre 2013 September Revised



F A G O R I N D U S T R I A L



ITEM MARCADO EN COLOR = REPUESTO RECOMENDADO
 COLOURED ITEM = RECOMMENDED SPARE PART

| | | | | | | |
|---------|--------------------|---------|----------------------|--------|--------|---------------------------------------|
| N plano | Firma | Fecha | Aparato | MUEBLE | Lamina | Fagor Industrial S.Coop. FAGOR |
| C-1843 | <i>(Signature)</i> | 2007-06 | LAVAVAVAJILLAS FI-64 | | 1 | Oñate |

| MOD. | | LAVAVAJILLAS DE APERTURA FRONTAL FRONT LOADING DISHWASHER | | ZONA / ZONE | MUEBLE / FITTING | | | | | | | C-1843 |
|------|----------------|--|-----------------------------|-------------|------------------|---------|---------|---------|------------------|--------------------|----------------------|--------|
| ITEM | CODIGO CODE | DENOMINACION | NAME | FI-64 | FI-64 B | FI-64 C | FI-64 D | FI-64 W | FI-64 B-BT UK | FI-64 HY CLINIC | NOTAS | |
| 1 | Z655302000 | CESTILLO PLATOS CP-16-18 | PLATE BASKET CP-16-18 | 1 | 1 | 1 | 1 | 1 | 1 | 1 | | |
| 2 | Z655314000 | CESTILLO CUBIERTOS | CUTLERY BASKET | 4 | 4 | 4 | 4 | 4 | 4 | 4 | | |
| 3 | Z655301000 | CESTILLO BASE CT-10 | BASE BASKET CT-10 | 1 | 1 | 1 | 1 | 1 | 1 | 1 | | |
| | Z209121000 | TOPE 50x50x80 | BUFFER 50x50x80 | 2 | 2 | 2 | 2 | 2 | 2 | 2 | | |
| 4 | Z202906000 | TAPA T-CO. | COVER T-CO. | 1 | 1 | 1 | 1 | 1 | 1 | 1 | | |
| | Q221342000 | REMACHE EXAGONAL M5 | HEXAGONAL RIVET M5 | 2 | 2 | 2 | 2 | 2 | 2 | 2 | | |
| | Q152004000 | TORNIL, APLASTADO M5x13 A304 | FLAT HEADED BOLT M5x13 A304 | 2 | 2 | 2 | 2 | 2 | 2 | 2 | | |
| | Q152004000 | TORNIL, APLASTADO M5x13 A304 | FLAT HEADED BOLT M5x13 A304 | 4 | 4 | 4 | 4 | 4 | 4 | 4 | | |
| | Q221012000 | TUERCA RAPIDA M,5 | RAPID NUT M,5 | 4 | 4 | 4 | 4 | 4 | 4 | 4 | | |
| | 3713500000 | PERFIL CUBREARISTAS PLASTICO | PLASTIC EDGE COVER PROFILE | 1 | 1 | 1 | 1 | 1 | 1 | 1 | | |
| 5 | Z200329000 | ESCUADRA AMARRE TAPA AF | COVER FASTENING BRACKET A | 2 | 2 | 2 | 2 | 2 | 2 | 2 | ELIMINADO 29.01.10 | |
| 5 | Z200346000 | ESCUADRA AMARRE TAPA AF | COVER FASTENING BRACKET A | 2 | 2 | 2 | 2 | 2 | 2 | 2 | INTRODUCIDO 29.01.10 | |
| | Q162040000 | TUERCA EXAGONAL M6 | HEXAGONAL NUT M6 | 4 | 4 | 4 | 4 | 4 | 4 | 4 | | |
| | Q232040000 | ARANDELA A6 | WASHER A6 | 4 | 4 | 4 | 4 | 4 | 4 | 4 | | |
| | Q012073000 | TORNILLO EXAGONAL M12X20 | HEXAGONAL BOLT M12x20 | 2 | 2 | 2 | 2 | 2 | 2 | 2 | | |
| | Q306024000 | JUNTA18X12.5X1.5 | SEAL 18X12.5X1.5 | 2 | 2 | 2 | 2 | 2 | 2 | 2 | | |
| | Q162070000 | TUERCA EXAGONAL M12 | HEXAGONAL NUT M12 | 2 | 2 | 2 | 2 | 2 | 2 | 2 | | |
| 6 | Z200315000 | PERFIL CAJA | BOX PROFILE | 1 | 1 | 1 | 1 | 1 | 1 | 1 | | |
| 7 | Z200309000 | ESCUADRA SUJECCION PERFIL | FASTENING BRACKET PROFILE | 1 | 1 | 1 | 1 | 1 | 1 | 1 | | |
| 8 | Z200305000 | GUIA CESTILLO DERECHO | RIGHT BASKET GUIDE | 1 | 1 | 1 | 1 | 1 | 1 | 1 | ELIMINADO 01.12.10 | |
| 8 | Z200347000 | GUIA CESTILLO DERECHO | RIGHT BASKET GUIDE | 1 | 1 | 1 | 1 | 1 | 1 | 1 | INTRODUCIDO 01.12.10 | |
| S/Nº | Z200306000 | GUIA CESTILLO IZQUIERDO | LEFT BASKET GUIDE | 1 | 1 | 1 | 1 | 1 | 1 | 1 | ELIMINADO 01.12.10 | |
| S/Nº | Z200348000 | GUIA CESTILLO IZQUIERDO | LEFT BASKET GUIDE | 1 | 1 | 1 | 1 | 1 | 1 | 1 | INTRODUCIDO 01.12.10 | |
| | Q162040000 | TUERCA EXAGONAL M6 | WASHER A6 | 4 | 4 | 4 | 4 | 4 | 4 | 4 | | |
| | Q232040000 | ARANDELA A6 | HEXAGONAL NUT M6 | 4 | 4 | 4 | 4 | 4 | 4 | 4 | | |
| | Q012073000 | TORNIL. EXAGONAL M12x20 A.304 | HEXAGONAL BOLTm12x20 A.304 | 2 | 2 | 2 | 2 | 2 | 2 | 2 | | |
| 9 | Z210805000 | SOPORTE DERECHO BANDEJAS | RIGHT TRAY SUPPORT | 1 | 1 | 1 | 1 | 1 | 1 | 1 | | |
| S/Nº | Z210806000 | SOPORTE IZDQUIERD. BANDEJAS | LEFT TRAY SUPPORT | 1 | 1 | 1 | 1 | 1 | 1 | 1 | | |
| | Q162040000 | TUERCA EXAGONAL M6 | HEXAGONAL NUT M6 | 4 | 4 | 4 | 4 | 4 | 4 | 4 | | |
| | Q232040000 | ARANDELA A6 | WASHER A6 | 4 | 4 | 4 | 4 | 4 | 4 | 4 | | |
| | | | | | | | | | | | | |

| MOD. | | LAVAVAJILLAS DE APERTURA FRONTAL FRONT LOADING DISHWASHER | | ZONA / ZONE | MUEBLE / FITTING | | | | | | | C-1843 |
|------|----------------|--|-----------------------------|-------------|------------------|---------|---------|---------|--------------|--------------------|------------------------|--------|
| ITEM | CODIGO CODE | DENOMINACION | NAME | FI-64 | FI-64 B | FI-64 C | FI-64 D | FI-64 W | FI-64 B-BTUK | FI-64 HY CLINIC | NOTAS | |
| 10 | Z210801000 | BANDEJA COMPLETA | COMPLETE TRAY | 4 | 4 | 4 | 4 | 4 | 4 | 4 | ELIMINADO 05.06.08 | |
| 10 | Z210802000 | BANDEJA COMPLETA | COMPLETE TRAY | 4 | 4 | 4 | 4 | 4 | 4 | 4 | INTRODUCIDO 05.06.08 | |
| 11 | Z431701000 | CHAPA TERMOMETRO W | THERMOMETER PLATE W | - | - | - | - | 1 | - | - | | |
| | Q012073000 | TORNILLO EXAGONAL M12X20 | HEXAGONAL BOLT M12x20 | - | - | - | - | 2 | - | - | | |
| | Q162070000 | TUERCA EXAGONAL M12 | HEXAGONAL NUT M12 | - | - | - | - | 2 | - | - | | |
| | Q306024000 | JUNTA 18x12,5x1,5 | SEAL 18x12.5x1.5 | - | - | - | - | 2 | - | - | | |
| 12 | Z202913000 | PANEL FRONTAL SIN PUERTA | FRONT PANEL WITHOUT DOOR | 1 | - | - | 1 | - | - | - | | |
| 12 | Z228812000 | PANEL FRONTAL B SIN PUERTA | FRONT PANEL B WITHOUT DOOR | - | 1 | 1 | - | 1 | 1 | 1 | | |
| | Q152004000 | TORNIL, APLASTADO M5x13 A304 | FLAT HEADED BOLT M5x13 A304 | 2 | 2 | 2 | 2 | 2 | 2 | 2 | | |
| 13 | Z208435000 | SOPORTE W TERMOST. TANQUE | THERMOSTAT SUPPORT W TANK | - | - | - | - | 1 | - | - | ELIMINADO 10.12.2012 | |
| 13 | 12043911 | REGULADOR Tª W AF 167ºF | REGULATOR Tª W AF 167ºF | - | - | - | - | 1 | - | - | INTRODUCIDO 10.12.2012 | |
| | Q162040000 | TUERCA EXAGONAL M6 | HEXAGONAL NUT M6 | - | - | - | - | 4 | - | - | | |
| | Q232040000 | ARANDELA A6 | WASHER A6 | - | - | - | - | 4 | - | - | | |
| | Q262040000 | ARANDELA GROW. A6 A.304 | WASHER GROW. A6 A.304 | - | - | - | - | 4 | - | - | | |
| 14 | Z200101000 | ARMAZON COMPLETO | COMPLETE FRAME | 1 | 1 | 1 | 1 | 1 | 1 | 1 | | |
| 15 | Z748008000 | SOPORTE BULBO TERMOSTATO | THERMOSTAT BULB SUPPORT | - | - | - | - | 1 | - | - | | |
| | Q162040000 | TUERCA EXAGONAL M6 | HEXAGONAL NUT M6 | - | - | - | - | 2 | - | - | | |
| | Q232040000 | ARANDELA A6 | WASHER A6 | - | - | - | - | 2 | - | - | | |
| | Q262040000 | ARANDELA GROW. A6 A.304 | WASHER GROW. A6 A.304 | - | - | - | - | 2 | - | - | | |
| 16 | Z210804000 | SOPORTE CENTRAL BANDEJAS | CENTRAL TRAY SUPPORT | 1 | 1 | 1 | 1 | 1 | 1 | 1 | | |
| 17 | P443060000 | TAPON | COVER | - | - | - | - | 1 | - | - | | |
| | N503017000 | SOPORTE TERMOSTATO 1001713 | THERMOSTAT SUPPORT 1001713 | - | - | - | - | 1 | - | - | | |
| 18 | Z718446000 | CHAPA W 85ºC | PLATE W 85ºC | - | - | - | - | 1 | - | - | ELIMINADO 30,10,12 | |
| 19 | Z200313000 | PERFIL GOMA ESPONJOSA | FOAM RUBBER PROFILE | 1 | 1 | 1 | 1 | 1 | 1 | 1 | | |
| 20 | Z202903000 | PANEL LATERAL IZQUIERDO | LEFT SIDE PANEL | 1 | 1 | 1 | 1 | 1 | 1 | 1 | | |
| | Q152004000 | TORNIL, APLASTADO M5x13 A304 | FLAT HEADED BOLT M5x13 A304 | 2 | 2 | 2 | 2 | 2 | 2 | 2 | | |
| S/Nº | Z202902000 | PANEL LATERAL DERECHO | RIGHT SIDE PANEL | 1 | 1 | 1 | 1 | 1 | 1 | 1 | | |
| | Q152004000 | TORNIL, APLASTADO M5x13 A304 | FLAT HEADED BOLT M5x13 A304 | 2 | 2 | 2 | 2 | 2 | 2 | 2 | | |
| 21 | Z200107000 | PATA REGULABLE | ADJUSTABLE LEG | 4 | 4 | 4 | 4 | 4 | 4 | 4 | | |
| 22 | Z202921000 | PANEL POSTERIOR INFERIOR | REAR LOWER PANEL | 1 | 1 | 1 | 1 | 1 | - | - | | |
| 22 | Z258941000 | PANEL POSTERIOR INFERIOR B.T. | REAR LOWER PANEL L.V. | - | - | - | - | - | 1 | 1 | | |

MOD.

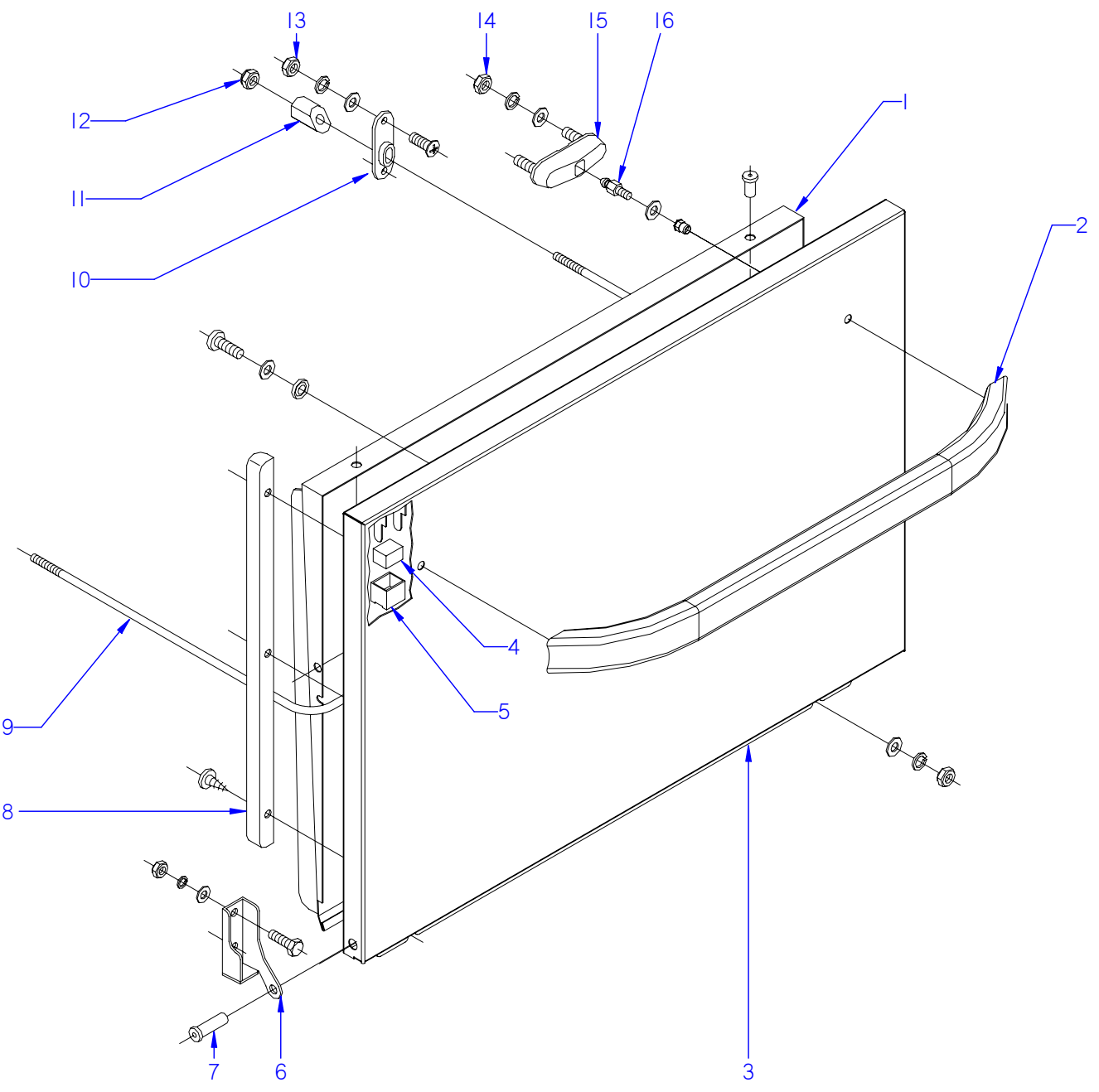
LAVAVAJILLAS DE APERTURA FRONTAL
FRONT LOADING DISHWASHER

ZONA / ZONE

MUEBLE / FITTING

C-1843

| ITEM | CODIGO CODE | DENOMINACION | NAME | FI-64 | FI-64 B | FI-64 C | FI-64 D | FI-64 W | FI-64 B-BTUK | FI-64 HY CLINIC | NOTAS |
|------|----------------|------------------------------|-----------------------------|-------|---------|---------|---------|---------|--------------|--------------------|-------|
| 23 | Z208730000 | CAJA SOLDADA | WELDED BOX | 1 | 1 | — | — | — | — | — | |
| 23 | Z208412000 | CAJA SOLDADA W | WELDED BOX W | — | — | 1 | — | 1 | — | — | |
| 23 | Z210352000 | CAJA SOLDADA D | WELDED BOX D | — | — | — | 1 | — | — | — | |
| 23 | Z207402000 | CAJA SOLDADA CLINIC LINE | WELDED BOX CLINIC LINE | — | — | — | — | — | 1 | 1 | |
| | Q162040000 | TUERCA EXAGONAL M6 | HEXAGONAL NUT M6 | 8 | 8 | 8 | 8 | 8 | 8 | 8 | |
| | Q302022000 | ARANDELA 16X6X1.2 A.304 | WASHER 16X6X1.2 A.304 | 8 | 8 | 8 | 8 | 8 | 8 | 8 | |
| | Q262040000 | ARANDELA GROW. A6 A.304 | WASHER GROW. A6 A.304 | 8 | 8 | 8 | 8 | 8 | 8 | 8 | |
| | Q152018000 | PERNO M6x10 | BOLT M6x10 | — | — | — | — | 4 | 1 | 1 | |
| 24 | Z202904000 | PANEL POSTERIOR ALU.FI-30 | ALU.FI-30 REAR PANEL | 1 | 1 | 1 | 1 | 1 | 1 | 1 | |
| | Q152004000 | TORNIL, APLASTADO M5x13 A304 | FLAT HEADED BOLT M5x13 A304 | 4 | 4 | 4 | 4 | 4 | 4 | 4 | |
| | | | | | | | | | | | |
| | | | | | | | | | | | |
| | | | | | | | | | | | |
| | | | | | | | | | | | |
| | | | | | | | | | | | |
| | | | | | | | | | | | |
| | | | | | | | | | | | |
| | | | | | | | | | | | |
| | | | | | | | | | | | |
| | | | | | | | | | | | |
| | | | | | | | | | | | |
| | | | | | | | | | | | |
| | | | | | | | | | | | |
| | | | | | | | | | | | |
| | | | | | | | | | | | |
| | | | | | | | | | | | |



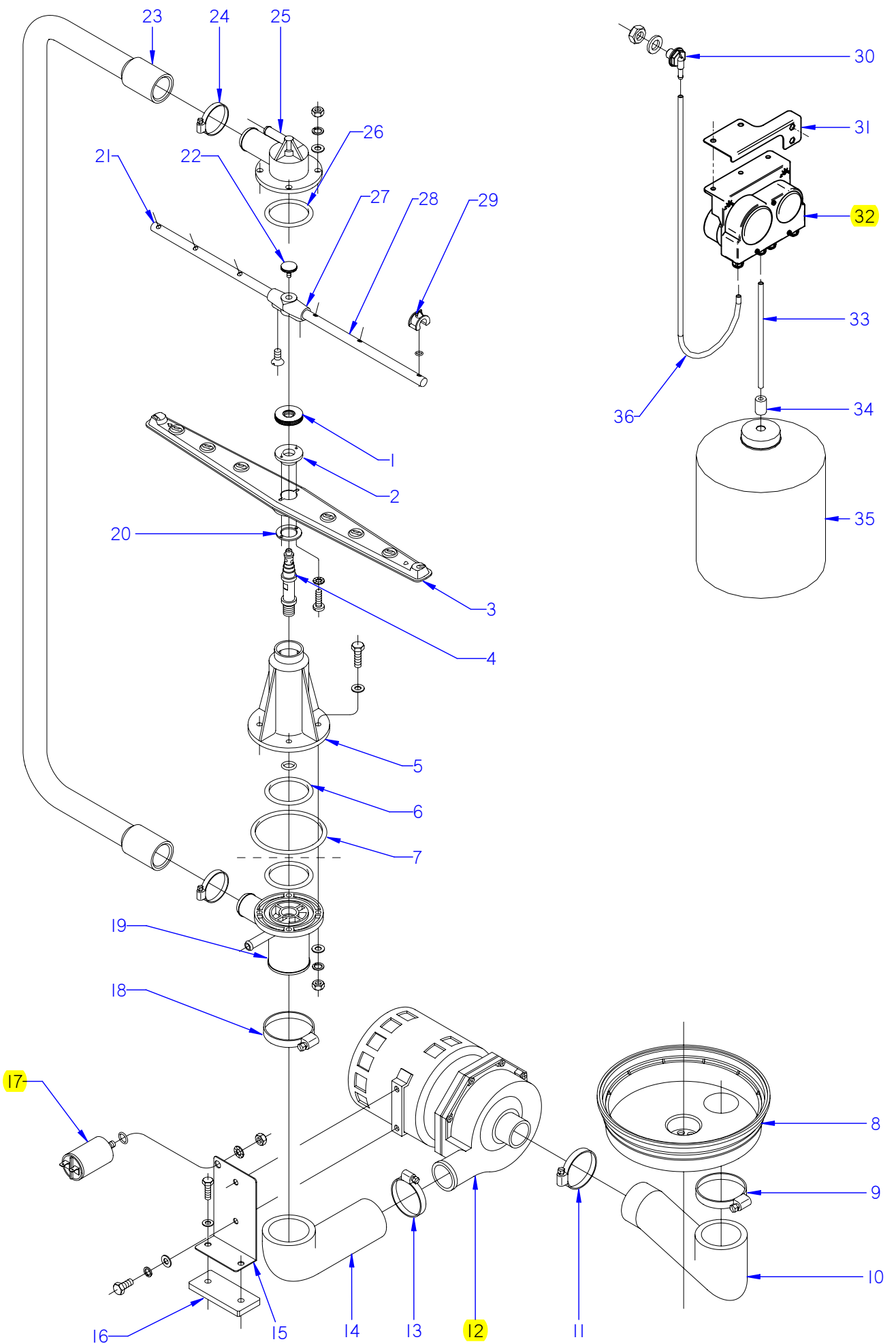
ITEM MARCADO EN COLOR = REPUESTO RECOMENDADO
 COLOURED ITEM = RECOMMENDED SPARE PART

| | | | | | |
|-------------------|-----------------------------|------------------|-------------------------------|-------------|------------------------------------|
| N plano C-1844 | Firma <i>[Signature]</i> | Fecha 2007-06 | Aparato LAVAVAJILLAS FI-64 | Lamina 2 | Fagor Industrial S. Coop. Omate |
| | | | PUERTA | | |



| MOD. | | LAVAVAJILLAS DE APERTURA FRONTAL FRONT LOADING DISHWASHER | | ZONA / ZONE | PUERTA / DOOR | | | | | | | C-1844 |
|------|-------------------|--|----------------------------------|-------------|---------------|---------|---------|---------|--------------|--------------------|----------------------|--------|
| ITEM | CODIGO CODE | DENOMINACION | NAME | FI-64 | FI-64 B | FI-64 C | FI-64 D | FI-64 W | FI-64 B-BTUK | FI-64 HY CLINIC | NOTAS | |
| | 1200005030 | KIT PUERTA LAVAJILLAS FI 64 | DOOR KIT FI 64 DISHWASHER | 1 | 1 | 1 | 1 | 1 | 1 | 1 | | |
| 1 | Z200545000 | CONTRAPUERTA SOLDADA | WELDED COUNTERDOOR | 1 | 1 | 1 | 1 | 1 | 1 | 1 | ELIMINADO 13.06.08 | |
| 1 | Z200556000 | CONTRAPUERTA SOLDADA | WELDED COUNTERDOOR | 1 | 1 | 1 | 1 | 1 | 1 | 1 | INTRODUCIDO 13.06.08 | |
| | Q412000000 | REMACHE TUBULAR 4 x 8 | TUBULAR RIVET 4 x 8 | 4 | 4 | 4 | 4 | 4 | 4 | 4 | | |
| | Q232030000 | ARANDELA A5 | WASHER A5 | 2 | 2 | 2 | 2 | 2 | 2 | 2 | | |
| | Q162030000 | TUERCA EXAGONAL M5 | HEXAGONAL NUT M5 | 2 | 2 | 2 | 2 | 2 | 2 | 2 | | |
| | Q262030000 | ARANDELA GROW. A5 A.304 | WASHER GROW. A5 A.304 | 2 | 2 | 2 | 2 | 2 | 2 | 2 | | |
| 2 | Z200551000 | ASA PUERTA | DOOR HANDLE | 1 | 1 | 1 | 1 | 1 | 1 | 1 | | |
| 3 | Z218005000 | PUERTA SOLDADA | WELDED DOOR | 1 | 1 | 1 | 1 | 1 | 1 | 1 | | |
| 4 | Z200506000 | IMAN | MAGNET | 1 | 1 | 1 | 1 | 1 | 1 | 1 | | |
| 5 | Z200507000 | PROTECTOR IMAN | MAGNET PROTECTOR | 1 | 1 | 1 | 1 | 1 | 1 | 1 | | |
| 6 | Z400514000 | BISAGRA IZQUIERDA T-C. | LEFT HINGE T-C. | 1 | 1 | 1 | 1 | 1 | 1 | 1 | | |
| | Q012042000 | TORNIL. EXAGONAL M6X15 A.304 | HEXAGONAL BOLT M6X15 A.304 | 2 | 2 | 2 | 2 | 2 | 2 | 2 | | |
| | Q232040000 | ARANDELA A6 | WASHER A6 | 2 | 2 | 2 | 2 | 2 | 2 | 2 | | |
| | Q262040000 | ARANDELA GROW. A6 A.304 | WASHER GROW. A6 A.304 | 2 | 2 | 2 | 2 | 2 | 2 | 2 | | |
| | Q162040000 | TUERCA EXAGONAL M6 | HEXAGONAL NUT M6 | 1 | 1 | 1 | 1 | 1 | 1 | 1 | | |
| S/Nº | Z400515000 | BISAGRA DERECHA T-C. | RIGHT HINGE T-C. | 1 | 1 | 1 | 1 | 1 | 1 | 1 | | |
| | Q012042000 | TORNIL. EXAGONAL M6X15 A.304 | HEXAGONAL BOLT M6X15 A.304 | 2 | 2 | 2 | 2 | 2 | 2 | 2 | | |
| | Q232040000 | ARANDELA A6 | WASHER A6 | 2 | 2 | 2 | 2 | 2 | 2 | 2 | | |
| | Q262040000 | ARANDELA GROW. A6 A.304 | WASHER GROW. A6 A.304 | 2 | 2 | 2 | 2 | 2 | 2 | 2 | | |
| | Q162040000 | TUERCA EXAGONAL M6 | HEXAGONAL NUT M6 | 1 | 1 | 1 | 1 | 1 | 1 | 1 | | |
| 7 | Z400516000 | EJE PUERTA | DOOR SHAFT | 2 | 2 | 2 | 2 | 2 | 2 | 2 | | |
| 8 | Z200524000 | MARCO PUERTA | DOOR FRAME | 2 | 2 | 2 | 2 | 2 | 2 | 2 | | |
| | Q412000000 | REMACHE TUBULAR 4 x 8 | TUBULAR RIVET 4 x 8 | 6 | 6 | 6 | 6 | 6 | 6 | 6 | | |
| | Q032041000 | TORNILLO ALOMADO M6X10 | CURVED SCREW M6x10 | 2 | 2 | 2 | 2 | 2 | 2 | 2 | | |
| | Q308002000 | ARANDELA DUBO A6 NYLON | WASHER DUBO A6 NYLON | 2 | 2 | 2 | 2 | 2 | 2 | 2 | | |
| 9 | Z200521000 | VARILLA TENSOR | TENSIONING ROD | 1 | 1 | 1 | 1 | 1 | 1 | 1 | ELIMINADO 13.06.08 | |
| 9 | Z200555000 | VARILLA TENSOR | TENSIONING ROD | 1 | 1 | 1 | 1 | 1 | 1 | 1 | INTRODUCIDO 13.06.08 | |
| 10 | Z200310000 | SOPORTE TENSOR | TENSION SUPPORT | 2 | 2 | 2 | 2 | 2 | 2 | 2 | | |
| 11 | Z200522000 | SENSOR PUERTA | DOOR SENSOR | 2 | 2 | 2 | 2 | 2 | 2 | 2 | | |
| 12 | Q222012000 | TUERCA AUTOB. M6 | SELF-LOCK NUT M6 | 2 | 2 | 2 | 2 | 2 | 2 | 2 | | |

| MOD. | | LAVAVAJILLAS DE APERTURA FRONTAL FRONT LOADING DISHWASHER | | ZONA / ZONE | PUERTA / DOOR | | | | | | | C-1844 |
|------|----------------|--|-----------------------------|-------------|---------------|---------|---------|---------|--------------|--------------------|-------|--------|
| ITEM | CODIGO CODE | DENOMINACION | NAME | FI-64 | FI-64 B | FI-64 C | FI-64 D | FI-64 W | FI-64 B-BTUK | FI-64 HY CLINIC | NOTAS | |
| 13 | Q162030000 | TUERCA EXAGONAL M5 | HEXAGONAL NUT M5 | 4 | 4 | 4 | 4 | 4 | 4 | 4 | | |
| | Q152004000 | TORNIL, APLASTADO M5x13 A304 | FLAT HEADED BOLT M5x13 A304 | 4 | 4 | 4 | 4 | 4 | 4 | 4 | | |
| | Q232030000 | ARANDELA A5 | WASHER A5 | 4 | 4 | 4 | 4 | 4 | 4 | 4 | | |
| | Q262030000 | ARANDELA GROW. A5 A.304 | WASHER GROW. A5 A.304 | 4 | 4 | 4 | 4 | 4 | 4 | 4 | | |
| 14 | Q222012000 | TUERCA AUTOB. M6 | SELF-LOCK NUT M6 | 4 | 4 | 4 | 4 | 4 | 4 | 4 | | |
| 15 | Z200607000 | CONJUNTO CIERRE PUER.T-CO | LOCK UNIT DOOR T-CO | 2 | 2 | 2 | 2 | 2 | 2 | 2 | | |
| 16 | Z200601000 | ENGANCHE CIERRE | LOCK LATCH | 2 | 2 | 2 | 2 | 2 | 2 | 2 | | |
| | Q232030000 | ARANDELA A5 | WASHER A5 | 2 | 2 | 2 | 2 | 2 | 2 | 2 | | |
| | | | | | | | | | | | | |
| | | | | | | | | | | | | |
| | | | | | | | | | | | | |
| | | | | | | | | | | | | |
| | | | | | | | | | | | | |
| | | | | | | | | | | | | |
| | | | | | | | | | | | | |
| | | | | | | | | | | | | |
| | | | | | | | | | | | | |
| | | | | | | | | | | | | |
| | | | | | | | | | | | | |
| | | | | | | | | | | | | |
| | | | | | | | | | | | | |
| | | | | | | | | | | | | |
| | | | | | | | | | | | | |
| | | | | | | | | | | | | |
| | | | | | | | | | | | | |
| | | | | | | | | | | | | |
| | | | | | | | | | | | | |



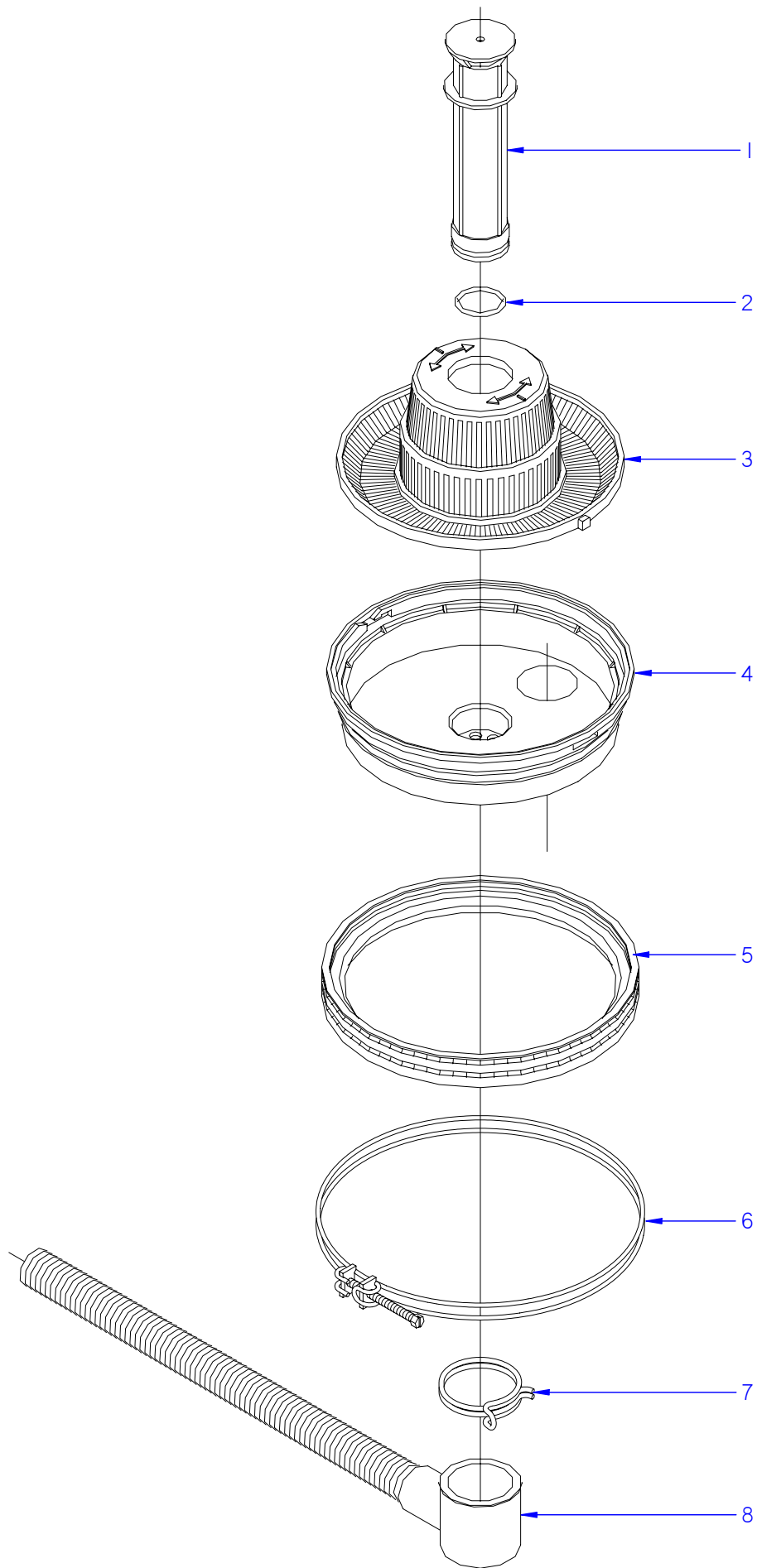
ITEM MARCADO EN COLOR = REPUESTO RECOMENDADO
 COLOURED ITEM = RECOMMENDED SPARE PART

| | | | | | | |
|---------|--------------------|---------|----------------------|---------------------------|--------|---------------------------------------|
| N plano | Firma | Fecha | Aparato | PARTE FUNCIONAL DE LAVADO | Lamina | Fagor Industrial S.Coop. FAGOR |
| C-1845 | <i>[Signature]</i> | 2007-06 | LAVAVAVAJILLAS FI-64 | | 3 | Oñate |

| MOD. | | LAVAVAJILLAS DE APERTURA FRONTAL FRONT LOADING DISHWASHER | | ZONA / ZONE | PARTE FUNCIONAL LAVADO WASH FUNCTIONAL PART | | | | | | | C-1845 |
|------|----------------|--|----------------------------|-------------|--|---------|---------|---------|--------------|--------------------|------------------------|--------|
| ITEM | CODIGO CODE | DENOMINACION | NAME | FI-64 | FI-64 B | FI-64 C | FI-64 D | FI-64 W | FI-64 B-BTUK | FI-64 HY CLINIC | NOTAS | |
| 1 | Z200705000 | TUERCA ESPECIAL M.14X1 | SPECIAL NUT M.14X1 | 2 | 2 | 2 | 2 | 2 | 2 | 2 | | |
| 2 | Z650704000 | ENGANCHE DISTRIBUIDOR | DISTRIBUTOR CATCH | 2 | 2 | 2 | 2 | 2 | 2 | 2 | ELIMINADO 11.02.2013 | |
| 2 | 12045103 | ENGANCHE DISTRIBUIDOR | DISTRIBUTOR CATCH | 2 | 2 | 2 | 2 | 2 | 2 | 2 | INTRODUCIDO 11.02.2013 | |
| 3 | Z650716000 | DISTRIBUIDOR MONTADO | DISTRIBUTOR MOUNTED | 2 | 2 | 2 | 2 | 2 | 2 | 2 | | |
| 4 | Z200704000 | EJE CENTRAL | CENTRAL SHAFT | 2 | 2 | 2 | 2 | 2 | 2 | 2 | | |
| 5 | Z200701000 | SOPORTE DISTRIBUID. INFERIOR | LOWER DISTRIBUTOR SUPPORT | 1 | 1 | 1 | 1 | 1 | 1 | 1 | | |
| | Q307050000 | JUNTA TOR.13.94X19.18X2.6 | O-RING 13.94X19.18X2.6 | 1 | 1 | 1 | 1 | 1 | 1 | 1 | | |
| | Q012046000 | TORNIL. EXAGONAL M6X40 A.304 | HEXAGONAL BOLT M6X40 A.304 | 4 | 4 | 4 | 4 | 4 | 4 | 4 | | |
| | Q306050000 | ARANDELA Ø6X12X1.5 | WASHER Ø6X12X1.5 | 4 | 4 | 4 | 4 | 4 | 4 | 4 | | |
| 6 | Q307052000 | JUNTA TOR.50.17X60.83X5.3 | O-RING 50.17X60.83X5.3 | 2 | 2 | 2 | 2 | 2 | 2 | 2 | | |
| 7 | Q307049000 | JUNTA TOR.85.09X95.75X5.3 | O-RING 85.09X95.75X5.3 | 1 | 1 | 1 | 1 | 1 | 1 | 1 | | |
| 8 | Z200906000 | CUBETA | TRAY | 1 | 1 | 1 | 1 | 1 | 1 | 1 | | |
| 9 | Q881324000 | ABRAZADERA 50-70L | CLAMP 50-70L | 1 | 1 | 1 | 1 | 1 | 1 | 1 | | |
| 10 | Z200904000 | CODO ASPIRACION 1003018 | EXTRACTOR ELBOW 1003018 | 1 | 1 | 1 | 1 | 1 | 1 | 1 | | |
| 11 | Q881307000 | ABRAZADERA 40-60 | CLAMP 40-60 | 1 | 1 | 1 | 1 | 1 | 1 | 1 | | |
| 12 | Z201011000 | BOMBA DE LAVADO | WASH PUMP | 1 | 1 | 1 | 1 | — | 1 | 1 | | |
| | Z201082000 | TURBINA PARA 50 HZ.88 MM | TURBINE 50 HZ.88 MM | 1 | 1 | 1 | 1 | — | 1 | 1 | | |
| | Z201081000 | CONJUNTO JUNTA Y RETEN | JOINT BOARD AND SEAL | 1 | 1 | 1 | 1 | — | 1 | 1 | | |
| 12 | Z203511000 | BOMBA DE LAVADO 60 HZ. | WASH PUMP 60 Hz. | 1 | 1 | 1 | 1 | 1 | 1 | 1 | | |
| | Z201083000 | TURBINA 60 HZ.78 MM | TURBINE 60 HZ.78 MM | 1 | 1 | 1 | 1 | 1 | 1 | 1 | | |
| | Z201081000 | CONJUNTO JUNTA Y RETEN | JOINT BOARD AND SEAL | 1 | 1 | 1 | 1 | 1 | 1 | 1 | | |
| | Z203601000 | RESISTENCIA TANQUE | TANK RESISTOR | 1 | 1 | 1 | 1 | 1 | 1 | 1 | | |
| 13 | Q881307000 | ABRAZADERA 40-60 | CLAMP 40-60 | 1 | 1 | 1 | 1 | 1 | 1 | 1 | | |
| 14 | Z200905000 | CODO IMPULSION 1003017 | IMPULSE ELBOW 1003017 | 1 | 1 | 1 | 1 | 1 | 1 | 1 | | |
| 15 | Z201002000 | SOPORTE MOTOBO.F-3-4-5-6 | MOTORPUMP SUPPORT F-3-4-5- | 1 | 1 | 1 | 1 | 1 | 1 | 1 | | |
| 16 | Z201003000 | BASE BOMBA LAVADO 1003016 | WASH PUMP BASE 1003016 | 1 | 1 | 1 | 1 | 1 | 1 | 1 | | |
| | Q012033000 | TORNIL. EXAGONAL M5X20 A.304 | HEXAGONAL BOLT M5X20 A.304 | 2 | 2 | 2 | 2 | 2 | 2 | 2 | | |
| 17 | V321300000 | CONDENSADOR 10 M.F. | CONDENSER 10 M.F. | 1 | 1 | 1 | 1 | 1 | 1 | 1 | | |
| | Q307048000 | JUNTA TORICA 9.12X16.18X3.53 | O-RING 9.12x16.18x3.53 | 1 | 1 | 1 | 1 | 1 | 1 | 1 | | |
| | Q162050000 | TUERCA EXAGONAL M8x1 INOX. | HEXAGONAL NUT M8x1 INOX. | 1 | 1 | 1 | 1 | 1 | 1 | 1 | | |
| | Q261050000 | ARANDELA MUELLE A8 | SPRING WASHER A8 | 1 | 1 | 1 | 1 | 1 | 1 | 1 | | |

| MOD. | | LAVAVAJILLAS DE APERTURA FRONTAL FRONT LOADING DISHWASHER | | ZONA / ZONE | PARTE FUNCIONAL LAVADO WASH FUNCTIONAL PART | | | | | | | C-1845 |
|------|----------------|--|----------------------------|-------------|--|---------|---------|---------|--------------|--------------------|----------------------|--------|
| ITEM | CODIGO CODE | DENOMINACION | NAME | FI-64 | FI-64 B | FI-64 C | FI-64 D | FI-64 W | FI-64 B-BTUK | FI-64 HY CLINIC | NOTAS | |
| 18 | Q881324000 | ABRAZADERA 50-70L | CLAMP 50-70L | 1 | 1 | 1 | 1 | 1 | 1 | 1 | | |
| 19 | Z200703000 | PASAMUROS | BUSHING | 1 | 1 | 1 | 1 | 1 | 1 | 1 | | |
| | Q232040000 | ARANDELA A6 | WASHER A6 | 4 | 4 | 4 | 4 | 4 | 4 | 4 | | |
| | Q262040000 | ARANDELA GROW. A6 A.304 | WASHER GROW. A6 A.304 | 4 | 4 | 4 | 4 | 4 | 4 | 4 | | |
| | Q162040000 | TUERCA EXAGONAL M6 | HEXAGONAL NUT M6 | 4 | 4 | 4 | 4 | 4 | 4 | 4 | | |
| 20 | Z650711000 | AMARRE ENGANCHE DISTRIBUID. | DISTRIBUTOR HOOK FASTENING | 2 | 2 | 2 | 2 | 2 | 2 | 2 | | |
| | Q152015000 | TORNILLO ALOMADO M3X6 | CURVED SCREW M3X6 | 4 | 4 | 4 | 4 | 4 | 4 | 4 | | |
| | Q242010000 | ARANDELA ABANICO A.3 A304 | FAN WASHER A3 A304 | 4 | 4 | 4 | 4 | 4 | 4 | 4 | | |
| 21 | Z201902000 | RAMA DE ACLARADO IZQUIERDA | LEFT RINSE BRANCH | 2 | 2 | 2 | 2 | 2 | 2 | 2 | | |
| 22 | Q152016000 | TORNILLO ESPECIAL M.5X0.8 | SPECIAL BOLT M.5X0.8 | 2 | 2 | 2 | 2 | 2 | 2 | 2 | | |
| 23 | Z200706000 | ARBOL DE LAVADO | WASH CAM | 1 | 1 | 1 | 1 | 1 | 1 | 1 | | |
| 24 | Q881305000 | ABRAZADERA 25-40 | CLAMP 25-40 | 2 | 2 | 2 | 2 | 2 | 2 | 2 | | |
| 25 | Z200707000 | SOPORTE DISTRIBUIDOR SUPER. | UPPER DISTRIBUTION SUPPORT | 1 | 1 | 1 | 1 | 1 | 1 | 1 | | |
| | Q232040000 | ARANDELA A6 | WASHER A6 | 4 | 4 | 4 | 4 | 4 | 4 | 4 | | |
| | Q162040000 | TUERCA EXAGONAL M6 | HEXAGONAL NUT M6 | 4 | 4 | 4 | 4 | 4 | 4 | 4 | | |
| 26 | Q307052000 | JUNTA TOR.50.17X60.83X5.3 | O-RING 50.17X60.83X5.3 | 1 | 1 | 1 | 1 | 1 | 1 | 1 | | |
| 27 | Z201903000 | SOPORTE RAMAS ACLARADO | RINSE BRANCH SUPPORT | 2 | 2 | 2 | 2 | 2 | 2 | 2 | | |
| | Q042021000 | TORN. AVELLANADO M4X10 A.304 | HEXAGONAL COUNTERSUNK M4 | 4 | 4 | 4 | 4 | 4 | 4 | 4 | | |
| 28 | Z201901000 | RAMA DE ACLARADO DERECHA | RIGHT RINSE BRANCH | 2 | 2 | 2 | 2 | 2 | 2 | 2 | | |
| 29 | Z211903000 | TOBERA ACLARADO | RINSE NOZZLE | 12 | 12 | 12 | 12 | 12 | 12 | 12 | | |
| 30 | Z230902000 | PASAMUROS DETERGENTE | DETERGENT WALL BUSHING | - | - | 1 | - | 1 | 1 | 1 | ELIMINADO 17.07.09 | |
| 30 | Z230905000 | PASAMUROS DETERGENTE INOX. | DETERGENT WALL BUSHING | - | - | 1 | - | 1 | 1 | 1 | INTRODUCIDO 17.07.09 | |
| 30 | Z208927000 | PASAMUROS DETERGENTE INOX | DETERGENT WALL BUSHING | - | - | 1 | - | 1 | 1 | 1 | INTRODUCIDO 30.11.10 | |
| | Q306024000 | JUNTA Ø18X12.5X1.5 | SEAL Ø18X12.5X1.5 | - | - | 1 | - | 1 | 1 | 1 | | |
| | Q162070000 | TUERCA EXAGONAL M12 | HEXAGONAL NUT M12 | - | - | 1 | - | 1 | 1 | 1 | | |
| 31 | Z208434000 | SOPORTE DOSIFICADOR W | DISPENSER SUPPORT W | - | - | 1 | - | 1 | - | - | | |
| | Q411304000 | REMACHE AVIBULB Ø4,8 | AVIBULB RIVET Ø4.8 | - | - | 2 | - | 2 | - | - | | |
| | Q221342000 | REMACHE EXAGONAL M5 | HEXAGONAL RIVET M5 | - | - | 2 | - | 2 | - | - | | |
| | Q012031000 | TORNIL. EXAGONAL M5X10 A.304 | HEX BOLT M5X10 A.304 | - | - | 2 | - | 2 | - | - | | |
| | Q232030000 | ARANDELA A5 | WASHER A5 | - | - | 2 | - | 2 | - | - | | |
| | Q162030000 | TUERCA EXAGONAL M5 | HEXAGONAL NUT M5 | - | - | 2 | - | 2 | - | - | | |

| MOD. | LAVAVAJILLAS DE APERTURA FRONTAL FRONT LOADING DISHWASHER | | ZONA / ZONE | PARTE FUNCIONAL LAVADO WASH FUNCTIONAL PART | | | | | | | C-1845 | |
|------|--|----------------|------------------------------|--|------|-------|---------|---------|---------|---------|--------|----------------------|
| | ITEM | CODIGO CODE | | DENOMINACION | NAME | FI-64 | FI-64 B | FI-64 C | FI-64 D | FI-64 W | | FI-64 B-BTUK |
| | 32 | Z208903000 | DOSIFIC. DGTE REGULABLE G300 | DETERGENT DISP. ADJUST. G300 | | | 1 | | 1 | | | |
| | 32 | Z208903000 | DOSIFIC. DGTE REGULABLE G300 | DETERGENT DISP. ADJUST. G300 | | | | | | 1 | 1 | ELIMINADO 01.02.08 |
| | 32 | Z208915000 | DOSIFIC. DGTE ABRILLANTADOR | DETERGENT DISP. POLISHER | | | | | | 1 | 1 | INTRODUCIDO 01.02.08 |
| | 33 | Z448614000 | CONDUCTO ASPIRACIÓN | EXTRACTOR PIPE | | | 1 | | 1 | 1 | 1 | |
| | 33 | Z448618000 | CONDUCTO ABRILLANTADOR | CROCKERY POLISHER PIPE | | | | | | 1 | 1 | INTRODUCIDO 31.07.07 |
| | S/Nº | Z448616000 | PEGATINA TOMA DETERGENTE | DETERGENT INTAKE LABEL | | | 1 | | 1 | 1 | 1 | |
| | 34 | Z701152000 | PESO FILTRO | FILTER WEIGHT | | | 1 | | 1 | 1 | 1 | |
| | 35 | - | GARRAFA DETERGENTE | DETERGENT CONTAINER | | | 1 | | 1 | 1 | 1 | |
| | 36 | 3699300000 | CONDUCTO DOSIFICAFOR TRANS. | CONDUIT | | | 1 | | 1 | 1 | 1 | |
| | S/Nº | Z208904000 | CABLEADO DOSIFICADOR DTGTE | DETERGENT DISP. WIRING | | | 1 | | 1 | 1 | 1 | |
| | | | | | | | | | | | | |
| | | | | | | | | | | | | |
| | | | | | | | | | | | | |
| | | | | | | | | | | | | |
| | | | | | | | | | | | | |
| | | | | | | | | | | | | |
| | | | | | | | | | | | | |
| | | | | | | | | | | | | |
| | | | | | | | | | | | | |
| | | | | | | | | | | | | |
| | | | | | | | | | | | | |
| | | | | | | | | | | | | |
| | | | | | | | | | | | | |
| | | | | | | | | | | | | |
| | | | | | | | | | | | | |
| | | | | | | | | | | | | |
| | | | | | | | | | | | | |
| | | | | | | | | | | | | |



ITEM MARCADO EN COLOR = REPUESTO RECOMENDADO
 COLOURED ITEM = RECOMMENDED SPARE PART

| | | | | | | |
|---------|--------------------|---------|-----------------------------|-------------------------|--------|---------------------------------------|
| N plano | Firma | Fecha | Aparato | PARTE FUNCIONAL DESAGUE | Lamina | Fagor Industrial S.Coop. FAGOR |
| C-1846 | <i>(Signature)</i> | 2007-06 | LAVAVAJILLAS FI-64; FI-64 D | 4 | Oñate | |

MOD. LAVAVAJILLAS DE APERTURA FRONTAL
FRONT LOADING DISHWASHER

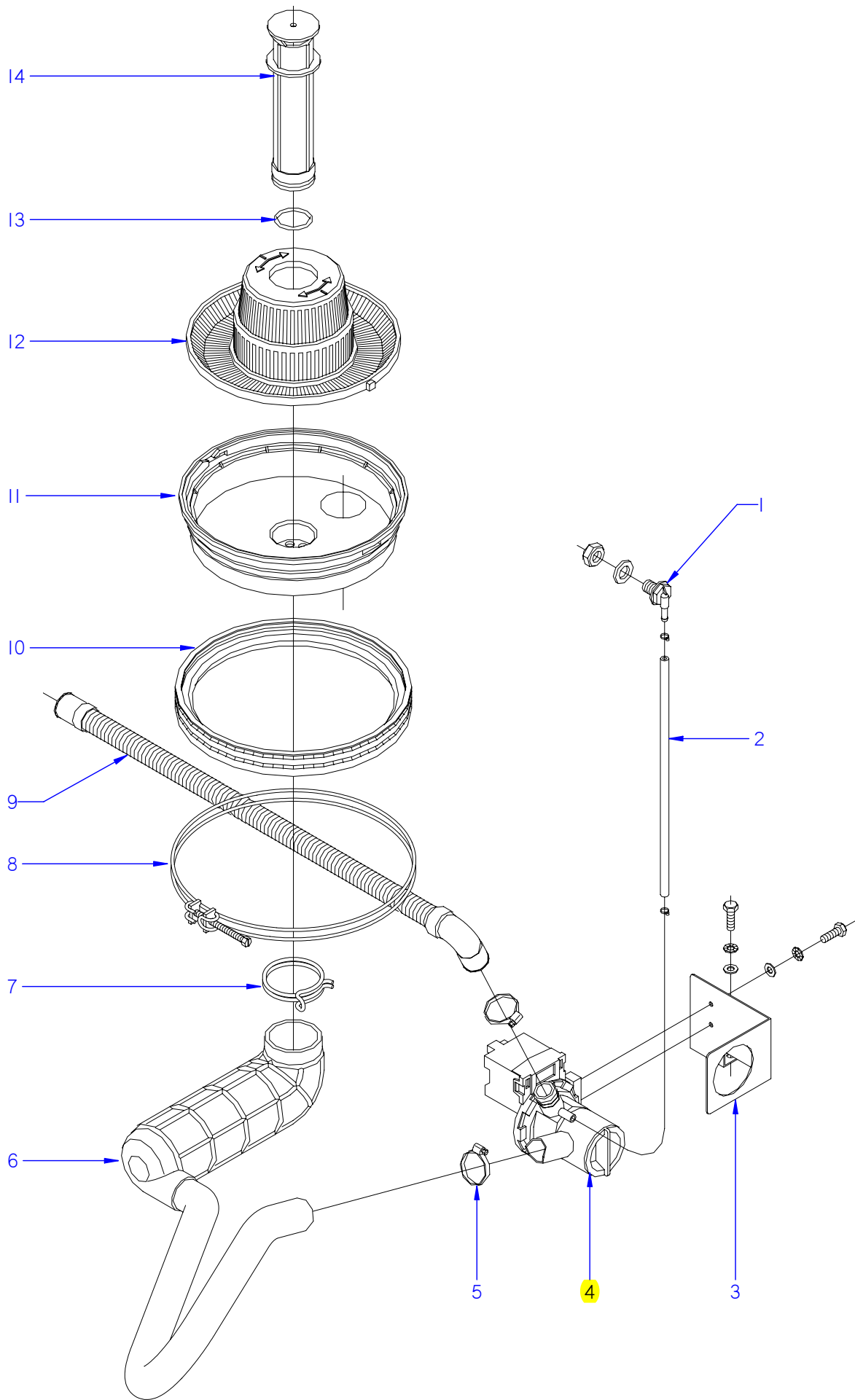
ZONA / ZONE

PARTE FUNCIONAL DESAGÜE
DRAINAGE FUNCTIONAL PART

PLANO
DIAGRAM

C-1846

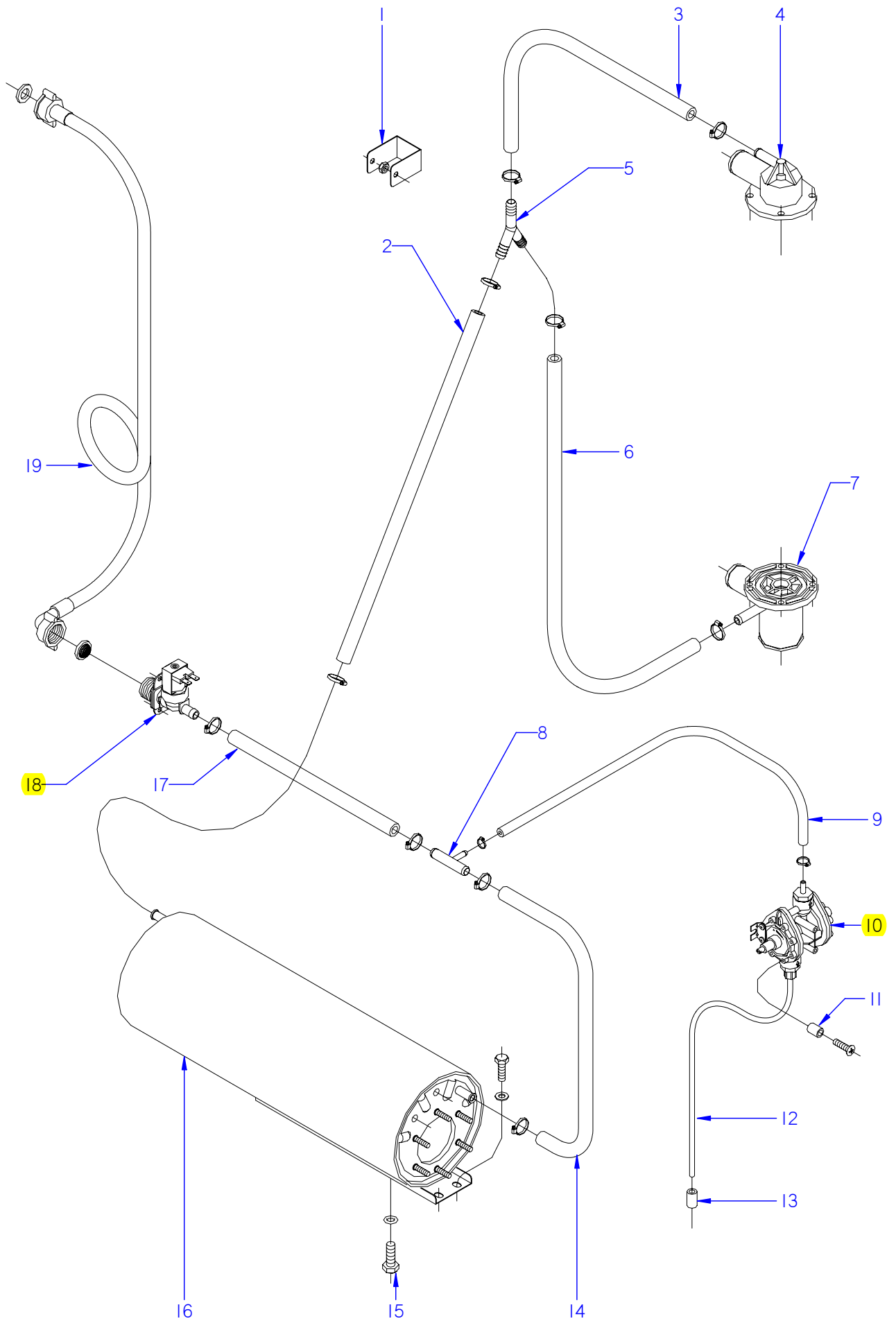
| ITEM | CODIGO CODE | DENOMINACION | NAME | FI-64 | FI-64 D | | | | | | NOTAS |
|------|----------------|---------------------------|------------------------|-------|---------|--|--|--|--|--|-------|
| 1 | Z200909000 | ALIVIADERO | OVERFLOW | 1 | 1 | | | | | | |
| 2 | Q307051000 | JUNTA TOR.36.17X41.41X2.6 | O-RING 36.17X41.41X2.6 | 1 | 1 | | | | | | |
| 3 | Z200922000 | CONJUNTO FILTRO AF. | AF FILTER UNIT. | 1 | 1 | | | | | | |
| 4 | Z200906000 | CUBETA | TRAY | 1 | 1 | | | | | | |
| 5 | Z200907000 | JUNTA CUBETA | TRAY SEAL | 1 | 1 | | | | | | |
| 6 | Z200908000 | ABRAZADERA CUBETA COMPL. | COMPL. TRAY CLAMP | 1 | 1 | | | | | | |
| 7 | Q901308000 | ABRAZAD. ELAST. 56-58.8 | ELAST. CLAMP 56-58.8 | 1 | 1 | | | | | | |
| 8 | Z200910000 | MANGUERA DESAGUE | DRAINAGE HOSE | 1 | 1 | | | | | | |
| | | | | | | | | | | | |
| | | | | | | | | | | | |
| | | | | | | | | | | | |
| | | | | | | | | | | | |
| | | | | | | | | | | | |
| | | | | | | | | | | | |
| | | | | | | | | | | | |
| | | | | | | | | | | | |
| | | | | | | | | | | | |
| | | | | | | | | | | | |
| | | | | | | | | | | | |
| | | | | | | | | | | | |
| | | | | | | | | | | | |
| | | | | | | | | | | | |
| | | | | | | | | | | | |
| | | | | | | | | | | | |
| | | | | | | | | | | | |
| | | | | | | | | | | | |
| | | | | | | | | | | | |
| | | | | | | | | | | | |
| | | | | | | | | | | | |
| | | | | | | | | | | | |
| | | | | | | | | | | | |



ITEM MARCADO EN COLOR = REPUESTO RECOMENDADO
 COLOURED ITEM = RECOMMENDED SPARE PART

| | | | | | | |
|---------|--------------------|---------|-------------------------------------|-------------------------|--------|---------------------------------------|
| N plano | Firma | Fecha | Aparato | PARTE FUNCIONAL DESAGUE | Lamina | Fagor Industrial S.Coop. FAGOR |
| C-1847 | <i>[Signature]</i> | 2007-06 | LAVAV. FI-64B; C; CLINIC; B-BTUK; W | | 5 | Oñate |

| MOD. | | LAVAVAJILLAS DE APERTURA FRONTAL FRONT LOADING DISHWASHER | | ZONA / ZONE | PARTE FUNCIONAL DESAGÜE DRAINAGE FUNCTIONAL PART | | | | | PLANO DIAGRAM | C-1847 |
|------|----------------|--|-------------------------|-------------|---|---------|--------------|--------------------|--|------------------|------------------------|
| ITEM | CODIGO CODE | DENOMINACION | NAME | FI-64 B | FI-64 C | FI-64 W | FI-64 B-BTUK | FI-64 HY CLINIC | | | NOTAS |
| 1 | Z230902000 | PASAMUROS DETERGENTE | DETERGENT WALL BUSHING | 1 | 1 | 1 | 1 | 1 | | | ELIMINADO 17.07.09 |
| 1 | Z230905000 | PASAMUROS DETERGENTE INOX. | DETERGENT WALL BUSHING | 1 | 1 | 1 | 1 | 1 | | | INTRODUCIDO 17.07.09 |
| | Q306024000 | JUNTA Ø18X12.5X1.5 | SEAL 18X12.5X1.5 | 1 | 1 | 1 | 1 | 1 | | | ELIMINADO 12.04.2013 |
| | 12010191 | JUNTA 14X24X3 | SEAL 14X24X3 | 1 | 1 | 1 | 1 | 1 | | | INTRODUCIDO 12.04.2013 |
| | Q162070000 | TUERCA EXAGONAL M12 | HEXAGONAL NUT M12 | 1 | 1 | 1 | 1 | 1 | | | |
| 2 | 3702400000 | TUBO GOMA NEGRO Ø 8*4 | BLACK RUBBER PIPE Ø 8*4 | 1 | 1 | 1 | 1 | 1 | | | |
| | P102154000 | BRIDA ELASTICA TUBO | ELASTIC PIPE FLANGE | 2 | 2 | 2 | 2 | 2 | | | |
| 3 | Z220904000 | SOPORTE BOMBA DESAGUE | DRAINAGE PUMP SUPPORT | 1 | 1 | 1 | 1 | 1 | | | |
| | Q012031000 | TORNIL. EXAGONAL M5X10 A.304 | HEX BOLT M5X10 A.304 | 4 | 4 | 4 | 4 | 4 | | | |
| | Q242030000 | ARANDELA ABANICO A5 A.304 | FAN WASHER A5 A.304 | 4 | 4 | 4 | 4 | 4 | | | |
| | Q232030000 | ARANDELA A5 | WASHER A5 | 4 | 4 | 4 | 4 | 4 | | | |
| 4 | Z220901000 | BOMBA DESAGUE 30W | DRAINAGE PUMP 30W | 1 | 1 | | 1 | 1 | | | |
| 4 | Z223501000 | BOMBA DESAGUE 30W 60HZ | DRAINAGE PUMP 30W 60HZ | 1 | 1 | 1 | 1 | 1 | | | |
| 5 | Q881305000 | ABRAZADERA 25-40 | CLAMP 25-40 | 2 | 2 | 2 | 2 | 2 | | | |
| 6 | Z220902000 | ACUMULADOR 1503019 | ACCUMULATOR 1503019 | 1 | 1 | 1 | 1 | 1 | | | |
| 7 | Q901308000 | ABRAZAD. ELAST. 56-58.8 | ELAST. CLAMP 56-58.8 | 1 | 1 | 1 | 1 | 1 | | | |
| 8 | Z200908000 | ABRAZADERA CUBETA COMPL. | COMPL. TRAY CLAMP | 1 | 1 | 1 | 1 | 1 | | | |
| 9 | Z220903000 | MANGUERA DESAGUE | DRAINAGE HOSE | 1 | 1 | 1 | 1 | 1 | | | |
| 10 | Z200907000 | JUNTA CUBETA | TRAY SEAL | 1 | 1 | 1 | 1 | 1 | | | |
| 11 | Z200906000 | CUBETA | TRAY | 1 | 1 | 1 | 1 | 1 | | | |
| 12 | Z200922000 | CONJUNTO FILTRO AF. | AF FILTER UNIT. | 1 | 1 | 1 | 1 | 1 | | | |
| 13 | Q307051000 | JUNTA TOR.36.17X41.41X2.6 | O-RING 36.17X41.41X2.6 | 1 | 1 | 1 | 1 | 1 | | | |
| 14 | Z200909000 | ALIVIADERO | OVERFLOW | 1 | 1 | 1 | 1 | 1 | | | ELIMINADO 24.06.2013 |
| 14 | 12049258 | ALIVIADERO AF MODELO B | OVERFLOW AF MOD. B | 1 | 1 | 1 | 1 | 1 | | | INTRODUCIDO 24.06.2013 |
| | | | | | | | | | | | |
| | | | | | | | | | | | |
| | | | | | | | | | | | |
| | | | | | | | | | | | |
| | | | | | | | | | | | |
| | | | | | | | | | | | |

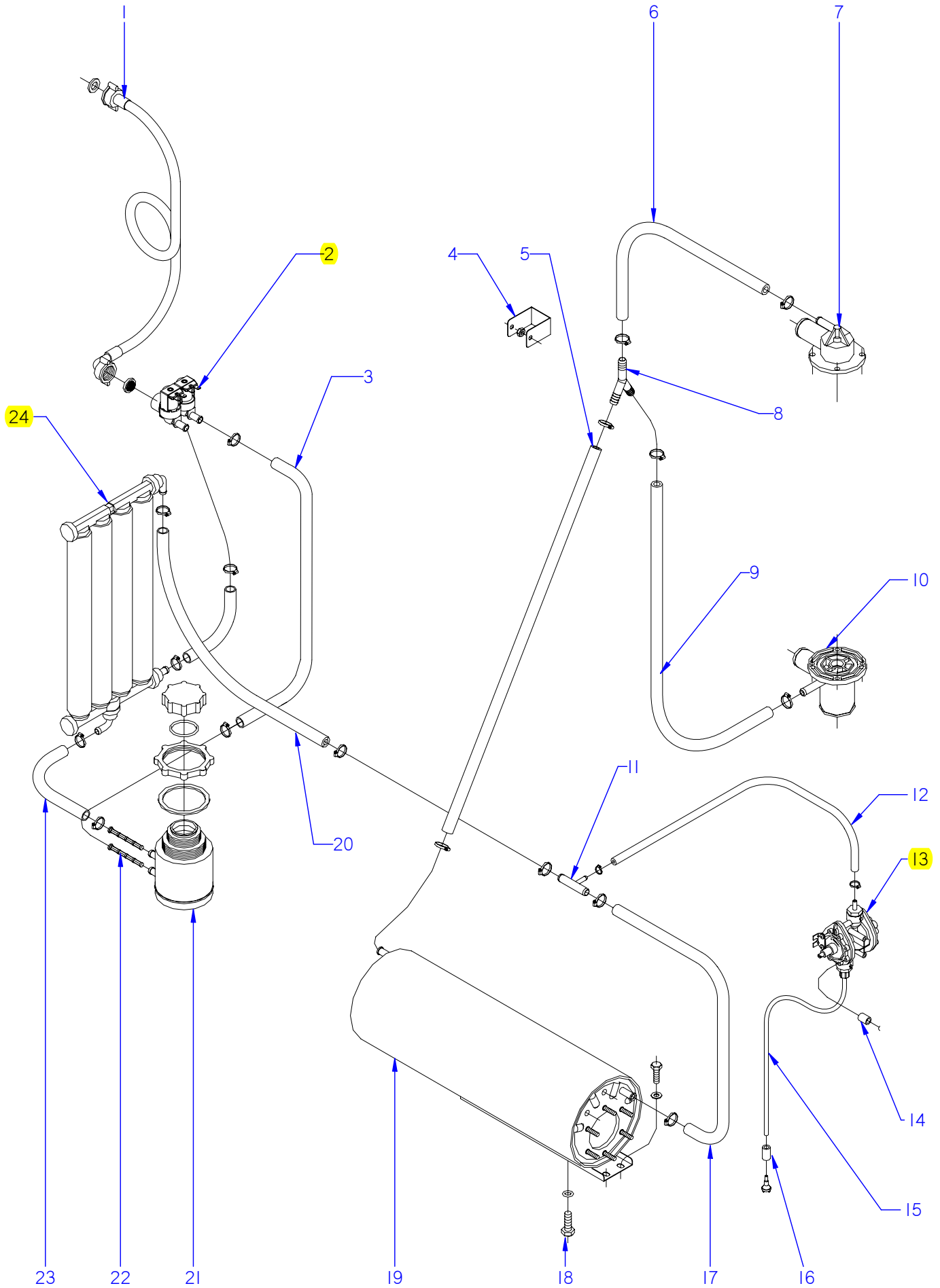


ITEM MARCADO EN COLOR = REPUESTO RECOMENDADO
 COLOURED ITEM = RECOMMENDED SPARE PART

| | | | | | | |
|---------|--------------------|---------|-----------------------------|--------------------------|--------|---------------------------------------|
| N plano | Firma | Fecha | Aparato | PARTE FUNCIONAL ACLARADO | Lamina | Fagor Industrial S.Coop. FAGOR |
| C-1848 | <i>[Signature]</i> | 2007-06 | LAVAVAJILLAS FI-64 ; FI-64B | | 6 | Oñate |

| | | | | | |
|------|--|-------------|---|------------------|--------|
| MOD. | LAVAVAJILLAS DE APERTURA FRONTAL FRONT LOADING DISHWASHER | ZONA / ZONE | PARTE FUNCIONAL ACLARADO RINSE FUNCTIONAL PART | PLANO DIAGRAM | C-1848 |
|------|--|-------------|---|------------------|--------|

| ITEM | CODIGO CODE | DENOMINACION | NAME | FI-64 | FI-64 B | | | | | | NOTAS |
|------|----------------|-------------------------------|-----------------------------|-------|---------|--|--|--|--|--|------------------------|
| 1 | R722631000 | FIJACION ALERON | AILERON FASTENING | 1 | 1 | | | | | | ELIMINADO 01.01.09 |
| | Q162040000 | TUERCA EXAGONAL M6 | HEXAGONAL NUT M6 | 1 | 1 | | | | | | |
| 2 | 3676900000 | TUBO GOMA NEGRA Ø 17*10 | BLACK RUBBER PIPE 17*10 | 1 | 1 | | | | | | |
| | Q881302000 | ABRAZADERA 12-20 | CLAMP 12-20 | 2 | 2 | | | | | | |
| 3 | 3676900000 | TUBO GOMA NEGRA Ø 17*10 | BLACK RUBBER PIPE 17*10 | 1 | 1 | | | | | | |
| | Q881302000 | ABRAZADERA 12-20 | CLAMP 12-20 | 2 | 2 | | | | | | |
| 4 | Z200707000 | SOPORTE DISTRIB. SUPERIOR | UPPER DISTRIB. SUPPORT | 1 | 1 | | | | | | |
| 5 | Z201106000 | RACORD EN Y | Y-CONNECTION | 1 | 1 | | | | | | |
| 6 | 3676900000 | TUBO GOMA NEGRA Ø 17*10 | BLACK RUBBER PIPE 17*10 | 1 | 1 | | | | | | |
| | Q881302000 | ABRAZADERA 12-20 | CLAMP 12-20 | 2 | 2 | | | | | | |
| 7 | Z200703000 | PASAMUROS | BUSHING | 1 | 1 | | | | | | |
| 8 | Z601157000 | TOMA PRESION | PRESSURE INTAKE | 1 | 1 | | | | | | |
| 9 | 3704000000 | TUBO GOMA NEGRO D 10,5*5 | BLACK RUBBER PIPE Ø 10.5*5 | 1 | 1 | | | | | | |
| | Q881308000 | ABRAZADERA 8-14L | CLAMP 8-14L | 2 | 2 | | | | | | |
| 10 | Z651123000 | DOSIFICADOR TENSOACTIVO | SURFACE ACTIVE DISPENSER | 1 | 1 | | | | | | ELIMINADO 03.04.09 |
| 10 | Z211109000 | DOSIFICADOR TENSOACTIVO N-6 | SURFACE ACT. DISP. N-6 | 1 | 1 | | | | | | ELIMINADO 18.06.2012 |
| 10 | 12045206 | DOSIFICADOR_ABRILLANTADOR_A | RINSE AID DISPENSER | 1 | 1 | | | | | | INTRODUCIDO 18.06.2012 |
| 11 | Z203007000 | CASQUILLO | BUSHING | 2 | 2 | | | | | | |
| 12 | Z448614000 | CONDUCTO ASPIRACIÓN | EXTRACTOR PIPE | 1 | 1 | | | | | | ELIMINADO 31.07.07 |
| 12 | Z448618000 | CONDUCTO ABRILLANTADOR | CROCKERY POLISHER PIPE | 1 | 1 | | | | | | INTRODUCIDO 31.07.07 |
| 13 | Z701152000 | PESO FILTRO | FILTER WEIGHT | 1 | 1 | | | | | | |
| 14 | 3676900000 | TUBO GOMA NEGRA Ø 17*10 | BLACK RUBBER PIPE 17*10 | 1 | 1 | | | | | | |
| | Q881302000 | ABRAZADERA 12-20 | CLAMP 12-20 | 2 | 2 | | | | | | |
| 15 | Q012063000 | TORNIL. EXAGONAL M10x20 A.304 | HEXAGONAL BOLT M10X20 A.304 | 1 | 1 | | | | | | |
| | Q307048000 | JUNTA TORICA Ø9.12X16.18X3.53 | O-RING Ø9.12X16.18X3.53 | 1 | 1 | | | | | | |
| 16 | 12022943 | CALDERIN COMPLETO | COMPLETE DRUM | 1 | 1 | | | | | | |
| 17 | 3676900000 | TUBO GOMA NEGRA Ø 17*10 | BLACK RUBBER PIPE 17*10 | 1 | 1 | | | | | | |
| | Q881302000 | ABRAZADERA 12-20 | CLAMP 12-20 | 2 | 2 | | | | | | |
| 18 | Z701135000 | ELECTR. SIMP.220V COD.255.208 | SOLENOID VALVE SIMP.220V CO | 1 | 1 | | | | | | |
| | Q152024000 | TORN. AVELLANADO M4x8 A.304 | HEXAGONAL COUNTERSUNK M4 | 2 | 2 | | | | | | |
| 19 | Z602121000 | MANGUERA ENTRADA AGUA | WATER INTAKE HOSE | 1 | 1 | | | | | | |



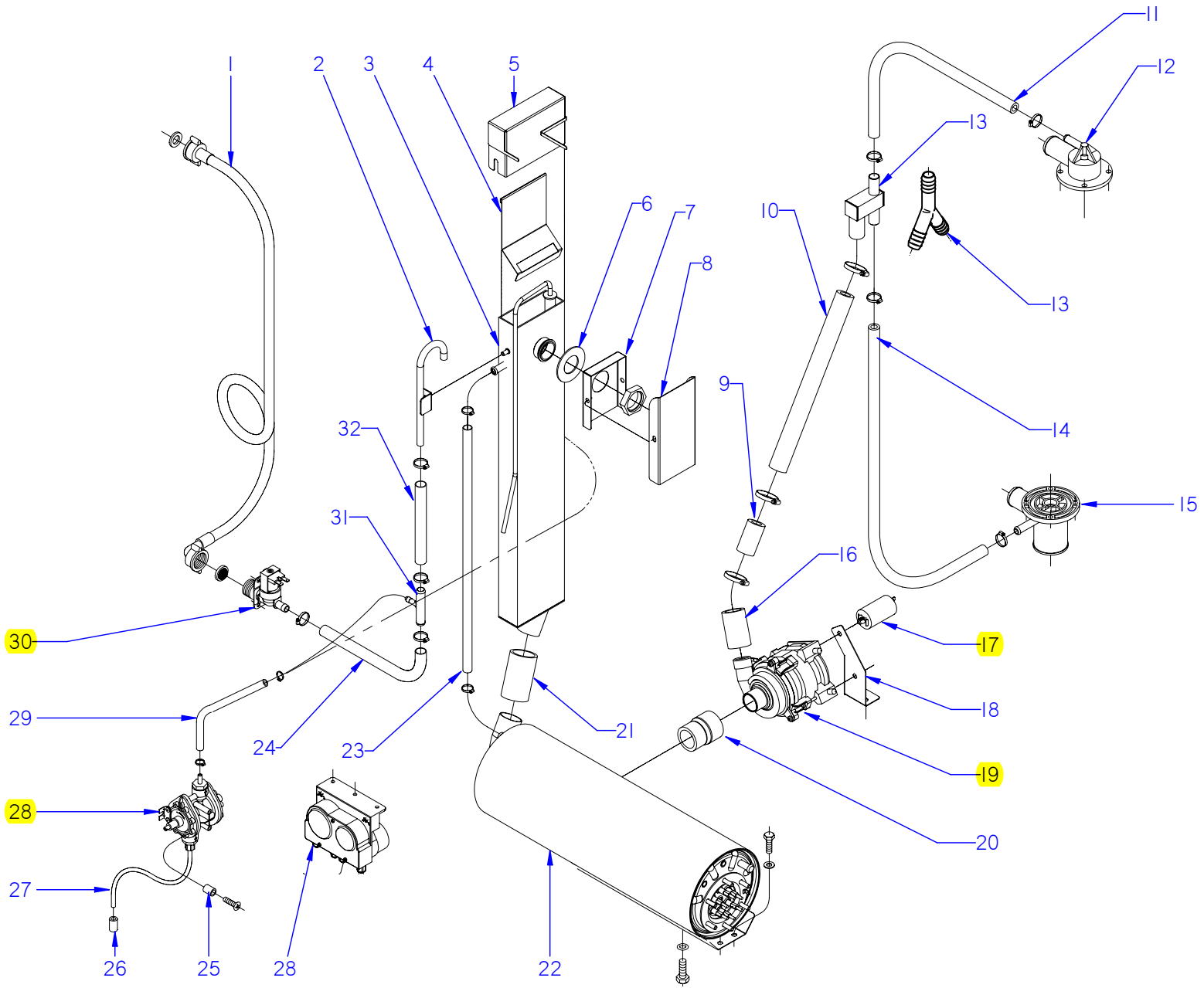
ITEM MARCADO EN COLOR = REPUESTO RECOMENDADO
 COLOURED ITEM = RECOMMENDED SPARE PART

| | | | | | | |
|---------|--------------------|---------|----------------------|--------------------------|--------|---------------------------------------|
| N plano | Firma | Fecha | Aparato | PARTE FUNCIONAL ACLARADO | Lamina | Fagor Industrial S.Coop. FAGOR |
| C-1849 | <i>[Signature]</i> | 2007-06 | LAVAVAJILLAS FI-64 D | | 7 | Oñate |

| MOD. | | LAVAVAJILLAS DE APERTURA FRONTAL FRONT LOADING DISHWASHER | | ZONA / ZONE | PARTE FUNCIONAL ACLARADO RINSE FUNCTIONAL PART | | | | | PLANO DIAGRAM | C-1849 |
|------|----------------|--|-----------------------------|-------------|---|--|--|--|--|------------------|------------------------|
| ITEM | CODIGO CODE | DENOMINACION | NAME | FI-64 D | | | | | | | NOTAS |
| 1 | Z602121000 | MANGUERA ENTRADA AGUA | WATER INTAKE HOSE | 1 | | | | | | | |
| 2 | P255001000 | ELECTROVALVULA DOBLE | DOUBLE SOLENOID VALVE | 1 | | | | | | | |
| | P305013000 | REGULADOR 1L. AMA 255.005 | REGULATOR 1L. AMA 255.005 | 1 | | | | | | | |
| | Q152024000 | TORN. AVELLANADO M4x8 A.304 | HEXAGONAL COUNTERSUNK M4 | 2 | | | | | | | |
| 3 | 3676900000 | TUBO GOMA NEGRA Ø 17*10 | BLACK RUBBER PIPE 17*10 | 1 | | | | | | | |
| | Q881302000 | ABRAZADERA 12-20 | CLAMP 12-20 | 2 | | | | | | | |
| 4 | R722631000 | FIJACION ALERON | AILERON FASTENING | 1 | | | | | | | ELIMINADO 01.01.09 |
| | Q162040000 | TUERCA EXAGONAL M6 | HEXAGONAL NUT M6 | 1 | | | | | | | |
| 5 | 3676900000 | TUBO GOMA NEGRA Ø 17*10 | BLACK RUBBER PIPE 17*10 | 1 | | | | | | | |
| | Q881302000 | ABRAZADERA 12-20 | CLAMP 12-20 | 2 | | | | | | | |
| 6 | 3676900000 | TUBO GOMA NEGRA Ø 17*10 | BLACK RUBBER PIPE 17*10 | 1 | | | | | | | |
| | Q881302000 | ABRAZADERA 12-20 | CLAMP 12-20 | 2 | | | | | | | |
| 7 | Z200707000 | SOPORTE DISTRIB. SUPERIOR | UPPER DISTRIB. SUPPORT | 1 | | | | | | | |
| 8 | Z201106000 | RACORD EN Y | Y-CONNECTION | 1 | | | | | | | |
| 9 | 3676900000 | TUBO GOMA NEGRA Ø 17*10 | BLACK RUBBER PIPE 17*10 | 1 | | | | | | | |
| | Q881302000 | ABRAZADERA 12-20 | CLAMP 12-20 | 2 | | | | | | | |
| 10 | Z200703000 | PASAMUROS | BUSHING | 1 | | | | | | | |
| 11 | Z601157000 | TOMA PRESION | PRESSURE INTAKE | 1 | | | | | | | |
| 12 | 3704000000 | TUBO GOMA NEGRO D 10,5*5 | BLACK RUBBER PIPE Ø 10.5*5 | 1 | | | | | | | |
| | Q881308000 | ABRAZADERA 8-14L | CLAMP 8-14L | 2 | | | | | | | |
| 13 | Z651123000 | DOSIFICADOR TENSOACTIVO | SURFACE ACTIVE DISPENSER | 1 | | | | | | | ELIMINADO 03.04.09 |
| 13 | Z211109000 | DOSIFICADOR TENSOACTIVO N-6 | SURFACE ACT. DISP. N-6 | 1 | | | | | | | ELIMINADO 18.06.2012 |
| 13 | 12045206 | DOSIFICADOR_ABRILLANTADOR_A | RINSE AID DISPENSER | 1 | | | | | | | INTRODUCIDO 18.06.2012 |
| 14 | Z203007000 | CASQUILLO | BUSHING | 2 | | | | | | | |
| 15 | Z448614000 | CONDUCTO ASPIRACIÓN | EXTRACTOR PIPE | 1 | | | | | | | ELIMINADO 31.07.07 |
| 15 | Z448618000 | CONDUCTO ABRILLANTADOR | CROCKERY POLISHER PIPE | 1 | | | | | | | INTRODUCIDO 31.07.07 |
| 16 | Z701152000 | PESO FILTRO | FILTER WEIGHT | 1 | | | | | | | |
| 17 | 3676900000 | TUBO GOMA NEGRA Ø 17*10 | BLACK RUBBER PIPE 17*10 | 1 | | | | | | | |
| | Q881302000 | ABRAZADERA 12-20 | CLAMP 12-20 | 2 | | | | | | | |
| 18 | Q012063000 | TORNIL. EXAGONAL M10x20 A.304 | HEXAGONAL BOLT M10X20 A.304 | 1 | | | | | | | |
| | Q307048000 | JUNTA TORICA Ø9.12X16.18X3.53 | O-RING Ø9.12X16.18X3.53 | 1 | | | | | | | |

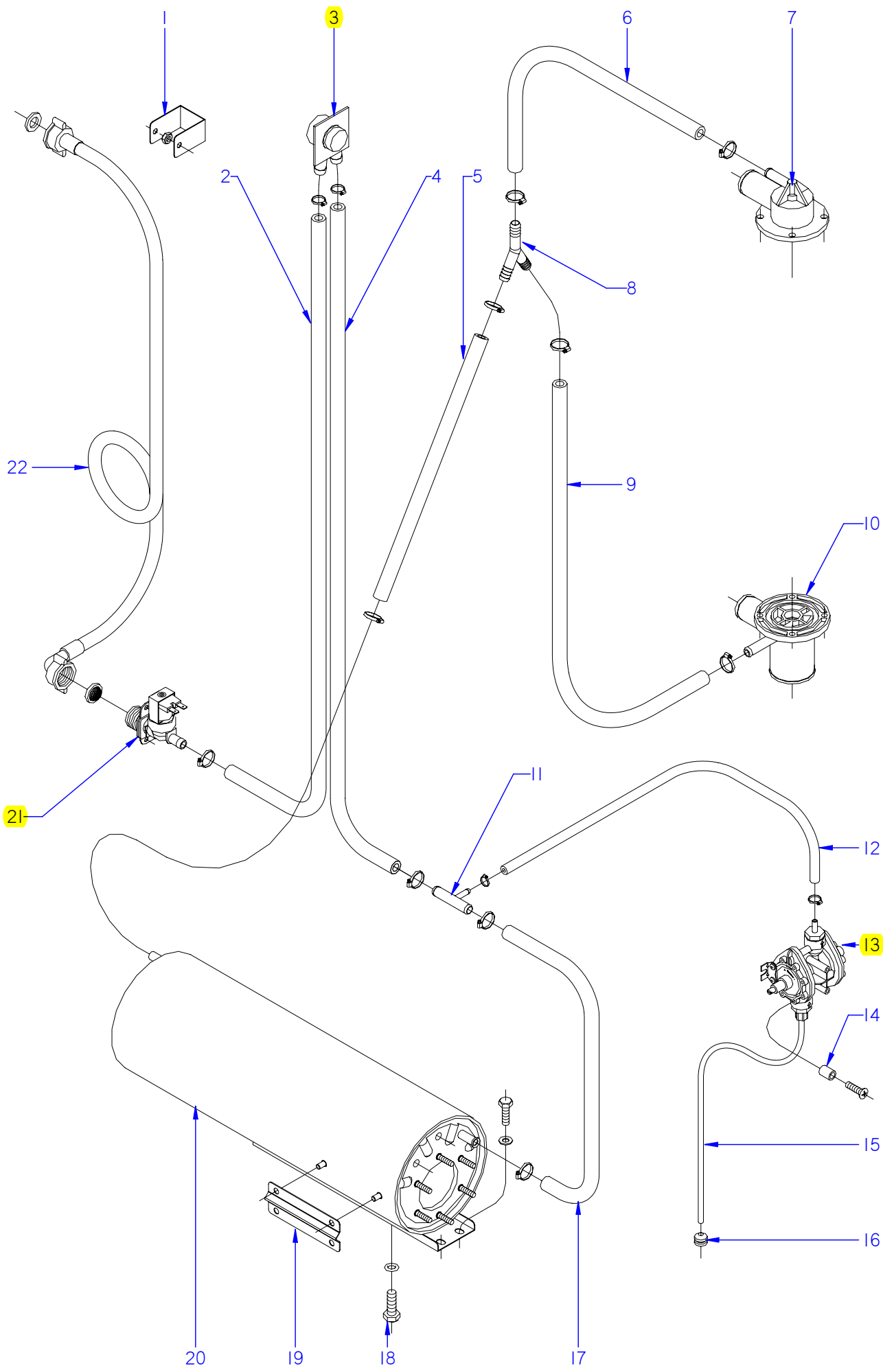
| ITEM | CODIGO CODE | DENOMINACION | NAME | FI-64 D | | | | | | | NOTAS |
|------|----------------|--------------------------------|-----------------------------|---------|--|--|--|--|--|--|-------|
| 19 | 12022943 | CALDERIN COMPLETO | COMPLETE DRUM | 1 | | | | | | | |
| | Q012031000 | TORNIL. EXAGONAL M5x10 A.304 | HEXAGONAL BOLT M5X10 A.304 | 2 | | | | | | | |
| | Q232030000 | ARANDELA A5 | WASHER A5 | 2 | | | | | | | |
| 20 | 3676900000 | TUBO GOMA NEGRA Ø 17*10 | BLACK RUBBER PIPE 17*10 | 1 | | | | | | | |
| | Q881302000 | ABRAZADERA 12-20 | CLAMP 12-20 | 2 | | | | | | | |
| 21 | Z471102000 | DEPOSITO SOLDADO | WELDED TANK | 1 | | | | | | | |
| | Z471107000 | JUNTA TUERCA (BITRON 15702.01) | NUT SEAL (BITRON 15702.01) | 1 | | | | | | | |
| | Z471106000 | TUERCA (BITRON 27414.00) | NUT (BITRON 27414.00) | 1 | | | | | | | |
| | Z471109000 | JUNTA TAPON (BITRON 06485.02) | PLUG SEAL (BITRON 06485.02) | 1 | | | | | | | |
| | Z471108000 | TAPON (BITRON 27415.00) | PLUG (BITRON 27415.00) | 1 | | | | | | | |
| 22 | Z471105000 | FILTRO (BITRON 06281.01) | FILTER (BITRON 06281.01) | 2 | | | | | | | |
| 23 | 3676900000 | TUBO GOMA NEGRA Ø 17*10 | BLACK RUBBER PIPE 17*10 | 2 | | | | | | | |
| | Q881302000 | ABRAZADERA 12-20 | CLAMP 12-20 | 4 | | | | | | | |
| 24 | Z471101000 | DESCALCIFICADOR 4 COLUMNAS | WATER SOFTENER 4 COLUMN | 1 | | | | | | | |
| | Q152012000 | PERNO SOLDADO M6X15 | WELDED BOLT M6X15 | 2 | | | | | | | |
| | Z471112000 | SOPORTE INFERIOR DESCALCIF. | LOWER SUPPORT DESCALER | 2 | | | | | | | |
| | | | | | | | | | | | |
| | | | | | | | | | | | |
| | | | | | | | | | | | |
| | | | | | | | | | | | |
| | | | | | | | | | | | |
| | | | | | | | | | | | |
| | | | | | | | | | | | |
| | | | | | | | | | | | |
| | | | | | | | | | | | |
| | | | | | | | | | | | |
| | | | | | | | | | | | |
| | | | | | | | | | | | |
| | | | | | | | | | | | |
| | | | | | | | | | | | |
| | | | | | | | | | | | |
| | | | | | | | | | | | |
| | | | | | | | | | | | |
| | | | | | | | | | | | |
| | | | | | | | | | | | |
| | | | | | | | | | | | |
| | | | | | | | | | | | |
| | | | | | | | | | | | |
| | | | | | | | | | | | |
| | | | | | | | | | | | |
| | | | | | | | | | | | |
| | | | | | | | | | | | |
| | | | | | | | | | | | |
| | | | | | | | | | | | |
| | | | | | | | | | | | |
| | | | | | | | | | | | |
| | | | | | | | | | | | |
| | | | | | | | | | | | |

ITEM MARCADO EN COLOR = REPUESTO RECOMENDADO
 COLOURED ITEM = RECOMMENDED SPARE PART



| MOD. | | LAVAVAJILLAS DE APERTURA FRONTAL FRONT LOADING DISHWASHER | | ZONA / ZONE | PARTE FUNCIONAL ACLARADO RINSE FUNCTIONAL PART | | | | PLANO DIAGRAM | C-1850 |
|------|----------------|--|-----------------------------|--------------------|---|--|--|--|----------------------|--------|
| ITEM | CODIGO CODE | DENOMINACION | NAME | FI-64 HY CLINIC | FI-64 B-BTUK | | | | NOTAS | |
| 1 | Z602121000 | MANGUERA ENTRADA AGUA | WATER INTAKE HOSE | 1 | 1 | | | | | |
| 2 | Z258903000 | CAÑO COMPLETO | COMPLETE SPOUT | 1 | 1 | | | | | |
| | Q232040000 | ARANDELA A6 | WASHER A6 | 1 | 1 | | | | | |
| | Q162040000 | TUERCA EXAGONAL M6 | HEXAGONAL NUT M6 | 1 | 1 | | | | | |
| 3 | Z258906000 | DEPÓSITO COMPLETO | COMPLETE TANK | 1 | 1 | | | | | |
| 4 | Z258953000 | TAPA INTERIOR DEPOSITO | TANK INNER COVER | 1 | 1 | | | | | |
| 5 | Z258955000 | CUBIERTA DEPÓSITO | TANK COVER | 1 | 1 | | | | | |
| | Q162040000 | TUERCA EXAGONAL M6 | HEXAGONAL NUT M6 | 1 | 1 | | | | | |
| | Q232040000 | ARANDELA A6 | WASHER A6 | 1 | 1 | | | | | |
| 6 | R675007000 | JUNTA RETENCION VAPORES | STEAM RETAINER SEAL | 1 | 1 | | | | | |
| 7 | Z258938000 | CUBIERTA PASAMUROS INTER. | INTER. BUSHING COVER | 1 | 1 | | | | | |
| | Q223014000 | CONTRATUERCA 1 LATON | COUNTERNUT 1 BRASS | 1 | 1 | | | | | |
| 8 | Z258939000 | CUBIERTA PASAMUROS EXTER. | EXTER. BUSHING COVER | 1 | 1 | | | | | |
| | Q222011000 | REMACHE EXAGONAL M5 INOX. | HEXAGONAL RIVET M5 INOX | 2 | 2 | | | | | |
| | Q152004000 | TORNIL, APLASTADO M5x13 A304 | FLAT HEADED BOLT M5x13 A304 | 2 | 2 | | | | | |
| 9 | Z257403000 | MANGUITO IMPULSIÓN | IMPULSE HOSE | 1 | 1 | | | | ELIMINADO 03.06.08 | |
| 10 | 3722600000 | TUBO EPDM 28.5 X 22 REFORZ. | PIPE EPDM 28.5 X 22 REINF. | 1 | 1 | | | | ELIMINADO 01.12.08 | |
| 10 | Z258967000 | MANGUERA ENJUAGUE BOMBA | RINSE PUMP HOSE | 1 | 1 | | | | INTRODUCIDO 03.04.09 | |
| 11 | 3676900000 | TUBO GOMA NEGRA Ø 17*10 | BLACK RUBBER PIPE 17*10 | 1 | 1 | | | | | |
| | Q881302000 | ABRAZADERA 12-20 | CLAMP 12-20 | 2 | 2 | | | | | |
| 12 | Z200707000 | SOPORTE DISTRIB. SUPERIOR | UPPER DISTRIB. SUPPORT | 1 | 1 | | | | | |
| 13 | Z258934000 | CONEXIÓN T COMPLETA | COMPLETE T CONNECTION | 1 | 1 | | | | ELIMINADO 01.04.09 | |
| 13 | Z201106000 | RACORD EN Y | Y-CONNECTION | 1 | 1 | | | | INTRODUCIDO 15.04.09 | |
| 14 | 3676900000 | TUBO GOMA NEGRA Ø 17*10 | BLACK RUBBER PIPE 17*10 | 1 | 1 | | | | | |
| | Q881302000 | ABRAZADERA 12-20 | CLAMP 12-20 | 2 | 2 | | | | | |
| 15 | Z200703000 | PASAMUROS | BUSHING | 1 | 1 | | | | | |
| 16 | Z258933000 | MANGUITO IMPULSIÓN | IMPULSE HOSE | 1 | 1 | | | | ELIMINADO 01.12.08 | |
| | Q881306000 | ABRAZADERA 32-50 L | CLAMP 32-50 L | 4 | 4 | | | | | |
| 17 | Z258927000 | CONDENSADOR 3 µF | CONDENSER 3 µF | 1 | 1 | | | | ELIMINADO 01.04.09 | |
| 17 | Z258969000 | CONDENSADOR 5 µF | CONDENSER 5 µF | 1 | 1 | | | | INTRODUCIDO 01.04.09 | |

| MOD. | | LAVAVAJILLAS DE APERTURA FRONTAL FRONT LOADING DISHWASHER | | ZONA / ZONE | PARTE FUNCIONAL ACLARADO RINSE FUNCTIONAL PART | | | | | PLANO DIAGRAM | C-1850 |
|------|----------------|--|-----------------------------|--------------------|---|--|--|--|--|------------------|------------------------|
| ITEM | CODIGO CODE | DENOMINACION | NAME | FI-64 HY CLINIC | FI-64 B-BTUK | | | | | | NOTAS |
| 18 | Z258929000 | SOPORTE M. BOMBA ACLARADO | M-PUMP SUPPORT RINSE | 1 | 1 | | | | | | ELIMINADO 01.04.09 |
| 18 | Z258968000 | SOPORTE BOMBA HANNING | HANNING SUPPORT RINSE | 1 | 1 | | | | | | INTRODUCIDO 01.04.09 |
| | Q221342000 | REMACHE EXAGONAL M5 | HEXAGONAL RIVET M5 | 4 | 4 | | | | | | |
| | Q032035000 | TORNILLO ALOMADO M5x30 | CURVED SCREW M5X30 | 2 | 2 | | | | | | |
| 19 | Z258926000 | MOTOBOMBA | MOTORPUMP | 1 | 1 | | | | | | ELIMINADO 01.04.09 |
| 19 | Z258965000 | BOMBA ACLARADO HANNING | RINSE PUMP | 1 | 1 | | | | | | INTRODUCIDO 01.04.09 |
| 20 | Z258931000 | MANGUITO REDUCCIÓN | REDUCTION HOSE | 1 | 1 | | | | | | |
| 21 | Z258925000 | MANGUITO CONEXIÓN | CONNECTION HOSE | 1 | 1 | | | | | | |
| | Q881306000 | ABRAZADERA 32-50 L | CLAMP 32-50 L | 2 | 2 | | | | | | |
| 22 | Z258916000 | CALDERIN COMPLETO BBT | COMPLETE DRUM BBT | 1 | 1 | | | | | | |
| 23 | 3676900000 | TUBO GOMA NEGRA Ø 17*10 | BLACK RUBBER PIPE 17*10 | 1 | 1 | | | | | | |
| | Q881302000 | ABRAZADERA 12-20 | CLAMP 12-20 | 2 | 2 | | | | | | |
| 24 | 3676900000 | TUBO GOMA NEGRA Ø 17*10 | BLACK RUBBER PIPE 17*10 | 1 | 1 | | | | | | |
| | Q881302000 | ABRAZADERA 12-20 | CLAMP 12-20 | 2 | 2 | | | | | | |
| 25 | Z203007000 | CASQUILLO | BUSHING | 2 | 2 | | | | | | ELIMINADO 01.02.08 |
| | Q041324000 | TORN. AVELLA. M4x25 H.ZINCADO | COUNTERSUNK NUT M4x25 H.ZIN | 2 | 2 | | | | | | ELIMINADO 01.02.08 |
| 26 | Z701152000 | PESO FILTRO | FILTER WEIGHT | 1 | 1 | | | | | | ELIMINADO 01.02.08 |
| 27 | Z448614000 | CONDUCTO ASPIRACIÓN | EXTRACTOR PIPE | 1 | 1 | | | | | | ELIMINADO 31.07.07 |
| 27 | Z448618000 | CONDUCTO ABRILLANTADOR | POLISH DUCT | 1 | 1 | | | | | | INTRODUCIDO 06.09.10 |
| 28 | Z651123000 | DOSIFICADOR TENSOACTIVO | SURFACE ACTIVE DISPENSER | 1 | 1 | | | | | | ELIMINADO 01.02.08 |
| 28 | Z208915000 | DOSIFIC. DGTE ABRILLANTADOR | DETERGENT DISP. POLISHER | 1 | 1 | | | | | | INTRODUCIDO 01.02.08 |
| 29 | 3699200000 | CONDUCTO DOSIFICADOR 6X4 | CONDUIT 6X4 | 1 | 1 | | | | | | |
| | Q881308000 | ABRAZADERA 8-14L | CLAMP 8-14L | 2 | 2 | | | | | | |
| 30 | Z701135000 | ELECTR. SIMP.220V COD.255.208 | SOLENOID VALVE SIMP.220V CO | 1 | 1 | | | | | | |
| | Z601156000 | REGULADOR 8L RO. 254.034 | REGULATOR 8L RED 254.034 | 1 | 1 | | | | | | ELIMINADO 27.02.2012 |
| | Z841107000 | REGUL.ENTRADA 10L 254.067 | REGULATOR 10L 254.067 | 1 | 1 | | | | | | ELIMINADO 01.05.2012 |
| | 12044690 | REGULADOR DE CAUDAL | REGULATOR | 1 | 1 | | | | | | INTRODUCIDO 01.05.2012 |
| 31 | Z601157000 | TOMA PRESION | PRESSURE INTAKE | 1 | 1 | | | | | | ELIMINADO 01.04.08 |
| 31 | Z718949000 | TE TOMA PRESION | PRESSURE INTAKE TE | 1 | 1 | | | | | | ELIMINADO 06.09.10 |
| 32 | 3676900000 | TUBO GOMA NEGRA Ø 17*10 | BLACK RUBBER PIPE 17*10 | 1 | 1 | | | | | | ELIMINADO 06.09.10 |
| | Q881302000 | ABRAZADERA 12-20 | CLAMP 12-20 | 2 | 2 | | | | | | ELIMINADO 06.09.10 |

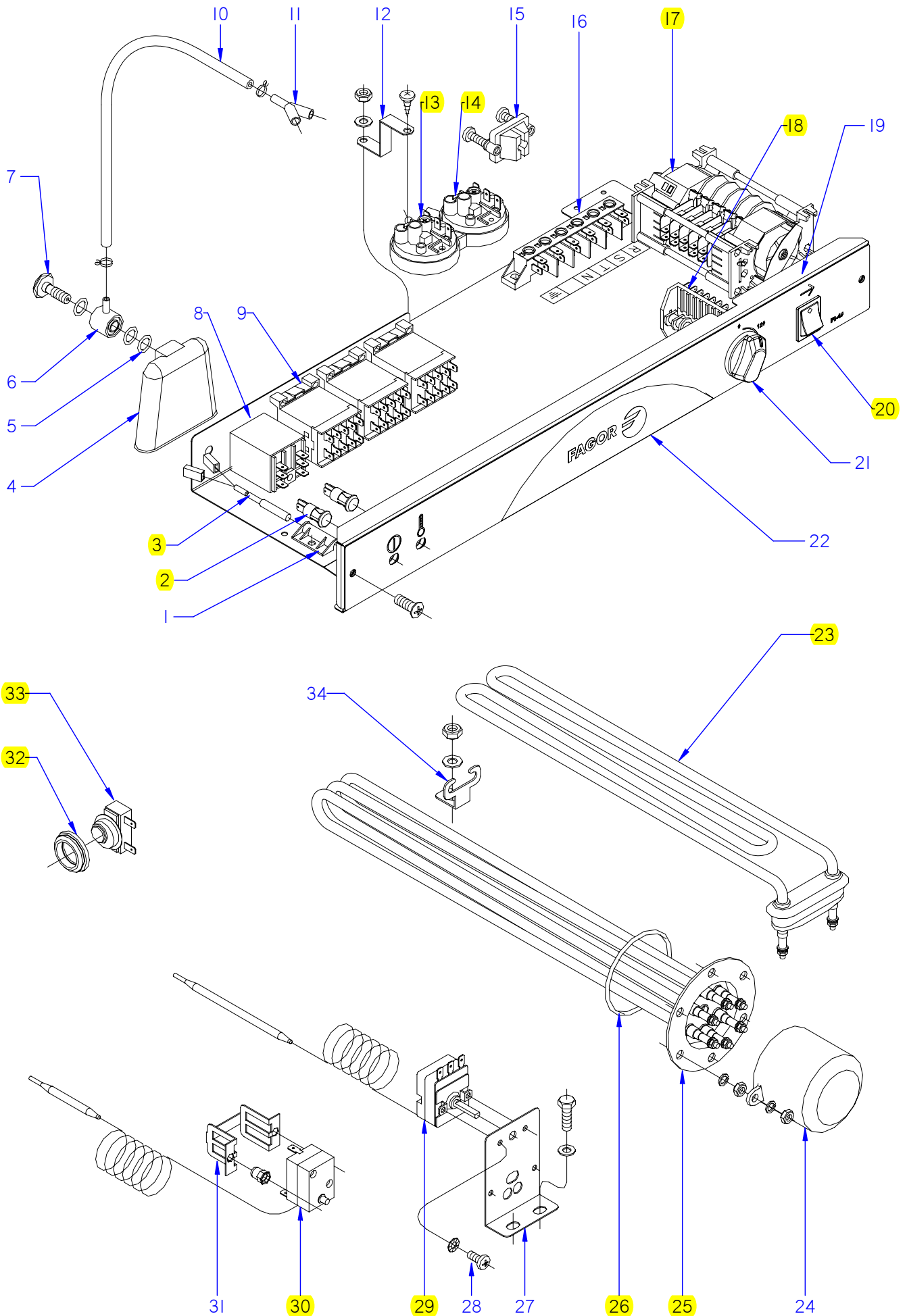


ITEM MARCADO EN COLOR = REPUESTO RECOMENDADO
 COLOURED ITEM = RECOMMENDED SPARE PART

| | | | | | | |
|---------|--------------------|---------|-----------------------------|--------------------------|--------|---------------------------------------|
| N plano | Firma | Fecha | Aparato | PARTE FUNCIONAL ACLARADO | Lamina | Fagor Industrial S.Coop. FAGOR |
| C-1851 | <i>[Signature]</i> | 2007-06 | LAVAVAJILLAS FI-64 C; W; AR | | 9 | Oñate |

| MOD. | | LAVAVAJILLAS DE APERTURA FRONTAL FRONT LOADING DISHWASHER | | ZONA / ZONE | PARTE FUNCIONAL ACLARADO RINSE FUNCTIONAL PART | | | PLANO DIAGRAM | C-1851 |
|------|----------------|--|-----------------------------|-------------|---|----------|--|------------------|------------------------|
| ITEM | CODIGO CODE | DENOMINACION | NAME | FI-64 C | FI-64 W | FI-64 AR | | | NOTAS |
| 1 | R722631000 | FIJACION ALERON | AILERON FASTENING | 1 | 1 | 1 | | | ELIMINADO 01.01.09 |
| | Q162040000 | TUERCA EXAGONAL M6 | HEXAGONAL NUT M6 | 1 | 1 | 1 | | | |
| 2 | 3676900000 | TUBO GOMA NEGRA Ø 17*10 | BLACK RUBBER PIPE 17*10 | 1 | 1 | 1 | | | |
| | Q881302000 | ABRAZADERA 12-20 | CLAMP 12-20 | 2 | 2 | 2 | | | |
| 3 | Z231106000 | VALVULA ANTIRRETORNO | NON-RETURN VALVE | 1 | 1 | 1 | | | |
| 4 | 3676900000 | TUBO GOMA NEGRA Ø 17*10 | BLACK RUBBER PIPE 17*10 | 1 | 1 | 1 | | | |
| | Q881302000 | ABRAZADERA 12-20 | CLAMP 12-20 | 2 | 2 | 2 | | | |
| 5 | 3676900000 | TUBO GOMA NEGRA Ø 17*10 | BLACK RUBBER PIPE 17*10 | 1 | 1 | 1 | | | |
| | Q881302000 | ABRAZADERA 12-20 | CLAMP 12-20 | 2 | 2 | 2 | | | |
| 6 | 3676900000 | TUBO GOMA NEGRA Ø 17*10 | BLACK RUBBER PIPE 17*10 | 1 | 1 | 1 | | | |
| | Q881302000 | ABRAZADERA 12-20 | CLAMP 12-20 | 2 | 2 | 2 | | | |
| 7 | Z200707000 | SOPORTE DISTRIB. SUPERIOR | UPPER DISTRIB. SUPPORT | 1 | 1 | 1 | | | |
| 8 | Z201106000 | RACORD EN Y | Y-CONNECTION | 1 | 1 | 1 | | | |
| 9 | 3676900000 | TUBO GOMA NEGRA Ø 17*10 | BLACK RUBBER PIPE 17*10 | 1 | 1 | 1 | | | |
| | Q881302000 | ABRAZADERA 12-20 | CLAMP 12-20 | 2 | 2 | 2 | | | |
| 10 | Z200703000 | PASAMUROS | BUSHING | 1 | 1 | 1 | | | |
| 11 | Z601157000 | TOMA PRESION | PRESSURE INTAKE | 1 | 1 | 1 | | | |
| 12 | 3704000000 | TUBO GOMA NEGRO D 10,5*5 | BLACK RUBBER PIPE Ø 10.5*5 | 1 | 1 | 1 | | | |
| | Q881308000 | ABRAZADERA 8-14L | CLAMP 8-14L | 2 | 2 | 2 | | | |
| 13 | Z651123000 | DOSIFICADOR TENSOACTIVO | SURFACE ACTIVE DISPENSER | 1 | 1 | 1 | | | ELIMINADO 03.04.09 |
| 13 | Z211109000 | DOSIFICADOR TENSOACTIVO N-6 | SURFACE ACT. DISP. N-6 | 1 | 1 | 1 | | | ELIMINADO 18.06.2012 |
| 13 | 12045206 | DOSIFICADOR_ABRILLANTADOR_A | RINSE AID DISPENSER | 1 | 1 | 1 | | | INTRODUCIDO 18.06.2012 |
| 14 | Z203007000 | CASQUILLO | BUSHING | 2 | 2 | 2 | | | |
| | Q041324000 | TORN. AVELLA. M4x25 H.ZINCADO | COUNTERSUNK NUT M4x25 H.ZIN | 2 | 2 | 2 | | | |
| 15 | Z448614000 | CONDUCTO ASPIRACION | EXTRACTOR PIPE | 1 | 1 | 1 | | | |
| 16 | Z701152000 | PESO FILTRO | FILTER WEIGHT | 1 | 1 | 1 | | | |
| 17 | 3676900000 | TUBO GOMA NEGRA Ø 17*10 | BLACK RUBBER PIPE 17*10 | 1 | 1 | 1 | | | |
| | Q881302000 | ABRAZADERA 12-20 | CLAMP 12-20 | 2 | 2 | 2 | | | |
| 18 | Q012063000 | TORNIL. EXAGONAL M10x20 A.304 | HEXAGONAL BOLT M10X20 A.304 | 1 | 1 | 1 | | | |
| | Q307048000 | JUNTA TORICA Ø9.12X16.18X3.53 | O-RING Ø9.12X16.18X3.53 | 1 | 1 | 1 | | | |

| MOD. LAVAVAJILLAS DE APERTURA FRONTAL FRONT LOADING DISHWASHER | | ZONA / ZONE | PARTE FUNCIONAL ACLARADO RINSE FUNCTIONAL PART | PLANO DIAGRAM | C-1851 | | | | | | | |
|---|----------------|-------------------------------|---|------------------|---------|----------|--|--|--|--|--|-------|
| ITEM | CODIGO CODE | DENOMINACION | NAME | FI-64 C | FI-64 W | FI-64 AR | | | | | | NOTAS |
| 19 | Z748008000 | SOPORTE BULBO TERMOSTATO | THERMOSTAT BULB SUPPORT | 1 | 1 | 1 | | | | | | |
| | Q162040000 | TUERCA EXAGONAL M6 | HEXAGONAL NUT M6 | 2 | 2 | 2 | | | | | | |
| | Q232040000 | ARANDELA A6 | WASHER A6 | 2 | 2 | 2 | | | | | | |
| | Q262040000 | ARANDELA GROW. A6 A.304 | WASHER GROW. A6 A.304 | 2 | 2 | 2 | | | | | | |
| 20 | 12022943 | CALDERIN COMPLETO | COMPLETE DRUM | 1 | 1 | 1 | | | | | | |
| | Q012031000 | TORNIL. EXAGONAL M5x10 A.304 | HEXAGONAL BOLT M5X10 A.304 | 2 | 2 | 2 | | | | | | |
| | Q232030000 | ARANDELA A5 | WASHER A5 | 2 | 2 | 2 | | | | | | |
| | Q152018000 | PERNO M6x10 | BOLT M6x10 | 2 | 2 | 2 | | | | | | |
| 21 | Z701135000 | ELECTR. SIMP.220V COD.255.208 | SOLENOID VALVE SIMP.220V CO | 1 | 1 | 1 | | | | | | |
| | Q152024000 | TORN. AVELLANADO M4x8 A.304 | HEXAGONAL COUNTERSUNK M4 | 2 | 2 | 2 | | | | | | |
| 22 | Z602121000 | MANGUERA ENTRADA AGUA | WATER INTAKE HOSE | 1 | 1 | 1 | | | | | | |
| | | | | | | | | | | | | |
| | | | | | | | | | | | | |
| | | | | | | | | | | | | |
| | | | | | | | | | | | | |
| | | | | | | | | | | | | |
| | | | | | | | | | | | | |
| | | | | | | | | | | | | |
| | | | | | | | | | | | | |
| | | | | | | | | | | | | |
| | | | | | | | | | | | | |
| | | | | | | | | | | | | |
| | | | | | | | | | | | | |
| | | | | | | | | | | | | |
| | | | | | | | | | | | | |
| | | | | | | | | | | | | |
| | | | | | | | | | | | | |
| | | | | | | | | | | | | |



ITEM MARCADO EN COLOR = REPUESTO RECOMENDADO
 COLOURED ITEM = RECOMMENDED SPARE PART

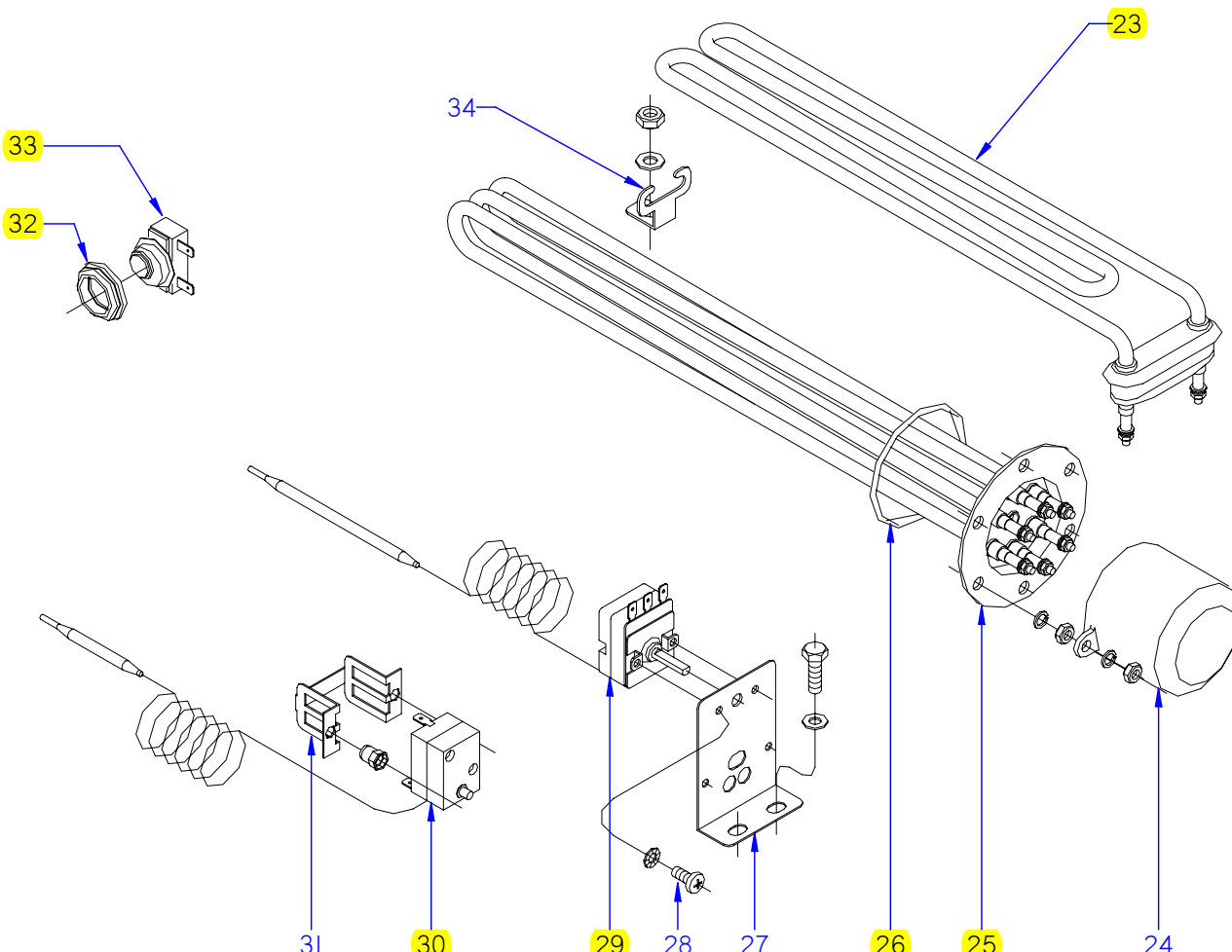
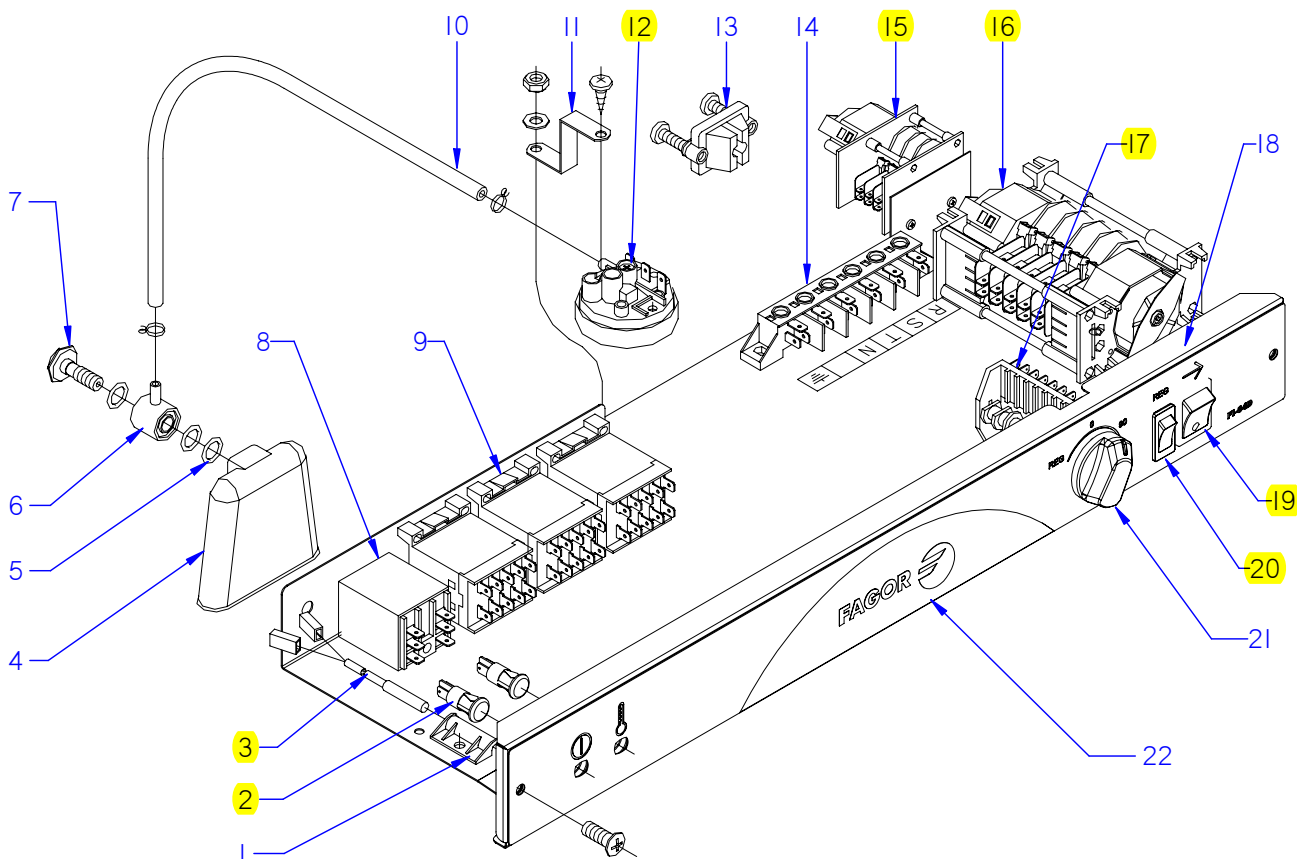
| | | | | | | |
|---------|--------------------|---------|-----------------------------|---------------------------|--------|---------------------------------------|
| N plano | Firma | Fecha | Aparato | PARTE FUNCIONAL ELECTRICA | Lamina | Fagor Industrial S.Coop. FAGOR |
| C-1852 | <i>(Signature)</i> | 2007-06 | LAVAVAJILLAS FI-64; FI-64 B | | 10 | Oñate |

| | | | | | |
|------|--|-------------|--|------------------|--------|
| MOD. | LAVAVAJILLAS DE APERTURA FRONTAL FRONT LOADING DISHWASHER | ZONA / ZONE | PARTE FUNCIONAL ELECTRICA ELECTRICS FUNCTIONAL PART | PLANO DIAGRAM | C-1852 |
|------|--|-------------|--|------------------|--------|

| ITEM | CODIGO CODE | DENOMINACION | NAME | FI-64 | FI-64 B | | | | | | NOTAS |
|------|----------------|--------------------------------|-------------------------------|-------|---------|--|--|--|--|--|----------------------|
| 1 | Z203010000 | AMARRE INTERRUPT. MAGNETICO | MAGNETIC SWITCH FASTENER | 1 | 1 | | | | | | |
| | Q152004000 | TORNIL, APLASTADO M5x13 A304 | FLAT HEADED BOLT M5x13 A304 | 1 | 1 | | | | | | |
| | Q232030000 | ARANDELA A5 | WASHER A5 | 1 | 1 | | | | | | |
| | Q162030000 | TUERCA EXAGONAL M5 | HEXAGONAL NUT M5 | 1 | 1 | | | | | | |
| 2 | R693056000 | PILOTO AMBAR 41227000A4 | AMBER PILOT 41227000A4 | 2 | 2 | | | | | | |
| 3 | Z203009000 | INTERRUPTOR MAGNETICO | MAGNETIC SWITCH | 1 | 1 | | | | | | |
| 4 | Z203011000 | CAMARA PRESOSTATO | PRESSURE SWITCH | 1 | 1 | | | | | | |
| 5 | Q307003000 | JUNTA TORICA 16.01X10.77X2.62 | O-RING 16.01X10.77X2.62 | 3 | 3 | | | | | | |
| 6 | Z203012000 | EMPALME PRESOSTATO | PRESSURE SWITCH CONNEX | 1 | 1 | | | | | | |
| 7 | Z203013000 | TORNILLO PRESOSTATO | PRESSURE SWITCH BOLT | 1 | 1 | | | | | | |
| 8 | Z203062000 | RELE 230V. 16A 50-60 HZ | RELAY 230V. 16A 50-60 HZ | 1 | 1 | | | | | | |
| | Q162050000 | TUERCA EXAGONAL M8x1 INOX. | HEXAGONAL NUT M8x1 INOX. | 1 | 1 | | | | | | |
| 9 | Z213007000 | CONTACTOR 230 V. 50-60 HZ | CONTACTOR 230 V. 50-60 HZ | 2 | 2 | | | | | | |
| 9 | Z213007000 | CONTACTOR 230 V. 50-60 HZ | CONTACTOR 230 V. 50-60 HZ | 1 | 1 | | | | | | ELIMINADO 01.11.08 |
| 9 | Z203050000 | CONTACTOR SIRIUS 3R 230V/50-60 | CONTACTOR SIRIUS 3R 230V50- | 1 | 1 | | | | | | INTRODUCIDO 01.11.08 |
| 10 | 3702400000 | TUBO GOMA NEGRO Ø 8*4 | BLACK RUBBER PIPE Ø 8*4 | 1 | 1 | | | | | | |
| | P102154000 | BRIDA ELASTICA TUBO | ELASTIC PIPE FLANGE | 2 | 2 | | | | | | |
| 11 | Z103077000 | RACORD EN Y | Y-CONNECTION | - | 1 | | | | | | |
| 12 | Z602923000 | SOPORTE PRESOSTATO | PRESSURE SWITCH SUPPORT | 1 | 1 | | | | | | |
| | Q082032000 | TORNILLO ALOMADO BZ-3,5X9,5 | CURVED SCREW BZ-3.5x9.5 | 1 | 1 | | | | | | |
| | Q152004000 | TORNILLO APLASTADO M5x13 | FLAT HEAD SCREW M5X13 | 1 | 1 | | | | | | |
| | Q232030000 | ARANDELA A5 | WASHER A5 | 1 | 1 | | | | | | |
| | Q162030000 | TUERCA EXAGONAL M5 | HEXAGONAL NUT M5 | 1 | 1 | | | | | | |
| 13 | Z203023000 | PRESOSTATO SIMPLE PVS | SIMPLE PVS PRESSURE SWITCH | 1 | 1 | | | | | | |
| 14 | Z223005000 | PRESOSTATO SIMPLE P.V.S. | SIMPLE P.V.S. PRESSURE SWITCH | - | 1 | | | | | | |
| 15 | Z203020000 | RETENEDOR DE CABLE | CABLE HOLDER | 1 | 1 | | | | | | |
| 16 | R253044000 | REGLETA AUXILIAR FV-122 | AUXILIARY TERMINAL STRIP FV- | 1 | 1 | | | | | | |
| | Z213005000 | ROTULO ADHESIVO | ADHESIVE LABEL | 1 | 1 | | | | | | |
| | Q152004000 | TORNILLO APLASTADO M5x13 | FLAT HEAD SCREW M5X13 | 2 | 2 | | | | | | |
| | Q232030000 | ARANDELA A5 | WASHER A5 | 2 | 2 | | | | | | |
| | Q162030000 | TUERCA EXAGONAL M5 | HEXAGONAL NUT M5 | 2 | 2 | | | | | | |

| MOD. | | LAVAVAJILLAS DE APERTURA FRONTAL FRONT LOADING DISHWASHER | | ZONA / ZONE | PARTE FUNCIONAL ELECTRICA ELECTRICS FUNCTIONAL PART | | | | PLANO DIAGRAM | C-1852 |
|------|----------------|--|----------------------------|-------------|--|--|--|--|------------------|----------------------|
| ITEM | CODIGO CODE | DENOMINACION | NAME | FI-64 | FI-64 B | | | | | NOTAS |
| 17 | Z243004000 | PROGRAMADOR CICLO | CYCLE PROGRAMMER | 1 | 1 | | | | | |
| | Q032021000 | TORNILLO ALOMADO M4x10 | CURVED SCREW M4X10 | 2 | 2 | | | | | |
| | Q162020000 | TUERCA EXAGONAL M4 | HEXAGONAL NUT M4 | 2 | 2 | | | | | |
| | Z203007000 | CASQUILLO | BUSHING | 2 | 2 | | | | | |
| | Q041324000 | TORN. AVELLA. M4x25 H.ZINCADO | COUNTERSUNK NUT M4x25 H.ZI | 2 | 2 | | | | | |
| 18 | Z213003000 | CONMUTADOR DE FUNCIONES | FUNCTIONS SWITCH | 1 | — | | | | | |
| 18 | Z223001000 | CONMUTADOR DE FUNCIONES | FUNCTIONS SWITCH | — | 1 | | | | | |
| 19 | Z202918000 | FRENTE COMPLETO | COMPLETE FRONT | 1 | 1 | | | | | |
| | Q152004000 | TORNILLO APLASTADO M5x13 | FLAT HEAD SCREW M5X13 | 2 | 2 | | | | | |
| | 3713500000 | PERFIL CUBREARISTAS PLASTICO | PLASTIC EDGE COVER PROFILE | 1 | 1 | | | | | |
| 20 | Z203080000 | PULSADOR MARCHA NEGRO | BLACK RUN BUTTON | 1 | 1 | | | | | |
| 21 | Z203069000 | BOTON DE MANDO | CONTROL BUTTON | 1 | 1 | | | | | |
| 22 | Z242902000 | EMBELLECEDOR ADHESIVO FI-64 | ADHESIVE TRIM FI-64 | 1 | — | | | | | |
| 22 | Z252902000 | EMBELLECEDOR ADHES. FI-64 B | ADHES. TRIM FI-64 B | — | 1 | | | | | |
| | Q152024000 | TORNIL. AVELLANADO M4X8 A304 | COUNTERSUNK BOLT M4X8 A304 | 2 | 2 | | | | | |
| 23 | Z203601000 | RESISTENCIA TANQUE | TANK RESISTOR | 1 | 1 | | | | | |
| 24 | Z651731000 | CAPERUZA RESISTEN. CALDERIN | DRUM RESIST. CAP | 1 | 1 | | | | | ELIMINADO 10.04.09 |
| 24 | Z101723000 | CAPERUZA RESISTEN. CALDERIN | DRUM RESIST. CAP | 1 | 1 | | | | | INTRODUCIDO 10.04.09 |
| | Q163140000 | TUERCA EXAGONAL M6 LATON | HEXAGONAL NUT M6 BRASS | 2 | 2 | | | | | |
| | Q012031000 | TORNIL. EXAGONAL M5x10 A.304 | HEXAGONAL BOLT M5X10 A.304 | 2 | 2 | | | | | |
| | Q232030000 | ARANDELA A5 | WASHER A5 | 2 | 2 | | | | | |
| 25 | Z241701000 | RESISTENCIA CALDERIN | DRUM RESISTOR | 1 | 1 | | | | | |
| | Q221305000 | TUERCA EX.AUTO M4 ZINCADA | EX.AUTO NUT M4 ZINC-COATED | 6 | 6 | | | | | |
| | Q163140000 | TUERCA EXAGONAL M6 LATON | HEXAGONAL NUT M6 BRASS | 6 | 6 | | | | | |
| | Q262040000 | ARANDELA GROW. A6 A.304 | WASHER GROW. A6 A.304 | 6 | 6 | | | | | |
| 26 | Q307035000 | JUNTA TORICA AN-36 282333 | O-RING AN-36 282333 | 1 | 1 | | | | | |
| 27 | Z203047000 | SOPORTE TERMOSTATOS | THERMOSTAT SUPPORT | 1 | 1 | | | | | |
| | Q012031000 | TORNIL. EXAGONAL M5X10 A.304 | HEXAGONAL BOLT M5X10 A.304 | 2 | 2 | | | | | |
| | Q232030000 | ARANDELA A5 | WASHER A5 | 2 | 2 | | | | | |
| | | | | | | | | | | |
| | | | | | | | | | | |

| ITEM | CODIGO CODE | DENOMINACION | NAME | FI-64 | FI-64 B | | | | | | | NOTAS |
|------|----------------|------------------------------|----------------------------|-------|---------|--|--|--|--|--|--|------------------------|
| 28 | Q152024000 | TORNIL. AVELLANADO M4X8 A304 | COUNTERSUNK BOLT M4X8 A304 | 2 | 2 | | | | | | | |
| 29 | Z203014000 | TERMOSTATO CALDERIN | WASH DRUM THERMOSTAT | 1 | 1 | | | | | | | ELIMINADO 01.11.2012 |
| 29 | 12040858 | TERMOSTATO CALDERIN | WASH DRUM THERMOSTAT | 1 | 1 | | | | | | | INTRODUCIDO 01.11.2012 |
| 30 | Z213014000 | LIMITADOR TECASA P. | LIMITER TECASA P. | 1 | 1 | | | | | | | |
| 31 | Z203060000 | AMARRE LIMITADOR TECASA | LIMITER FASTENING TECASA | 1 | 1 | | | | | | | |
| | Q221341000 | REMACHE EXAGONAL M4 | HEXAGONAL RIVET M4 | 2 | 2 | | | | | | | |
| | Q152024000 | TORNIL. AVELLANADO M4X8 A304 | COUNTERSUNK BOLT M4X8 A304 | 2 | 2 | | | | | | | |
| 32 | N503017000 | SOPORTE TERMOSTATO 1001713 | THERMOSTAT SUPPORT 1001713 | 1 | 1 | | | | | | | |
| 33 | Z718405000 | TERMOSTATO DOBLE | DOUBLE THERMOSTAT | 1 | 1 | | | | | | | |
| 34 | Z603602000 | SOPORTE RESISTENCIA TANQUE | TANK RESISTOR SUPPORT | 1 | 1 | | | | | | | |
| | Q232040000 | ARANDELA A6 | WASHER A6 | 1 | 1 | | | | | | | |
| | Q162040000 | TUERCA EXAGONAL M6 | HEXAGONAL NUT M6 | 1 | 1 | | | | | | | |
| | | | | | | | | | | | | |
| | | | | | | | | | | | | |
| | | | | | | | | | | | | |
| | | | | | | | | | | | | |
| | | | | | | | | | | | | |
| | | | | | | | | | | | | |
| | | | | | | | | | | | | |
| | | | | | | | | | | | | |
| | | | | | | | | | | | | |
| | | | | | | | | | | | | |
| | | | | | | | | | | | | |
| | | | | | | | | | | | | |
| | | | | | | | | | | | | |
| | | | | | | | | | | | | |
| | | | | | | | | | | | | |
| | | | | | | | | | | | | |
| | | | | | | | | | | | | |
| | | | | | | | | | | | | |
| | | | | | | | | | | | | |
| | | | | | | | | | | | | |
| | | | | | | | | | | | | |



ITEM MARCADO EN COLOR = REPUESTO RECOMENDADO
 COLOURED ITEM = RECOMMENDED SPARE PART

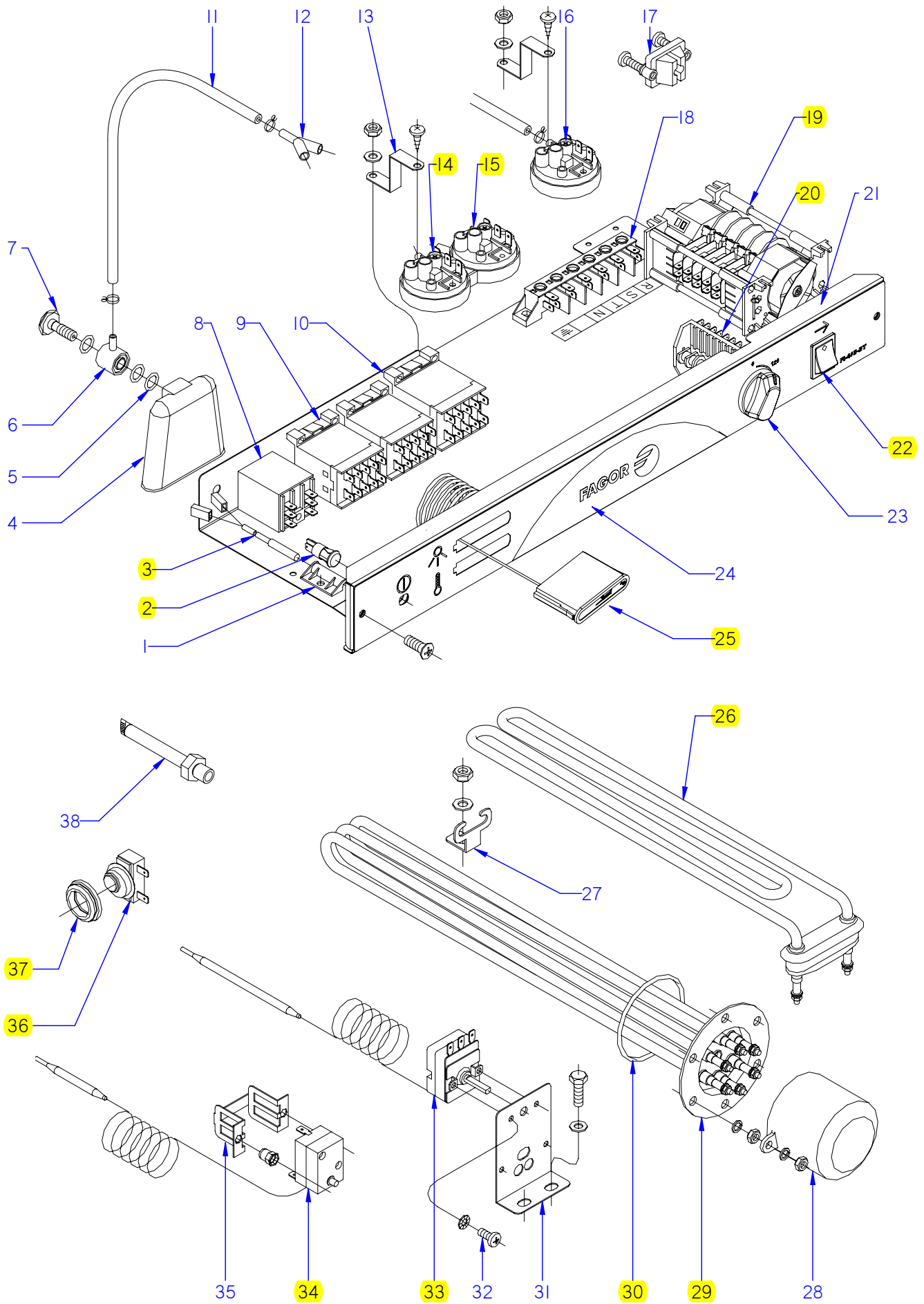
| | | | | | | |
|---------|--------------------|---------|----------------------|---------------------------|--------|---------------------------------------|
| N plano | Firma | Fecha | Aparato | PARTE FUNCIONAL ELECTRICA | Lamina | Fagor Industrial S.Coop. FAGOR |
| C-1853 | <i>[Signature]</i> | 2007-06 | LAVAVAJILLAS FI-64 D | | 11 | Oñate |

| MOD. | | LAVAVAJILLAS DE APERTURA FRONTAL FRONT LOADING DISHWASHER | | ZONA / ZONE | PARTE FUNCIONAL ELECTRICA ELECTRICS FUNCTIONAL PART | | | | | PLANO DIAGRAM | C-1853 |
|------|----------------|--|------------------------------|-------------|--|--|--|--|--|------------------|----------------------|
| ITEM | CODIGO CODE | DENOMINACION | NAME | FI-64 D | | | | | | | NOTAS |
| 1 | Z203010000 | AMARRE INTERRUPT. MAGNETICO | MAGNETIC SWITCH FASTENER | 1 | | | | | | | |
| | Q152004000 | TORNIL, APLASTADO M5x13 A304 | FLAT HEADED BOLT M5x13 A304 | 1 | | | | | | | |
| | Q232030000 | ARANDELA A5 | WASHER A5 | 1 | | | | | | | |
| | Q162030000 | TUERCA EXAGONAL M5 | HEXAGONAL NUT M5 | 1 | | | | | | | |
| 2 | R693056000 | PILOTO AMBAR 41227000A4 | AMBER PILOT 41227000A4 | 2 | | | | | | | |
| 3 | Z203009000 | INTERRUPTOR MAGNETICO | MAGNETIC SWITCH | 1 | | | | | | | |
| 4 | Z203011000 | CAMARA PRESOSTATO | PRESSURE SWITCH | 1 | | | | | | | |
| 5 | Q307003000 | JUNTA TORICA 16.01X10.77X2.62 | O-RING 16.01X10.77X2.62 | 3 | | | | | | | |
| 6 | Z203012000 | EMPALME PRESOSTATO | PRESSURE SWITCH CONNEX | 1 | | | | | | | |
| 7 | Z203013000 | TORNILLO PRESOSTATO | PRESSURE SWITCH BOLT | 1 | | | | | | | |
| 8 | Z203062000 | RELE 230V. 16A 50-60 HZ | RELAY 230V. 16A 50-60 HZ | 1 | | | | | | | |
| | Q162050000 | TUERCA EXAGONAL M8x1 INOX. | HEXAGONAL NUT M8x1 INOX. | 1 | | | | | | | |
| | Q261050000 | ARANDELA MUELLE A8 | SPRING WASHER A8 | 1 | | | | | | | |
| 9 | Z213007000 | CONTACTOR 230 V. 50-60 HZ | CONTACTOR 230 V. 50-60 HZ | 2 | | | | | | | |
| 9 | Z213007000 | CONTACTOR 230 V. 50-60 HZ | CONTACTOR 230 V. 50-60 HZ | 1 | | | | | | | ELIMINADO 01.11.08 |
| 9 | Z203050000 | CONTACTOR SIRIUS 3R 230V50-60 | CONTACTOR SIRIUS 3R 230V50- | 1 | | | | | | | INTRODUCIDO 01.11.08 |
| 9 | Z213007000 | CONTACTOR 230 V. 50-60 HZ | CONTACTOR 230 V. 50-60 HZ | 3 | | | | | | | |
| 10 | 3702400000 | TUBO GOMA NEGRO Ø 8*4 | BLACK RUBBER PIPE Ø 8*4 | 1 | | | | | | | |
| | P102154000 | BRIDA ELASTICA TUBO | ELASTIC PIPE FLANGE | 2 | | | | | | | |
| 11 | Z602923000 | SOPORTE PRESOSTATO | PRESSURE SWITCH SUPPORT | 1 | | | | | | | |
| | Q082032000 | TORNILLO ALOMADO BZ-3,5X9,5 | CURVED SCREW BZ-3.5x9.5 | 1 | | | | | | | |
| | Q152004000 | TORNILLO APLASTADO M5x13 | FLAT HEAD SCREW M5X13 | 1 | | | | | | | |
| | Q232030000 | ARANDELA A5 | WASHER A5 | 1 | | | | | | | |
| | Q162030000 | TUERCA EXAGONAL M5 | HEXAGONAL NUT M5 | 1 | | | | | | | |
| 12 | Z203023000 | PRESOSTATO SIMPLE PVS | SIMPLE PVS PRESSURE SWITCH | 1 | | | | | | | |
| 13 | Z203020000 | RETENEDOR DE CABLE | CABLE HOLDER | 1 | | | | | | | |
| 14 | R253044000 | REGLETA AUXILIAR FV-122 | AUXILIARY TERMINAL STRIP FV- | 1 | | | | | | | |
| | Z213005000 | ROTULO ADHESIVO | ADHESIVE LABEL | 1 | | | | | | | |
| 15 | Z613003000 | PROGRAMADOR REGENERACION | REGENERATION PROGRAMMER | 1 | | | | | | | |
| | Q032021000 | TORNILLO ALOMADO M4x10 | CURVED SCREW M4X10 | 2 | | | | | | | |
| | | | | | | | | | | | |

| MOD. | | LAVAVAJILLAS DE APERTURA FRONTAL FRONT LOADING DISHWASHER | | ZONA / ZONE | PARTE FUNCIONAL ELECTRICA ELECTRICS FUNCTIONAL PART | | | | | PLANO DIAGRAM | C-1853 |
|------|----------------|--|----------------------------|-------------|--|--|--|--|--|------------------|----------------------|
| ITEM | CODIGO CODE | DENOMINACION | NAME | FI-64 D | | | | | | | NOTAS |
| 16 | Z243004000 | PROGRAMADOR CICLO 50 HZ | CYCLE PROGRAMMER 50 HZ | 1 | | | | | | | |
| 16 | Z243054000 | PROGRAMADOR CICLO 60 HZ | CYCLE PROGRAMMER 60 HZ | 1 | | | | | | | INTRODUCIDO 01.08.09 |
| | Q032021000 | TORNILLO ALOMADO M4x10 | CURVED SCREW M4X10 | 2 | | | | | | | |
| | Q162020000 | TUERCA EXAGONAL M4 | HEXAGONAL NUT M4 | 2 | | | | | | | |
| | Z203007000 | CASQUILLO | BUSHING | 2 | | | | | | | |
| | Q041324000 | TORN. AVELLA. M4x25 H.ZINCADO | COUNTERSUNK NUT M4x25 H.ZI | 2 | | | | | | | |
| 17 | Z223001000 | CONMUTADOR DE FUNCIONES | FUNCTIONS SWITCH | 1 | | | | | | | |
| 18 | Z202918000 | FRENTE COMPLETO | COMPLETE FRONT | 1 | | | | | | | |
| | Q152004000 | TORNILLO APLASTADO M5x13 | FLAT HEAD SCREW M5X13 | 2 | | | | | | | |
| | 3713500000 | PERFIL CUBREARISTAS PLASTICO | PLASTIC EDGE COVER PROFILE | 1 | | | | | | | |
| 19 | Z203080000 | PULSADOR MARCHA NEGRO | BLACK RUN BUTTON | 1 | | | | | | | |
| 20 | Z203070000 | PULSADOR NEGRO | BLACK BUTTON | 1 | | | | | | | |
| | Q162020000 | TUERCA EXAGONAL M4 | HEXAGONAL NUT M4 | 2 | | | | | | | |
| 21 | Z203069000 | BOTON DE MANDO | CONTROL BUTTON | 1 | | | | | | | |
| 22 | Z247805000 | EMBELLECEDOR ADHES. FI-64 D | ADHES. TRIM FI-64 D | 1 | | | | | | | |
| | Q152024000 | TORNIL. AVELLANADO M4X8 A304 | COUNTERSUNK BOLT M4X8 A304 | 2 | | | | | | | |
| 23 | Z203601000 | RESISTENCIA TANQUE | TANK RESISTOR | 1 | | | | | | | |
| 24 | Z651731000 | CAPERUZA RESISTEN. CALDERIN | DRUM RESIST. CAP | 1 | | | | | | | ELIMINADO 10.04.09 |
| 24 | Z101723000 | CAPERUZA RESISTEN. CALDERIN | DRUM RESIST. CAP | 1 | | | | | | | INTRODUCIDO 10.04.09 |
| | Q163140000 | TUERCA EXAGONAL M6 LATON | HEXAGONAL NUT M6 BRASS | 2 | | | | | | | |
| | Q012031000 | TORNIL. EXAGONAL M5x10 A.304 | HEXAGONAL BOLT M5X10 A.304 | 2 | | | | | | | |
| | Q232030000 | ARANDELA A5 | WASHER A5 | 2 | | | | | | | |
| 25 | Z241701000 | RESISTENCIA CALDERIN | DRUM RESISTOR | 1 | | | | | | | |
| | Q221305000 | TUERCA EX.AUTO M4 ZINCADA | EX.AUTO NUT M4 ZINC-COATED | 6 | | | | | | | |
| | Q163140000 | TUERCA EXAGONAL M6 LATON | HEXAGONAL NUT M6 BRASS | 6 | | | | | | | |
| | Q262040000 | ARANDELA GROW. A6 A.304 | WASHER GROW. A6 A.304 | 6 | | | | | | | |
| 26 | Q307035000 | JUNTA TORICA AN-36 282333 | O-RING AN-36 282333 | 1 | | | | | | | |
| 27 | Z203047000 | SOPORTE TERMOSTATOS | THERMOSTAT SUPPORT | 1 | | | | | | | |
| | Q012031000 | TORNIL. EXAGONAL M5X10 A.304 | HEXAGONAL BOLT M5X10 A.304 | 2 | | | | | | | |
| | Q232030000 | ARANDELA A5 | WASHER A5 | 2 | | | | | | | |
| | | | | | | | | | | | |

| | | | | | |
|-------------|--|--------------------|--|--------------------------|---------------|
| MOD. | LAVAVAJILLAS DE APERTURA FRONTAL FRONT LOADING DISHWASHER | ZONA / ZONE | PARTE FUNCIONAL ELECTRICA ELECTRICS FUNCTIONAL PART | PLANO DIAGRAM | C-1853 |
| | | | | | |

| ITEM | CODIGO CODE | DENOMINACION | NAME | FI-64 D | | | | | | | | NOTAS |
|-------------|------------------------|------------------------------|----------------------------|----------------|--|--|--|--|--|--|--|------------------------|
| 28 | Q152024000 | TORNIL. AVELLANADO M4X8 A304 | COUNTERSUNK BOLT M4X8 A304 | 2 | | | | | | | | |
| 29 | Z203014000 | TERMOSTATO CALDERIN | WASH DRUM THERMOSTAT | 1 | | | | | | | | ELIMINADO 01.11.2012 |
| 29 | 12040858 | TERMOSTATO CALDERIN | WASH DRUM THERMOSTAT | 1 | | | | | | | | INTRODUCIDO 01.11.2012 |
| 30 | Z213014000 | LIMITADOR TECASA P. | LIMITER TECASA P. | 1 | | | | | | | | |
| 31 | Z203060000 | AMARRE LIMITADOR TECASA | LIMITER FASTENING TECASA | 1 | | | | | | | | |
| | Q221341000 | REMACHE EXAGONAL M4 | HEXAGONAL RIVET M4 | 2 | | | | | | | | |
| | Q152024000 | TORNIL. AVELLANADO M4X8 A304 | COUNTERSUNK BOLT M4X8 A304 | 2 | | | | | | | | |
| 32 | N503017000 | SOPORTE TERMOSTATO 1001713 | THERMOSTAT SUPPORT 1001713 | 1 | | | | | | | | |
| 33 | Z718405000 | TERMOSTATO DOBLE | DOUBLE THERMOSTAT | 1 | | | | | | | | |
| 34 | Z603602000 | SOPORTE RESISTENCIA TANQUE | TANK RESISTOR SUPPORT | 1 | | | | | | | | |
| | Q232040000 | ARANDELA A6 | WASHER A6 | 1 | | | | | | | | |
| | Q162040000 | TUERCA EXAGONAL M6 | HEXAGONAL NUT M6 | 1 | | | | | | | | |
| | | | | | | | | | | | | |
| | | | | | | | | | | | | |
| | | | | | | | | | | | | |
| | | | | | | | | | | | | |
| | | | | | | | | | | | | |
| | | | | | | | | | | | | |
| | | | | | | | | | | | | |
| | | | | | | | | | | | | |
| | | | | | | | | | | | | |
| | | | | | | | | | | | | |
| | | | | | | | | | | | | |
| | | | | | | | | | | | | |
| | | | | | | | | | | | | |
| | | | | | | | | | | | | |
| | | | | | | | | | | | | |



ITEM MARCADO EN COLOR = REPUESTO RECOMENDADO
 COLOURED ITEM = RECOMMENDED SPARE PART

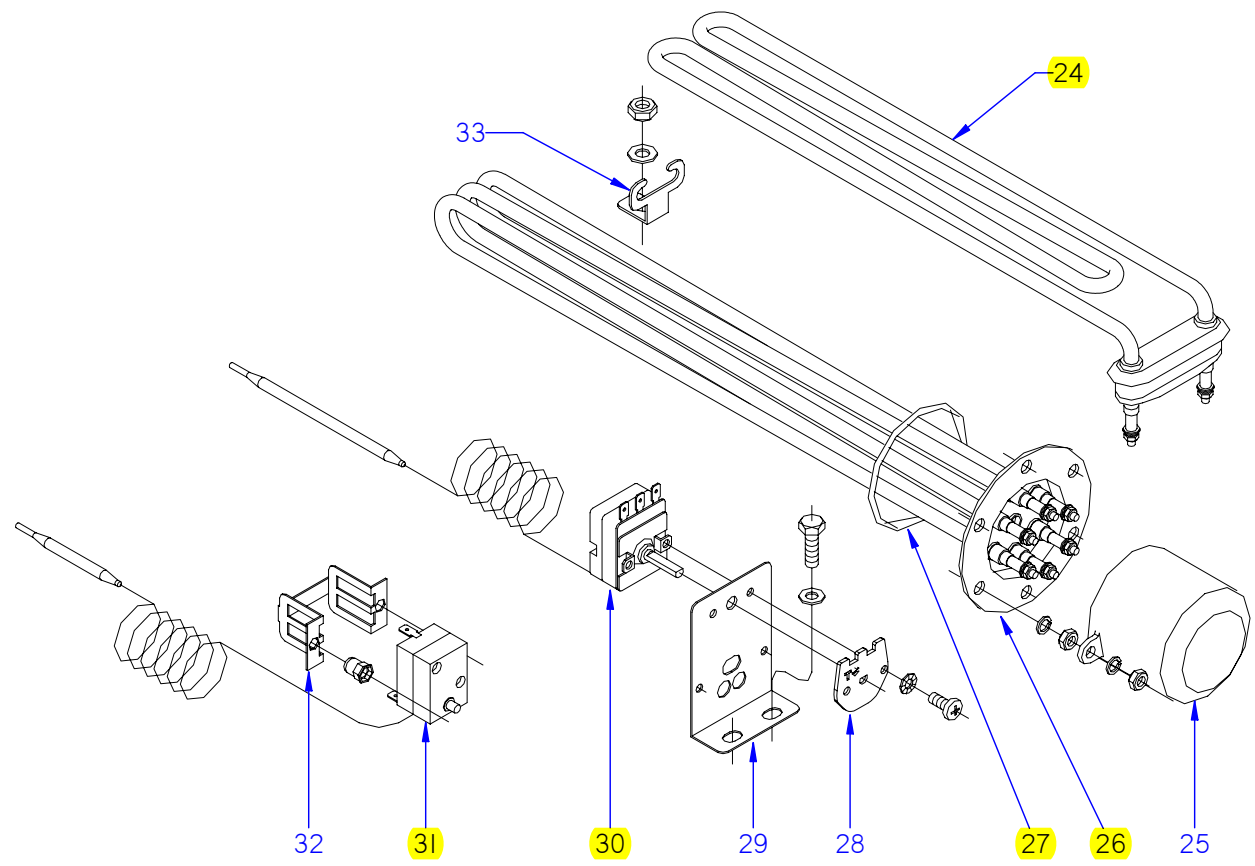
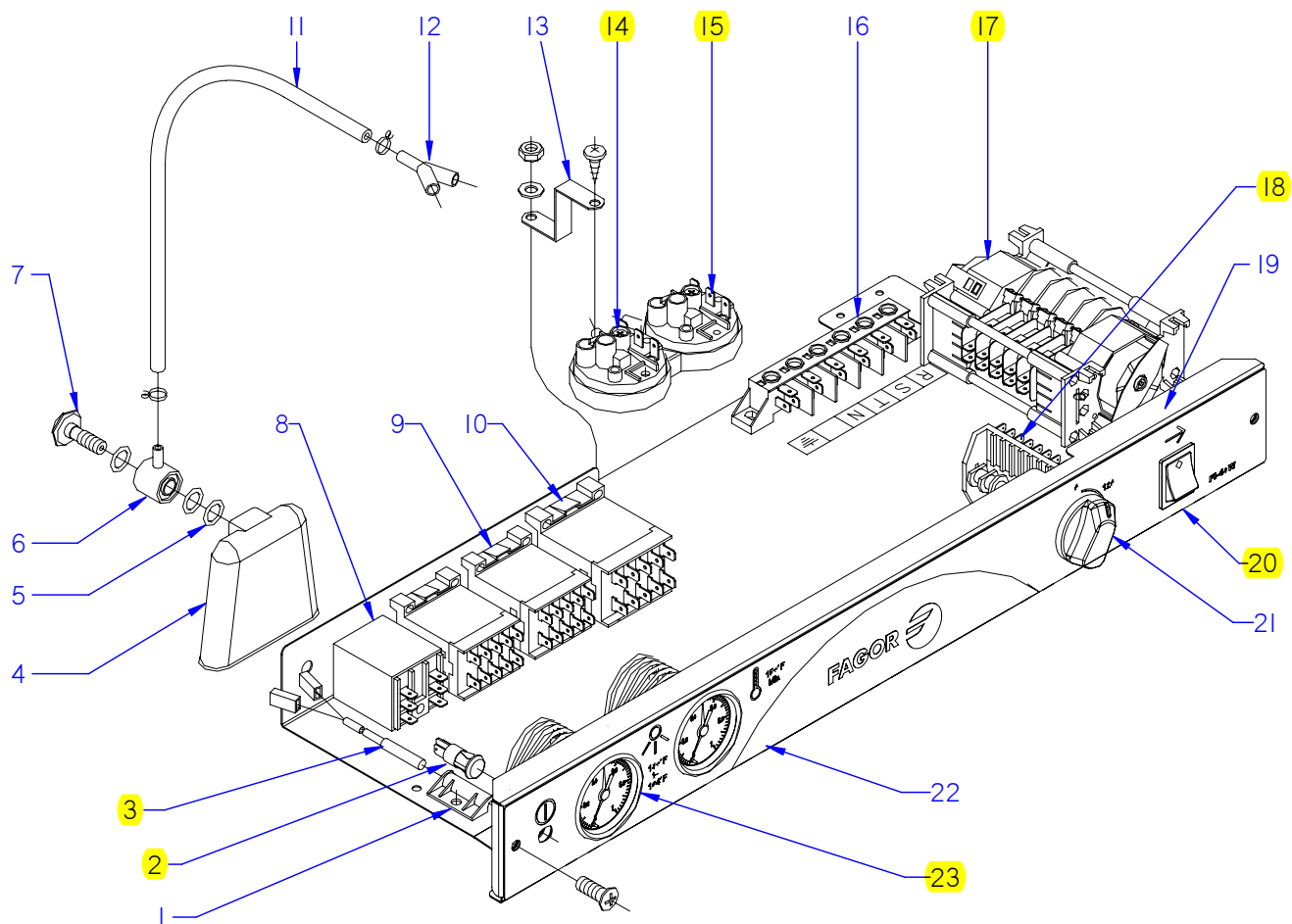
| | | | | | | |
|---------|--------------------|---------|----------------------------------|---------------------------|--------|---------------------------------------|
| N plano | Firma | Fecha | Aparato | PARTE FUNCIONAL ELECTRICA | Lamina | Fagor Industrial S.Coop. FAGOR |
| C-1854 | <i>[Signature]</i> | 2007-06 | LAVAVAJ. FI-64 C; CLINIC; B-BTUK | | 12 | Oñate |

| MOD. | | LAVAVAJILLAS DE APERTURA FRONTAL FRONT LOADING DISHWASHER | | ZONA / ZONE | PARTE FUNCIONAL ELECTRICA ELECTRICS FUNCTIONAL PART | | | PLANO DIAGRAM | C-1854 |
|------|----------------|--|------------------------------|-------------|--|--------------------|--|------------------|----------------------|
| ITEM | CODIGO CODE | DENOMINACION | NAME | FI-64 C | FI-64 B-BTUK | FI-64 HY CLINIC | | | NOTAS |
| 1 | Z203010000 | AMARRE INTERRUPT. MAGNETICO | MAGNETIC SWITCH FASTENER | 1 | 1 | 1 | | | |
| | Q152004000 | TORNIL, APLASTADO M5x13 A304 | FLAT HEADED BOLT M5x13 A304 | 1 | 1 | 1 | | | |
| | Q232030000 | ARANDELA A5 | WASHER A5 | 1 | 1 | 1 | | | |
| | Q162030000 | TUERCA EXAGONAL M5 | HEXAGONAL NUT M5 | 1 | 1 | 1 | | | |
| 2 | R693056000 | PILOTO AMBAR 41227000A4 | AMBER PILOT 41227000A4 | 1 | 1 | 1 | | | |
| 3 | Z203009000 | INTERRUPTOR MAGNETICO | MAGNETIC SWITCH | 1 | 1 | 1 | | | |
| 4 | Z203011000 | CAMARA PRESOSTATO | PRESSURE SWITCH | 1 | 1 | 1 | | | |
| 5 | Q307003000 | JUNTA TORICA 16.01X10.77X2.62 | O-RING 16.01X10.77X2.62 | 3 | 3 | 3 | | | |
| 6 | Z203012000 | EMPALME PRESOSTATO | PRESSURE SWITCH CONNEX | 1 | 1 | 1 | | | |
| 7 | Z203013000 | TORNILLO PRESOSTATO | PRESSURE SWITCH BOLT | 1 | 1 | 1 | | | |
| 8 | Z203062000 | RELE 230V. 16A 50-60 HZ | RELAY 230V. 16A 50-60 HZ | 1 | 1 | 1 | | | |
| 9 | Z213007000 | CONTACTOR 230 V. 50-60 HZ | CONTACTOR 230 V. 50-60 HZ | 2 | 2 | 2 | | | |
| 9 | Z213007000 | CONTACTOR 230 V. 50-60 HZ | CONTACTOR 230 V. 50-60 HZ | 1 | 1 | 1 | | | ELIMINADO 01.11.08 |
| 9 | Z203050000 | CONTACTOR SIRIUS 3R 230V50-60 | CONTACTOR SIRIUS 3R 230V50- | 1 | 1 | 1 | | | INTRODUCIDO 01.11.08 |
| 10 | Z683087000 | CONTACTOR 3TF20 01-3AL2 230 | CONTACTOR 3TF20 01-3AL2 230 | - | 1 | 1 | | | |
| 11 | 3702400000 | TUBO GOMA NEGRO Ø 8*4 | BLACK RUBBER PIPE Ø 8*4 | 1 | 1 | 1 | | | |
| | P102154000 | BRIDA ELASTICA TUBO | ELASTIC PIPE FLANGE | 2 | 2 | 2 | | | |
| 12 | Z103077000 | RACORD EN Y | Y-CONNECTION | 1 | 1 | 1 | | | |
| 13 | Z602923000 | SOPORTE PRESOSTATO | PRESSURE SWITCH SUPPORT | 2 | 2 | 2 | | | |
| | Q082032000 | TORNILLO ALOMADO BZ-3,5X9,5 | CURVED SCREW BZ-3.5x9.5 | 2 | 2 | 2 | | | |
| | Q152004000 | TORNILLO APLASTADO M5x13 | FLAT HEAD SCREW M5X13 | 2 | 2 | 2 | | | |
| | Q232030000 | ARANDELA A5 | WASHER A5 | 2 | 2 | 2 | | | |
| | Q162030000 | TUERCA EXAGONAL M5 | HEXAGONAL NUT M5 | 2 | 2 | 2 | | | |
| 14 | Z203023000 | PRESOSTATO SIMPLE PVS | SIMPLE PVS PRESSURE SWITCH | 1 | 1 | 1 | | | |
| 15 | Z223005000 | PRESOSTATO SIMPLE P.V.S. | SIMPLE P.V.S. PRESSURE SWITC | 1 | 1 | 1 | | | |
| 16 | Z213059000 | TRIPLE PRESOSTATO 40-120-150 | TRIPLE PRESSURE SWITCH 40-1 | - | 1 | 1 | | | |
| | Q232040000 | ARANDELA A6 | WASHER A6 | - | 1 | 1 | | | |
| | Q162040000 | TUERCA EXAGONAL M6 | HEXAGONAL NUT M6 | - | 1 | 1 | | | |
| 17 | Z203020000 | RETENEDOR DE CABLE | CABLE HOLDER | 1 | 1 | 1 | | | |

| MOD. | | LAVAVAJILLAS DE APERTURA FRONTAL FRONT LOADING DISHWASHER | | ZONA / ZONE | PARTE FUNCIONAL ELECTRICA ELECTRICS FUNCTIONAL PART | | | PLANO DIAGRAM | C-1854 |
|------|----------------|--|------------------------------|-------------|--|--------------------|--|------------------|----------------------|
| ITEM | CODIGO CODE | DENOMINACION | NAME | FI-64 C | FI-64 B-BTUK | FI-64 HY CLINIC | | | NOTAS |
| 18 | R253044000 | REGLETA AUXILIAR FV-122 | AUXILIARY TERMINAL STRIP FV- | 1 | 1 | 1 | | | |
| | Z213005000 | ROTULO ADHESIVO | ADHESIVE LABEL | 1 | 1 | 1 | | | |
| | Q152004000 | TORNILLO APLASTADO M5x13 | FLAT HEAD SCREW M5X13 | 2 | 2 | 2 | | | |
| | Q232030000 | ARANDELA A5 | WASHER A5 | 2 | 2 | 2 | | | |
| | Q162030000 | TUERCA EXAGONAL M5 | HEXAGONAL NUT M5 | 2 | 2 | 2 | | | |
| 19 | Z243004000 | PROGRAMADOR CICLO | CYCLE PROGRAMMER | 1 | - | - | | | |
| 19 | Z243001000 | PROGRAMADOR CICLO | CYCLE PROGRAMMER | - | 1 | 1 | | | |
| | Q032021000 | TORNILLO ALOMADO M4x10 | CURVED SCREW M4X10 | 2 | 2 | 2 | | | |
| | Q162020000 | TUERCA EXAGONAL M4 | HEXAGONAL NUT M4 | 2 | 2 | 2 | | | |
| | Z203007000 | CASQUILLO | BUSHING | 2 | 2 | 2 | | | |
| | Q041324000 | TORN. AVELLA. M4x25 H.ZINCADO | COUNTERSUNK NUT M4x25 H.ZI | 2 | 2 | 2 | | | |
| 20 | Z223001000 | CONMUTADOR DE FUNCIONES | FUNCTIONS SWITCH | 1 | 1 | 1 | | | |
| 21 | Z202918000 | FRENTE COMPLETO | COMPLETE FRONT | 1 | 1 | 1 | | | |
| | Q152004000 | TORNILLO APLASTADO M5x13 | FLAT HEAD SCREW M5X13 | 2 | 2 | 2 | | | |
| 22 | Z203080000 | PULSADOR MARCHA NEGRO | BLACK RUN BUTTON | 1 | 1 | 1 | | | |
| 23 | Z203069000 | BOTON DE MANDO | CONTROL BUTTON | 1 | 1 | 1 | | | |
| 24 | Z208919000 | EMBELLE. ADHESIVO FI-64 C | ADHESIVE TRIM FI-64 C | 1 | - | - | | | |
| 24 | Z258950000 | EMBELLEC. ADHESIVO FI-64 B-BT | TRIM ADHESIVE FI-64 B-BT | - | 1 | - | | | |
| 24 | Z257417000 | EMBELLE. ADHESIVO FI-64 CLINIC | ADHESIVE TRIM FI-64 CLINIC | - | - | 1 | | | |
| | Q152024000 | TORNIL. AVELLANADO M4X8 A304 | COUNTERSUNK BOLT M4X8 A304 | 2 | 2 | 2 | | | |
| 25 | Z203072000 | INDICADOR ANALOGICO | ANALOG INDICATOR | 2 | 2 | 2 | | | |
| 26 | Z203601000 | RESISTENCIA TANQUE | TANK RESISTOR | 1 | 1 | 1 | | | |
| 27 | Z603602000 | SOPORTE RESISTENCIA TANQUE | TANK RESISTOR SUPPORT | 1 | 1 | 1 | | | |
| | Q232040000 | ARANDELA A6 | WASHER A6 | 1 | 1 | 1 | | | |
| | Q162040000 | TUERCA EXAGONAL M6 | HEXAGONAL NUT M6 | 1 | 1 | 1 | | | |
| 28 | Z651731000 | CAPERUZA RESISTEN. CALDERIN | DRUM RESIST. CAP | 1 | 1 | 1 | | | ELIMINADO 10.04.09 |
| 28 | Z101723000 | CAPERUZA RESISTEN. CALDERIN | DRUM RESIST. CAP | 1 | 1 | 1 | | | INTRODUCIDO 10.04.09 |
| | Q163140000 | TUERCA EXAGONAL M6 LATON | HEXAGONAL NUT M6 BRASS | 2 | 2 | 2 | | | |
| | Q012031000 | TORNIL. EXAGONAL M5x10 A.304 | HEXAGONAL BOLT M5X10 A.304 | 2 | 2 | 2 | | | |
| | Q232030000 | ARANDELA A5 | WASHER A5 | 2 | 2 | 2 | | | |
| | Q012063000 | TORNIL. EXAGONAL M10x20 A.304 | HEXAGONAL BOLT M10X20 A.304 | 2 | 2 | 2 | | | |

| | | | | | |
|------|--|-------------|--|------------------|--------|
| MOD. | LAVAVAJILLAS DE APERTURA FRONTAL FRONT LOADING DISHWASHER | ZONA / ZONE | PARTE FUNCIONAL ELECTRICA ELECTRICS FUNCTIONAL PART | PLANO DIAGRAM | C-1854 |
|------|--|-------------|--|------------------|--------|

| ITEM | CODIGO CODE | DENOMINACION | NAME | FI-64 C | FI-64 B-BTUK | FI-64 HY CLINIC | | | | | NOTAS |
|------|----------------|------------------------------|----------------------------|---------|--------------|--------------------|--|--|--|--|------------------------|
| 29 | Z241701000 | RESISTENCIA CALDERIN | DRUM RESISTOR | 1 | 1 | 1 | | | | | |
| | Q221305000 | TUERCA EX.AUTO M4 ZINCADA | EX.AUTO NUT M4 ZINC-COATED | 6 | 6 | 6 | | | | | |
| | Q163140000 | TUERCA EXAGONAL M6 LATON | HEXAGONAL NUT M6 BRASS | 6 | 6 | 6 | | | | | |
| | Q262040000 | ARANDELA GROW. A6 A.304 | WASHER GROW. A6 A.304 | 6 | 6 | 6 | | | | | |
| 30 | Q307048000 | JUNTA TORICA 9.12x16.18x3.53 | O-RING 9.12x16.18x3.53 | 1 | 1 | 1 | | | | | |
| 31 | Z203047000 | SOPORTE TERMOSTATOS | THERMOSTAT SUPPORT | 1 | 1 | 1 | | | | | |
| | Q012031000 | TORNIL. EXAGONAL M5X10 A.304 | HEXAGONAL BOLT M5X10 A.304 | 2 | 2 | 2 | | | | | |
| | Q232030000 | ARANDELA A5 | WASHER A5 | 2 | 2 | 2 | | | | | |
| 32 | Q152024000 | TORNIL. AVELLANADO M4X8 A304 | COUNTERSUNK BOLT M4X8 A304 | 2 | 2 | 2 | | | | | |
| 33 | Z203014000 | TERMOSTATO CALDERIN | WASH DRUM THERMOSTAT | 1 | 1 | 1 | | | | | ELIMINADO 01.11.2012 |
| 33 | 12040858 | TERMOSTATO CALDERIN | WASH DRUM THERMOSTAT | 1 | 1 | 1 | | | | | INTRODUCIDO 01.11.2012 |
| 34 | Z213014000 | LIMITADOR TECASA P. | LIMITER TECASA P. | 1 | 1 | 1 | | | | | |
| 35 | Z203060000 | AMARRE LIMITADOR TECASA | LIMITER FASTENING TECASA | 1 | 1 | 1 | | | | | |
| | Q221341000 | REMACHE EXAGONAL M4 | HEXAGONAL RIVET M4 | 2 | 2 | 2 | | | | | |
| | Q152024000 | TORNIL. AVELLANADO M4X8 A304 | COUNTERSUNK BOLT M4X8 A304 | 2 | 2 | 2 | | | | | |
| 36 | Z718405000 | TERMOSTATO DOBLE | DOUBLE THERMOSTAT | 1 | - | - | | | | | |
| 36 | Z718441000 | TERMOSTATO DOBLE W | DOUBLE THERMOSTAT W | - | 1 | - | | | | | ELIMINADO 03.07.07 |
| 36 | Z718441000 | TERMOSTATO DOBLE W | DOUBLE THERMOSTAT W | - | - | 1 | | | | | |
| 37 | N503017000 | SOPORTE TERMOSTATO 1001713 | THERMOSTAT SUPPORT 1001713 | 1 | 1 | 1 | | | | | |
| 38 | Z263002000 | VAINA INDICADOR COMPLETA | COMPLETE INDICATOR SHELL | 1 | 1 | 1 | | | | | |
| | Q306024000 | JUNTA TORICA 18x12,5x1,5 | O-RING 18x12.5x1.5 | 1 | 1 | 1 | | | | | |
| | Q162070000 | TUERCA EXAGONAL M12 | HEXAGONAL NUT M12 | 1 | 1 | 1 | | | | | |
| | | | | | | | | | | | |
| | | | | | | | | | | | |
| | | | | | | | | | | | |
| | | | | | | | | | | | |
| | | | | | | | | | | | |
| | | | | | | | | | | | |
| | | | | | | | | | | | |
| | | | | | | | | | | | |
| | | | | | | | | | | | |
| | | | | | | | | | | | |
| | | | | | | | | | | | |
| | | | | | | | | | | | |
| | | | | | | | | | | | |
| | | | | | | | | | | | |
| | | | | | | | | | | | |
| | | | | | | | | | | | |
| | | | | | | | | | | | |



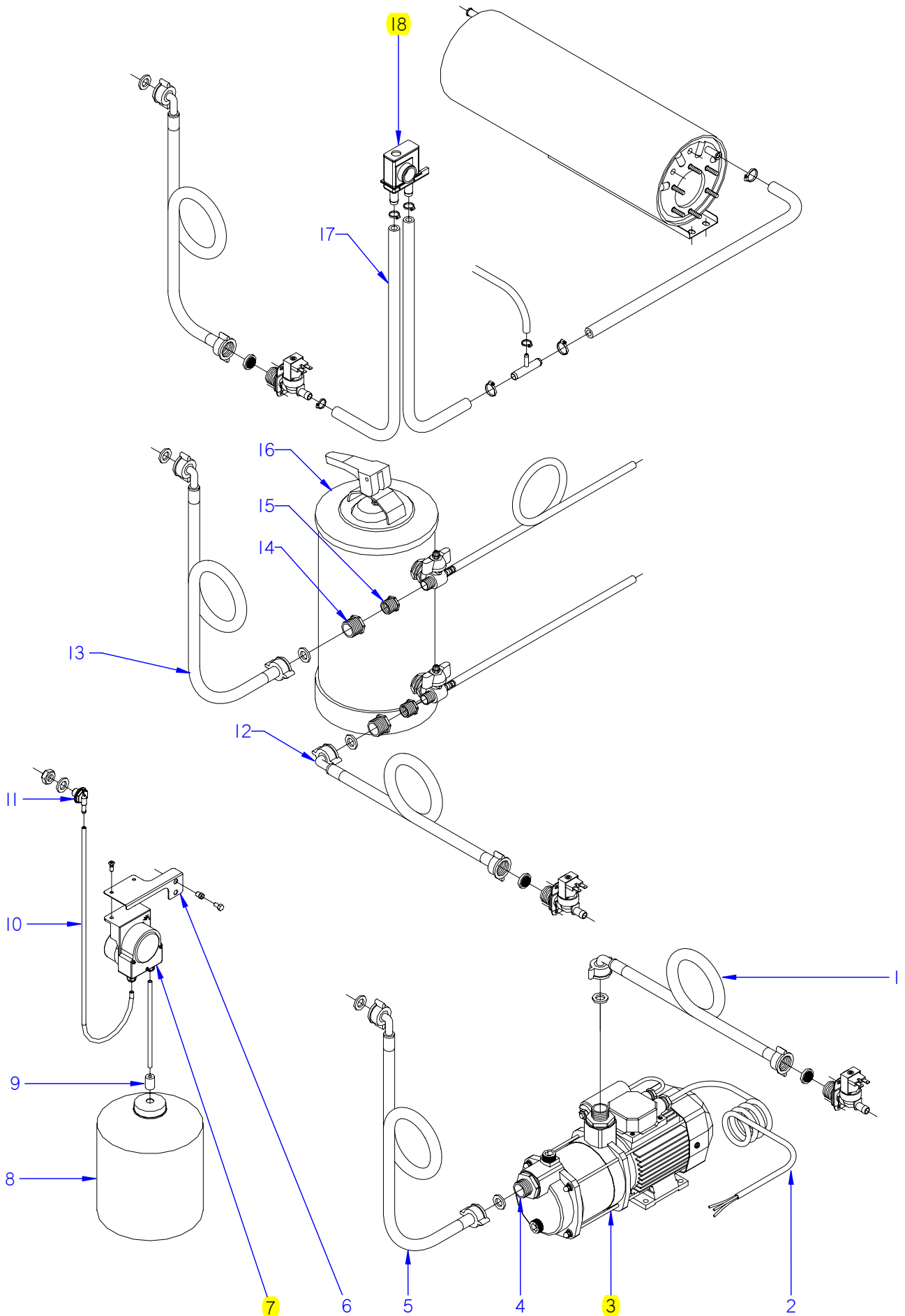
ITEM MARCADO EN COLOR = REPUESTO RECOMENDADO
 COLOURED ITEM = RECOMMENDED SPARE PART

| | | | | | | |
|---------|--------------------|---------|---------------------|---------------------------|--------|---------------------------------------|
| N plano | Firma | Fecha | Aparato | PARTE FUNCIONAL ELECTRICA | Lamina | Fagor Industrial S.Coop. FAGOR |
| C-1855 | <i>[Signature]</i> | 2007-06 | LAVAVAJILLAS FI-64W | | 13 | Oñate |

| MOD. | | LAVAVAJILLAS DE APERTURA FRONTAL FRONT LOADING DISHWASHER | | ZONA / ZONE | PARTE FUNCIONAL ELECTRICA ELECTRICS FUNCTIONAL PART | | | | | PLANO DIAGRAM | C-1855 |
|------|----------------|--|-------------------------------|-------------|--|--|--|--|--|------------------|----------------------|
| ITEM | CODIGO CODE | DENOMINACION | NAME | FI-64 W | | | | | | | NOTAS |
| 1 | Z203010000 | AMARRE INTERRUPT. MAGNETICO | MAGNETIC SWITCH FASTENER | 1 | | | | | | | |
| | Q152004000 | TORNIL, APLASTADO M5x13 A304 | FLAT HEADED BOLT M5x13 A304 | 1 | | | | | | | |
| | Q232030000 | ARANDELA A5 | WASHER A5 | 1 | | | | | | | |
| | Q162030000 | TUERCA EXAGONAL M5 | HEXAGONAL NUT M5 | 1 | | | | | | | |
| 2 | R693056000 | PILOTO AMBAR 41227000A4 | AMBER PILOT 41227000A4 | 1 | | | | | | | |
| 2 | R693056000 | PILOTO AMBAR 41227000A4 | AMBER PILOT 41227000A4 | 1 | | | | | | | INTRODUCIDO 01.01.10 |
| 3 | Z203009000 | INTERRUPTOR MAGNETICO | MAGNETIC SWITCH | 1 | | | | | | | |
| 4 | Z203011000 | CAMARA PRESOSTATO | PRESSURE SWITCH | 1 | | | | | | | |
| 5 | Q307003000 | JUNTA TORICA 16.01X10.77X2.62 | O-RING 16.01X10.77X2.62 | 3 | | | | | | | |
| 6 | Z203012000 | EMPALME PRESOSTATO | PRESSURE SWITCH CONNEX | 1 | | | | | | | |
| 7 | Z203013000 | TORNILLO PRESOSTATO | PRESSURE SWITCH BOLT | 1 | | | | | | | |
| 8 | Z203062000 | RELE 230V. 16A 50-60 HZ | RELAY 230V. 16A 50-60 HZ | 1 | | | | | | | |
| | Q162050000 | TUERCA EXAGONAL M8x1 INOX. | HEXAGONAL NUT M8x1 INOX. | 1 | | | | | | | |
| | Q261050000 | ARANDELA MUELLE A8 | SPRING WASHER A8 | 1 | | | | | | | |
| 9 | Z213007000 | CONTACTOR 230 V. 50-60 HZ | CONTACTOR 230 V. 50-60 HZ | 2 | | | | | | | |
| 9 | Z213007000 | CONTACTOR 230 V. 50-60 HZ | CONTACTOR 230 V. 50-60 HZ | 1 | | | | | | | ELIMINADO 01.11.08 |
| 9 | Z203050000 | CONTACTOR SIRIUS 3R 230V50-60 | CONTACTOR SIRIUS 3R 230V50-60 | 1 | | | | | | | INTRODUCIDO 01.11.08 |
| 10 | Z683087000 | CONTACTOR 3TF20 01-3AL2 230 | CONTACTOR 3TF20 01-3AL2 230 | 1 | | | | | | | |
| | Q032021000 | TORNILLO ALOMADO M4x10 | CURVED SCREW M4X10 | 2 | | | | | | | |
| | Q162020000 | TUERCA EXAGONAL M4 | HEXAGONAL NUT M4 | 2 | | | | | | | |
| 11 | 3702400000 | TUBO GOMA NEGRO Ø 8*4 | BLACK RUBBER PIPE Ø 8*4 | 1 | | | | | | | |
| | P102154000 | BRIDA ELASTICA TUBO | ELASTIC PIPE FLANGE | 2 | | | | | | | |
| 12 | Z103077000 | RACORD EN Y | Y-CONNECTION | 1 | | | | | | | |
| 13 | Z602923000 | SOPORTE PRESOSTATO | PRESSURE SWITCH SUPPORT | 1 | | | | | | | |
| | Q082032000 | TORNILLO ALOMADO BZ-3,5X9,5 | CURVED SCREW BZ-3.5x9.5 | 1 | | | | | | | |
| | Q152004000 | TORNILLO APLASTADO M5x13 | FLAT HEAD SCREW M5X13 | 1 | | | | | | | |
| | Q232030000 | ARANDELA A5 | WASHER A5 | 1 | | | | | | | |
| | Q162030000 | TUERCA EXAGONAL M5 | HEXAGONAL NUT M5 | 1 | | | | | | | |
| 14 | Z203023000 | PRESOSTATO SIMPLE PVS | SIMPLE PVS PRESSURE SWITCH | 1 | | | | | | | |
| 15 | Z223005000 | PRESOSTATO SIMPLE P.V.S. | SIMPLE P.V.S. PRESSURE SWITCH | 1 | | | | | | | |

| MOD. | | LAVAVAJILLAS DE APERTURA FRONTAL FRONT LOADING DISHWASHER | | ZONA / ZONE | PARTE FUNCIONAL ELECTRICA ELECTRICS FUNCTIONAL PART | | | | | PLANO DIAGRAM | C-1855 |
|------|----------------|--|------------------------------|-------------|--|--|--|--|--|------------------|----------------------|
| ITEM | CODIGO CODE | DENOMINACION | NAME | FI-64 W | | | | | | | NOTAS |
| 16 | R253044000 | REGLETA AUXILIAR FV-122 | AUXILIARY TERMINAL STRIP FV- | 1 | | | | | | | |
| | Z213005000 | ROTULO ADHESIVO | ADHESIVE LABEL | 1 | | | | | | | |
| | Q152004000 | TORNILLO APLASTADO M5x13 | FLAT HEAD SCREW M5X13 | 2 | | | | | | | |
| | Q232030000 | ARANDELA A5 | WASHER A5 | 2 | | | | | | | |
| | Q162030000 | TUERCA EXAGONAL M5 | HEXAGONAL NUT M5 | 2 | | | | | | | |
| 17 | Z258412000 | PROGRAMADOR 60HZ.T.STOP | PROGRAMMER 60HZ.T.STOP | 1 | | | | | | | |
| 18 | Z223001000 | CONMUTADOR DE FUNCIONES | FUNCTIONS SWITCH | 1 | | | | | | | |
| | Z203007000 | CASQUILLO | BUSHING | 2 | | | | | | | |
| | Q041324000 | TORN. AVELLA. M4x25 H.ZINCADO | COUNTERSUNK NUT M4x25 H.ZI | 2 | | | | | | | |
| 19 | Z208908000 | FRENTE COMPLETO AF W | COMPLETE FRONT AF W | 1 | | | | | | | |
| | Q152004000 | TORNILLO APLASTADO M5x13 | FLAT HEAD SCREW M5X13 | 2 | | | | | | | |
| | 3713500000 | PERFIL CUBREARISTAS PLASTICO | PLASTIC EDGE COVER PROFILE | 1 | | | | | | | |
| 20 | Z203080000 | PULSADOR MARCHA NEGRO | BLACK RUN BUTTON | 1 | | | | | | | ELIMINADO 01.01.10 |
| 20 | Z513022000 | PULSADOR NEGRO | BLACK BUTTON | 1 | | | | | | | INTRODUCIDO 01.01.10 |
| | Q032021000 | TORNILLO ALOMADO M4x10 | CURVED SCREW M4X10 | 2 | | | | | | | |
| | Q162020000 | TUERCA EXAGONAL M4 | HEXAGONAL NUT M4 | 2 | | | | | | | |
| 21 | Z203069000 | BOTON DE MANDO | CONTROL BUTTON | 1 | | | | | | | |
| 22 | Z248903000 | EMBELLECEDOR ADHES. FI-64 W | ADHES. TRIM FI-64 W | 1 | | | | | | | |
| 23 | Z273060000 | TERMOMETRO W NSF | THERMOMETER W NSF | 2 | | | | | | | |
| 24 | Z203601000 | RESISTENCIA TANQUE | TANK RESISTOR | 1 | | | | | | | |
| 25 | Z651731000 | CAPERUZA RESISTEN. CALDERIN | DRUM RESIST. CAP | 1 | | | | | | | ELIMINADO 10.04.09 |
| 25 | Z101723000 | CAPERUZA RESISTEN. CALDERIN | DRUM RESIST. CAP | 1 | | | | | | | INTRODUCIDO 10.04.09 |
| | Q163140000 | TUERCA EXAGONAL M6 LATON | HEXAGONAL NUT M6 BRASS | 2 | | | | | | | |
| | Q012031000 | TORNIL. EXAGONAL M5x10 A.304 | HEXAGONAL BOLT M5X10 A.304 | 2 | | | | | | | |
| | Q232030000 | ARANDELA A5 | WASHER A5 | 2 | | | | | | | |
| 26 | Z241703000 | RESISTENCIA W CALDERIN | DRUM RESISTOR W | 1 | | | | | | | |
| | Q221305000 | TUERCA EX.AUTO M4 ZINCADA | EX.AUTO NUT M4 ZINC-COATED | 6 | | | | | | | |
| | Q163140000 | TUERCA EXAGONAL M6 LATON | HEXAGONAL NUT M6 BRASS | 6 | | | | | | | |
| | Q262040000 | ARANDELA GROW. A6 A.304 | WASHER GROW. A6 A.304 | 6 | | | | | | | |
| 27 | Q307035000 | JUNTA TORICA AN-36 282333 | O-RING AN-36 282333 | 1 | | | | | | | |
| 28 | Z208438000 | CHAPA W TC 90°C | PLATE W TC 90°C | 1 | | | | | | | |

| MOD. | LAVAVAJILLAS DE APERTURA FRONTAL FRONT LOADING DISHWASHER | | ZONA / ZONE | PARTE FUNCIONAL ELECTRICA ELECTRICS FUNCTIONAL PART | | | | PLANO DIAGRAM | C-1855 |
|------|--|------------------------------|----------------------------|--|--|--|--|------------------|------------------------|
| ITEM | CODIGO CODE | DENOMINACION | NAME | FI-64 W | | | | | NOTAS |
| 29 | Z203047000 | SOPORTE TERMOSTATOS | THERMOSTAT SUPPORT | 1 | | | | | |
| | Q012031000 | TORNIL. EXAGONAL M5X10 A.304 | HEXAGONAL BOLT M5X10 A.304 | 2 | | | | | |
| | Q232030000 | ARANDELA A5 | WASHER A5 | 2 | | | | | |
| | Q152024000 | TORNIL. AVELLANADO M4X8 A304 | COUNTERSUNK BOLT M4X8 A304 | 6 | | | | | |
| 30 | Z203014000 | TERMOSTATO CALDERIN | WASH DRUM THERMOSTAT | 1 | | | | | ELIMINADO 01.11.2012 |
| 30 | 12040858 | TERMOSTATO CALDERIN | WASH DRUM THERMOSTAT | 1 | | | | | INTRODUCIDO 01.11.2012 |
| 31 | Z213014000 | LIMITADOR TECASA P. | LIMITER TECASA P. | 1 | | | | | |
| 32 | Z203060000 | AMARRE LIMITADOR TECASA | LIMITER FASTENING TECASA | 1 | | | | | |
| | Q221341000 | REMACHE EXAGONAL M4 | HEXAGONAL RIVET M4 | 2 | | | | | |
| | Q152024000 | TORNIL. AVELLANADO M4X8 A304 | COUNTERSUNK BOLT M4X8 A304 | 2 | | | | | |
| 33 | Z603602000 | SOPORTE RESISTENCIA TANQUE | TANK RESISTOR SUPPORT | 1 | | | | | |
| | Q232040000 | ARANDELA A6 | WASHER A6 | 1 | | | | | |
| | Q162040000 | TUERCA EXAGONAL M6 | HEXAGONAL NUT M6 | 1 | | | | | |
| | | | | | | | | | |
| | | | | | | | | | |
| | | | | | | | | | |
| | | | | | | | | | |
| | | | | | | | | | |
| | | | | | | | | | |
| | | | | | | | | | |
| | | | | | | | | | |
| | | | | | | | | | |
| | | | | | | | | | |
| | | | | | | | | | |
| | | | | | | | | | |
| | | | | | | | | | |
| | | | | | | | | | |
| | | | | | | | | | |
| | | | | | | | | | |



ITEM MARCADO EN COLOR = REPUESTO RECOMENDADO
 COLOURED ITEM = RECOMMENDED SPARE PART

| | | | | | | |
|---------|--------------------|---------|--------------------|------------|--------|---------------------------------------|
| N plano | Firma | Fecha | Aparato | ACCESORIOS | Lamina | Fagor Industrial S.Coop. FAGOR |
| C-1856 | <i>[Signature]</i> | 2007-06 | LAVAVAJILLAS FI-64 | | 14 | Oñate |

| | | | | | |
|------|--|-------------|---|------------------|---------------|
| MOD. | LAVAVAJILLAS DE APERTURA FRONTAL FRONT LOADING DISHWASHER | ZONA / ZONE | ACCESORIOS PARA LAVAVAJILLAS ACCESSORIES FOR DISHWASHERS | PLANO DIAGRAM | C-1856 |
|------|--|-------------|---|------------------|---------------|

| ITEM | CODIGO CODE | DENOMINACION | NAME | FI-64 | FI-64 B | | | | | | |
|------|-------------------|-----------------------------------|--------------------------------|-------|---------|--|--|--|--|--|--|
| | 1200000125 | KIT BOMBA PRESION | PRESSURE PUMP KIT | | | | | | | | |
| 1 | - | MANGUERA DE MAQUINA | MACHINE HOSE | - | - | | | | | | |
| 2 | Z209510000 | CABLEADO BOMBA PRESION | PRESSURE PUMP WIRING | 1 | 1 | | | | | | |
| 3 | Z209508000 | BOMBA PRESION PRISMA 15 | PRESSURE PUMP PRISMA 15 | 1 | 1 | | | | | | |
| 4 | Z209509000 | MANGUITO | HOSE | 2 | 2 | | | | | | |
| 5 | Z602121000 | MANGUERA ENTRADA AGUA | WATER INTAKE HOSE | 1 | 1 | | | | | | |
| | Q306037000 | ARANDELA Ø42.5X32X1.5 | WASHER Ø42.5X32X1.5 | 2 | 2 | | | | | | |
| | | | | | | | | | | | |
| | 1200000132 | KIT DOSIFICADOR DETERGENTE | DETERGENT DISPENSER KIT | | | | | | | | |
| 6 | Z208434000 | SOPORTE DOSIFICADOR W | DISPENSER SUPPORT W | 1 | 1 | | | | | | |
| | Q411304000 | REMACHE AVIBULB Ø4,8 | AVIBULB RIVET Ø4.8 | 2 | 2 | | | | | | |
| | Q221342000 | REMACHE EXAGONAL M5 | HEXAGONAL RIVET M5 | 2 | 2 | | | | | | |
| | Q012031000 | TORNIL. EXAGONAL M5X10 A.304 | HEX BOLT M5X10 A.304 | 2 | 2 | | | | | | |
| | Q232030000 | ARANDELA A5 | WASHER A5 | 2 | 2 | | | | | | |
| | Q162030000 | TUERCA EXAGONAL M5 | HEXAGONAL NUT M5 | 2 | 2 | | | | | | |
| 7 | Z208903000 | DOSIFIC. DGTE REGULABLE G300 | DETERGENT DISP. ADJUST. G30 | 1 | 1 | | | | | | |
| 8 | - | GARRAFA DETERGENTE | DETERGENT CONTAINER | 1 | 1 | | | | | | |
| 9 | Z701152000 | PESO FILTRO | FILTER WEIGHT | 1 | 1 | | | | | | |
| 10 | Z448614000 | CONDUCTO ASPIRACIÓN | EXTRACTOR PIPE | 1 | 1 | | | | | | |
| 11 | Z230902000 | PASAMUROS DETERGENTE | DETERGENT WALL BUSHING | 1 | 1 | | | | | | |
| | Q306024000 | JUNTA Ø18X12.5X1.5 | SEAL Ø18X12.5X1.5 | 1 | 1 | | | | | | |
| | Q162070000 | TUERCA EXAGONAL M12 | HEXAGONAL NUT M12 | 1 | 1 | | | | | | |
| S/Nº | Z208904000 | CABLEADO DOSIFICADOR DTGTE | DETERGENT DISP. WIRING | 1 | 1 | | | | | | |
| | | | | | | | | | | | |
| | | | | | | | | | | | |
| | | | | | | | | | | | |
| | | | | | | | | | | | |
| | | | | | | | | | | | |
| | | | | | | | | | | | |
| | | | | | | | | | | | |

| MOD. | | LAVAVAJILLAS DE APERTURA FRONTAL FRONT LOADING DISHWASHER | | ZONA / ZONE | | ACCESORIOS PARA LAVAVAJILLAS ACCESSORIES FOR DISHWASHERS | | PLANO DIAGRAM | | C-1856 | |
|------|-------------------|--|--------------------------------|-------------|---------|---|--|------------------|--|--------|-------|
| ITEM | CODIGO CODE | DENOMINACION | NAME | FI-64 | FI-64 B | | | | | | NOTAS |
| | 1200000128 | KIT DESCALCIFICADOR 12 L | WATER SOFTENER KIT 12 L | | | | | | | | |
| 12 | - | MANGUERA DE MAQUINA | MACHINE HOSE | - | - | | | | | | |
| 13 | Z602121000 | MANGUERA ENTRADA AGUA | WATER INTAKE HOSE | 1 | 1 | | | | | | |
| 14 | Z209515000 | TUERCA REDUCCION 3/4" - 1/2" | REDUCTION NUT 3/4" - 1/2" | 2 | 2 | | | | | | |
| 15 | Z209516000 | TUERCA REDUCCION 1/2" - 3/8" | REDUCTION NUT 1/2" - 3/8" | 2 | 2 | | | | | | |
| 16 | Z209507000 | DESCALCIFICADOR DE 12 L | WATER SOFTENER 12 L | 1 | 1 | | | | | | |
| | | | | | | | | | | | |
| | 1200000130 | KIT VALVULA ANTIRRETORNO | NON-RETURN VALVE KIT | | | | | | | | |
| 17 | 3676900000 | TUBO DE GOMA NEGRA Ø17x10 | BLACK RUBBER PIPE Ø17x10 | 2 | 2 | | | | | | |
| | Q881302000 | ABRAZADERA 12 - 20 | CLAMP 12 - 20 | 2 | 2 | | | | | | |
| 18 | Z231106000 | VALVULA ANTIRRETORNO | NON-RETURN VALVE | 1 | 1 | | | | | | |
| | | | | | | | | | | | |
| | | | | | | | | | | | |
| | | | | | | | | | | | |
| | | | | | | | | | | | |
| | | | | | | | | | | | |
| | | | | | | | | | | | |
| | | | | | | | | | | | |
| | | | | | | | | | | | |
| | | | | | | | | | | | |
| | | | | | | | | | | | |
| | | | | | | | | | | | |
| | | | | | | | | | | | |
| | | | | | | | | | | | |
| | | | | | | | | | | | |
| | | | | | | | | | | | |

| MOD. | | LAVAVAJILLAS DE APERTURA FRONTAL FRONT LOADING DISHWASHER | | ZONA / ZONE | VARIOS / MISCELLANEOUS | | | | | | | |
|------|----------------|--|----------------------------------|-------------|------------------------|---------|---------|---------|--------------|--------------------|----------------------|--|
| ITEM | CODIGO CODE | DENOMINACION | NAME | FI-64 | FI-64 B | FI-64 C | FI-64 D | FI-64 W | FI-64 B-BTUK | FI-64 HY CLINIC | NOTAS | |
| | Z246131000 | FOLLETO DE INSTRUCCIONES | INSTRUCTION LEAFLET | 1 | 1 | 1 | 1 | - | 1 | 1 | ELIMINADO 21.04.11 | |
| | Z206131000 | FOLLETO DE INSTRUCCIONES | INSTRUCTION LEAFLET | 1 | 1 | 1 | 1 | - | 1 | 1 | INTRODUCIDO 21.04.11 | |
| | Z208432000 | FOLLETO INSTRUCCIONES W | INSTRUCTION LEAFLET W | - | - | - | - | 1 | - | - | | |
| | Z243049000 | ESQUEMA TEORICO FI-64 | THEORETICAL DIAGRAM FI-64 | 1 | - | - | - | - | - | - | PLANO HC-17891 | |
| | Z253047000 | ESQUEMA TEORICO FI-64 B | THEORETICAL DIAGRAM FI-64 B | - | 1 | 1 | - | - | - | - | PLANO HC-17893 | |
| | Z247803000 | ESQUEMA TEORICO FI-64 D | THEORETICAL DIAGRAM FI-64 D | - | - | - | 1 | - | - | - | PLANO HC-17979 | |
| | Z257414000 | ESQUEMA TEORICO FI-64 CLINIC | THEORETICAL DIAGRAM FI-64 CLINIC | - | - | - | - | - | 1 | 1 | PLANO HC-17888 | |
| | Z258439000 | ESQUEMA TEORICO FI-64 W | THEORETICAL DIAGRAM FI-64 W | - | - | - | - | 1 | - | - | PLANO HC-17993 | |
| | Z243050000 | PLANO DE MONTAJE FI-64 | ASSEMBLY PLAN F1-64 | 1 | - | - | - | - | - | - | PLANO HC-17896 | |
| | Z253048000 | PLANO DE MONTAJE FI-64 B | ASSEMBLY PLAN F1-64 B | - | 1 | 1 | - | - | - | - | PLANO HC-17898 | |
| | Z247804000 | PLANO DE MONTAJE FI-64 D | ASSEMBLY PLAN F1-64 D | - | - | - | 1 | - | - | - | PLANO HC-17978 | |
| | Z257412000 | PLANO DE MONTAJE FI-64 CLINIC | ASSEMBLY PLAN F1-64 CLINIC | - | - | - | - | - | 1 | 1 | PLANO HC-17889 | |
| | Z258438000 | PLANO DE MONTAJE FI-64 W | ASSEMBLY PLAN F1-64 W | - | - | - | - | 1 | - | - | PLANO HC-17991 | |
| | Z243048000 | CABLEADO FI-64 | WIRING FI-64 | 1 | - | - | - | - | - | - | | |
| | Z253046000 | CABLEADO BOMBA DESAGUE | DRAINAGE PUMP WIRING | - | 1 | 1 | - | 1 | - | - | | |
| | Z213056000 | CABLEADO FI-64 D | WIRING FI-64 D | - | - | - | 1 | - | - | - | | |
| | Z257413000 | CABLEADO CLINIC LINE | WIRING CLINIC LINE | - | - | - | - | - | 1 | 1 | ELIMINADO 03.04.09 | |
| | Z243047000 | CABLEADO TERMO STOP FI-64W | THERMOSTOP WIRING FI-64W | - | - | - | - | 1 | - | - | | |
| | Z208436000 | CABLEADO PROLONG. TSTOP | WIRING EXTENSION TSTOP | - | - | - | - | 1 | - | - | | |
| | Z208904000 | CABLEADO DOSIFICADOR DETER. | WIRING DETERG. DISPENSER | - | - | - | 1 | 1 | - | - | INTRODUCIDO 15.06.09 | |
| | Z258971000 | CABLEADO HY-BBT 48-64 | WIRING HY-BBT 48-64 | - | - | - | - | - | 1 | 1 | INTRODUCIDO 01.02.08 | |
| | Z208917000 | CABLEADO DD-DA G650 | WIRING DD-DA G650 | - | - | - | - | - | 1 | 1 | INTRODUCIDO 03.04.09 | |
| | Z243046000 | INSTALACION ELECTRICA FI-64 | ELECTRIC INSTALLATION FI-64 | 1 | 1 | 1 | 1 | 1 | 1 | 1 | | |
| | Z208913000 | CABLE ALIMENTACION TRIFASIC 2,5 | TRIFASIC 2,5 SUPPLY CABLE | 1 | 1 | 1 | 1 | 1 | 1 | 1 | INTRODUCIDO 15.09.10 | |
| | Z243051000 | LEYENDA LAVAVAJ.APER. FRONTAL | LEGEND FRONT LOADING DISH. | 1 | 1 | 1 | 1 | - | 1 | 1 | PLANO HC-17900 | |
| | | | | | | | | | | | | |
| | | | | | | | | | | | | |
| | | | | | | | | | | | | |
| | | | | | | | | | | | | |

| MOD. | | LAVAVAJILLAS DE APERTURA FRONTAL FRONT LOADING DISHWASHER | | ZONA / ZONE | | PIEZAS ESPECIFICAS PARA RESTOMAT SPECIFIC PARTS FOR RESTOMAT | | | PLANO DIAGRAM | | | |
|------|----------------|--|------------------------|-------------|--|---|--|--|------------------|--|--|-------|
| ITEM | CODIGO CODE | DENOMINACION | NAME | KM-64 | | | | | | | | NOTAS |
| | Z204602000 | ASA CHAPA AF | PLATE HANDLE AF | 1 | | | | | | | | |
| | Z244911000 | EMBELLECEDOR ADHESIVO | ADHESIVE TRIM | 1 | | | | | | | | |
| | Z212909000 | FRENTE EXTRAIBLE FI-30 | REMOVABLE FRONT FI-30 | 1 | | | | | | | | |
| | Z214902000 | BOTON DE MANDO | CONTROL BUTTON | 1 | | | | | | | | |
| | Z213033000 | PULSADOR MARCHA | START BUTTON | 1 | | | | | | | | |
| | R693055000 | PILOTO VERDE 41227000C7 | GREEN PILOT 41227000C7 | 1 | | | | | | | | |
| | | | | | | | | | | | | |
| | | | | | | | | | | | | |
| | | | | | | | | | | | | |
| | | | | | | | | | | | | |
| | | | | | | | | | | | | |
| | | | | | | | | | | | | |
| | | | | | | | | | | | | |
| | | | | | | | | | | | | |
| | | | | | | | | | | | | |
| | | | | | | | | | | | | |
| | | | | | | | | | | | | |
| | | | | | | | | | | | | |
| | | | | | | | | | | | | |
| | | | | | | | | | | | | |
| | | | | | | | | | | | | |
| | | | | | | | | | | | | |
| | | | | | | | | | | | | |
| | | | | | | | | | | | | |
| | | | | | | | | | | | | |
| | | | | | | | | | | | | |
| | | | | | | | | | | | | |
| | | | | | | | | | | | | |
| | | | | | | | | | | | | |
| | | | | | | | | | | | | |
| | | | | | | | | | | | | |
| | | | | | | | | | | | | |
| | | | | | | | | | | | | |
| | | | | | | | | | | | | |
| | | | | | | | | | | | | |
| | | | | | | | | | | | | |
| | | | | | | | | | | | | |
| | | | | | | | | | | | | |
| | | | | | | | | | | | | |
| | | | | | | | | | | | | |
| | | | | | | | | | | | | |
| | | | | | | | | | | | | |
| | | | | | | | | | | | | |
| | | | | | | | | | | | | |
| | | | | | | | | | | | | |
| | | | | | | | | | | | | |
| | | | | | | | | | | | | |
| | | | | | | | | | | | | |

| MOD. | | LAVAVAJILLAS DE APERTURA FRONTAL FRONT LOADING DISHWASHER | | ZONA / ZONE | PIEZAS ESPECIFICAS PARA MOVILFRIT SPECIFIC PARTS FOR MOVILFRIT | | | PLANO DIAGRAM | | |
|------|----------------|--|-------------------------------|-------------|---|-----------|--|------------------|--|----------------|
| ITEM | CODIGO CODE | DENOMINACION | NAME | MLV-50-T | MLV-50-TB | MLV-50-TD | | | | NOTAS |
| | Z208740000 | PUERTA COMPLETA | COMPLETE DOOR | 1 | 1 | 1 | | | | |
| | Z244401000 | EMBELLEC. ADHESIVO MLV-50-T | TRIM ADHESIVE MLV-50-T | 1 | - | - | | | | |
| | Z254401000 | EMBELLEC. ADHESIVO MLV-50-TB | TRIM ADHESIVE MLV-50-TB | - | 1 | - | | | | |
| | Z244402000 | EMBELLEC. ADHESIVO MLV-50-TD | TRIM ADHESIVE MLV-50-TD | - | - | 1 | | | | |
| | Z212909000 | FRENTE EXTRAIBLE | REMOVABLE FRONT | 1 | 1 | 1 | | | | |
| | Z663062000 | BOTON DE MANDO | CONTROL BUTTON | 1 | 1 | 1 | | | | |
| | Z213033000 | PULSADOR MARCHA | START BUTTON | 1 | 1 | 1 | | | | |
| | R693055000 | PILOTO VERDE 41227000C7 | GREEN PILOT 41227000C7 | 1 | 1 | 1 | | | | |
| | Z220901000 | BOMBA DESAGUE 30W | DRAINAGE PUMP 30W | - | 1 | - | | | | |
| | Z220904000 | SOPORTE BOMBA DESAGUE | DRAINAGE PUMP SUPPORT | - | 1 | - | | | | |
| | Q242030000 | ARANDELA ABANICO A5 A.304 | FAN WASHER A5 A.304 | - | 4 | - | | | | |
| | Z220902000 | ACUMULADOR 1503019 | ACCUMULATOR 1503019 | - | 1 | - | | | | |
| | Z220903000 | MANGUERA DESAGUE | DRAINAGE HOSE | - | 1 | - | | | | |
| | Z230902000 | PASAMUROS DETERGENTE | DETERGENT WALL BUSHING | - | 1 | - | | | | |
| | Z228812000 | PANEL FRONTAL B SIN PUERTA | FRONT PANEL B WITHOUT DOOR | - | 1 | - | | | | |
| | Z223005000 | PRESOSTATO SIMPLE P.V.S. | SIMPLE P.V.S. PRESSURE SWITCH | - | 1 | - | | | | |
| | Z103077000 | RACORD EN Y | Y-CONNECTION | - | 1 | - | | | | |
| | Z223001000 | CONMUTADOR DE FUNCIONES | FUNCTIONS SWITCH | - | 1 | 1 | | | | |
| | Z253046000 | CABLEADO BOMBA DESAGUE | DRAINAGE PUMP WIRING | - | 1 | - | | | | |
| | Z253047000 | ESQUEMA TEORICO FI-64 B | THEORETICAL DIAGRAM FI-64 B | - | 1 | - | | | | PLANO HC-17893 |
| | Z253048000 | PLANO DE MONTAJE FI-64 B | ASSEMBLY PLAN F1-64 B | - | 1 | - | | | | PLANO HC-17898 |
| | Z210352000 | CAJA SOLDADA FI-D | WELDED BOX FI-D | - | - | 1 | | | | |
| | P255001000 | ELECTROVALVULA DOBLE | DOUBLE SOLENOID VALVE | - | - | 1 | | | | |
| | P305013000 | REGULADOR 1L.AMA 255.005 | REGULATOR 1L.AMA 255.005 | - | - | 1 | | | | |
| | 3676900000 | TUBO GOMA NEGRA Ø 17*10 | BLACK RUBBER PIPE 17*10 | - | - | 1 | | | | |
| | Q881302000 | ABRAZADERA 12-20 | CLAMP 12-20 | - | - | 6 | | | | |
| | Z471101000 | DESCALCIFICADOR 4 COLUMNAS | WATER SOFTENER 4 COLUMN | - | - | 1 | | | | |
| | Q152012000 | PERNO SOLD.M6X15 | WELDED ROD M6X15 | - | - | 2 | | | | |
| | Z471102000 | DEPOSITO SOLDADO | WELDED TANK | - | - | 1 | | | | |
| | Z471105000 | FILTRO (BITRON 06281.01) | FILTER (BITRON 06281.01) | - | - | 2 | | | | |
| | Z471106000 | TUERCA (BITRON 27414.00) | NUT (BITRON 27414.00) | - | - | 1 | | | | |

MOD.

LAVAVAJILLAS DE APERTURA FRONTAL
FRONT LOADING DISHWASHER

ZONA / ZONE

PIEZAS ESPECIFICAS PARA MOVILFRIT
SPECIFIC PARTS FOR MOVILFRIT

PLANO
DIAGRAM

| ITEM | CODIGO CODE | DENOMINACION | NAME | MLV-50-S | MLV-50-B | MLV-50-D | | | | | NOTAS |
|------|----------------|--------------------------------|-----------------------------|----------|----------|----------|--|--|--|--|----------------|
| | Z471107000 | JUNTA TUERCA (BITRON 15702.01) | NUT SEAL (BITRON 15702.01) | - | - | 1 | | | | | |
| | Z471108000 | TAPON (BITRON 27415.00) | PLUG (BITRON 27415.00) | - | - | 1 | | | | | |
| | Z471109000 | JUNTA TAPON (BITRON 06485.02) | PLUG SEAL (BITRON 06485.02) | - | - | 1 | | | | | |
| | Z471112000 | SOPORTE INFERIOR DESCALCIF. | LOWER SUPPORT DECALCIF. | - | - | 2 | | | | | |
| | Z613003000 | PROGRAMADOR REGENERACION | REGENERATION PROGRAMMER | - | - | 1 | | | | | |
| | Z403033000 | PULSADOR ACLARADO | RINSE BUTTON | - | - | 1 | | | | | |
| | Z247803000 | ESQUEMA TEORICO FI-64 D | THEORETICAL DIAGRAM FI-64 D | - | - | 1 | | | | | PLANO HC-17979 |
| | Z247804000 | PLANO DE MONTAJE FI-64 D | ASSEMBLY PLAN F1-64 D | - | - | 1 | | | | | PLANO HC-17978 |
| | | | | | | | | | | | |
| | | | | | | | | | | | |
| | | | | | | | | | | | |
| | | | | | | | | | | | |
| | | | | | | | | | | | |
| | | | | | | | | | | | |
| | | | | | | | | | | | |
| | | | | | | | | | | | |
| | | | | | | | | | | | |
| | | | | | | | | | | | |
| | | | | | | | | | | | |
| | | | | | | | | | | | |
| | | | | | | | | | | | |
| | | | | | | | | | | | |
| | | | | | | | | | | | |
| | | | | | | | | | | | |
| | | | | | | | | | | | |
| | | | | | | | | | | | |
| | | | | | | | | | | | |
| | | | | | | | | | | | |
| | | | | | | | | | | | |
| | | | | | | | | | | | |

| MOD. | | LAVAVAJILLAS DE APERTURA FRONTAL FRONT LOADING DISHWASHER | ZONA / ZONE | PIEZAS ESPECIFICAS PARA CULION SPECIFIC PARTS FOR CULION | | | | | PLANO DIAGRAM | |
|------|----------------|--|------------------------------|---|--|--|--|--|------------------|-------|
| ITEM | CODIGO CODE | DENOMINACION | NAME | VVL 50 | | | | | | NOTAS |
| | Z218003000 | ESCUADRA AMARRE TAPA | COVER FASTENING BRACKET | 2 | | | | | | |
| | Z218004000 | ASA COMPLETA | COMPLETE HANDLE | 1 | | | | | | |
| | Q222030000 | TUERCA AUTOB. M5 | SELF-LOCK NUT M5 | 2 | | | | | | |
| | Z220901000 | BOMBA DESAGUE 30W | DRAINAGE PUMP 30W | 1 | | | | | | |
| | Z220904000 | SOPORTE BOMBA DESAGUE | DRAINAGE PUMP SUPPORT | 1 | | | | | | |
| | Q242030000 | ARANDELA ABANICO A5 A.304 | FAN WASHER A5 A.304 | 4 | | | | | | |
| | Z220902000 | ACUMULADOR 1503019 | ACCUMULATOR 1503019 | 1 | | | | | | |
| | Z220903000 | MANGUERA DESAGUE | DRAINAGE HOSE | 1 | | | | | | |
| | Z230902000 | PASAMUROS DETERGENTE | DETERGENT WALL BUSHING | 1 | | | | | | |
| | Z228812000 | PANEL FRONTAL B SIN PUERTA | FRONT PANEL B WITHOUT DOOR | 1 | | | | | | |
| | Z218014000 | TAPA LF. COMPLETA EDESA | COMPLETE EDESA LF COVER | 1 | | | | | | |
| | Z218019000 | ESCUADRA AMARRE JUNTA TAPA | FASTENING BRACKET SEAL COVER | 1 | | | | | | |
| | Z218021000 | PERFIL TAPA LF EDESA | LF EDESA COVER PROFILE | 1 | | | | | | |
| | Q232020000 | ARANDELA A-4 | WASHER A-4 | 4 | | | | | | |
| | Q162020000 | TUERCA EXAGONAL M4 | HEXAGONAL NUT M4 | 2 | | | | | | |
| | Z218007000 | FRENTE EXT. COMP. LF-540-720 | FRONT EXT. COMP. LF-540-720 | 1 | | | | | | |
| | Z218010000 | BASE EXTRAI. LF-540-720-721 | REMOVABLE BASE LF-540-720-7 | 1 | | | | | | |
| | Q032031000 | TORNILLO ALOMADO M5X10 | CURVED SCREW M5X10 | 1 | | | | | | |
| | Z254501000 | EMBELLECED. ADHESIVO VVL 50 | ADHESIVE TRIM VVL 50. | 1 | | | | | | |
| | R663056000 | BUPIPONS AUTOADHESIVO | BUPIPONS AUTOADHESIVE | 3 | | | | | | |
| | Q032011000 | TORNILLO ALOMADO M3X10 | CURVED SCREW M3X10 | 4 | | | | | | |
| | Q161310000 | TUERCA EXAGONAL M3 H.ZINC. | HEXAGONAL NUT M3 ZINC-COAT | 4 | | | | | | |
| | Z218011000 | PRG. GICAR C.TECLADO | PRG. GICAR C.KEYBOARD | 1 | | | | | | |
| | Z218013000 | CABLEADO GICAR | WIRING GICAR | 1 | | | | | | |
| | P623017000 | INTERRUPTOR GENERAL C.I. | C.I. POWER SWITCH | 1 | | | | | | |
| | R663036000 | FIJACION CIRCUITO | CIRCUIT ATTACHMENT | 3 | | | | | | |
| | Z468023000 | DISTANCI. INTERRUP. C.I. | SWITCH SPACER C.I. | 1 | | | | | | |
| | Z218017000 | SOPORTE PILOTOS COMPLETO | COMPLETE PILOT SUPPORT | 1 | | | | | | |
| | R693055000 | PILOTO VERDE 41227000C7 | GREEN PILOT 41227000C7 | 1 | | | | | | |
| | Z218012000 | PRG. GICAR C.RELES | PRG. GICAR C.RELAYS | 1 | | | | | | |
| | T133007000 | DISTANCIADOR M3 | SPACER M3 | 4 | | | | | | |

| | | | | | |
|-------------|--|--------------------|---|--------------|--|
| MOD. | LAVAVAJILLAS DE APERTURA FRONTAL FRONT LOADING DISHWASHER | ZONA / ZONE | PIEZAS ESPECIFICAS PARA CULION SPECIFIC PARTS FOR CULION | PLANO | |
|-------------|--|--------------------|---|--------------|--|

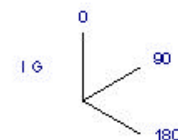
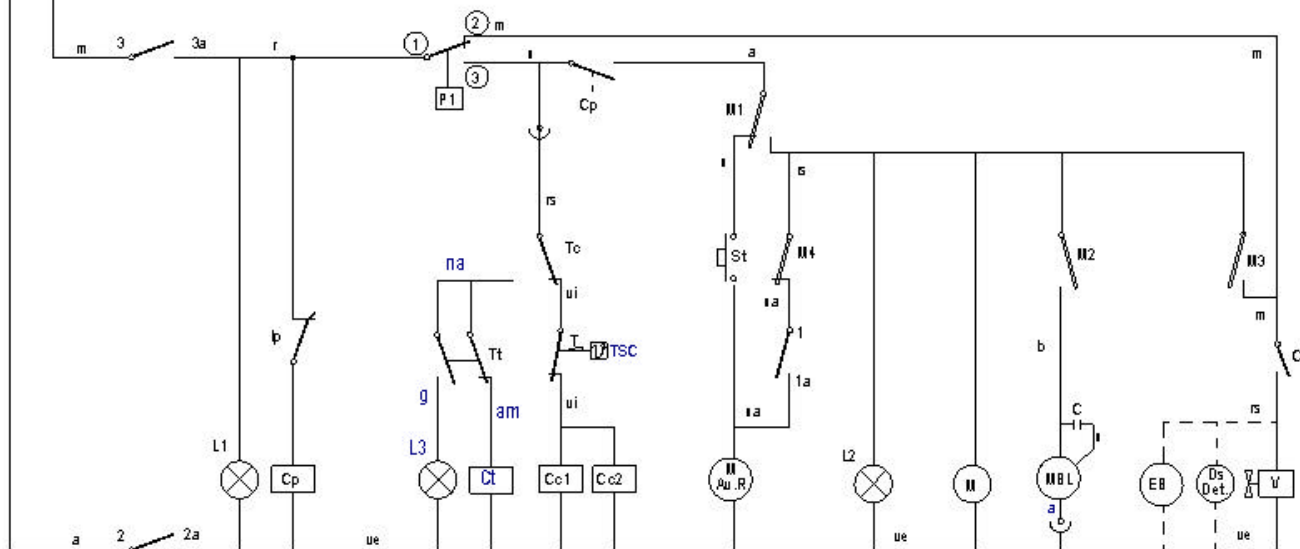
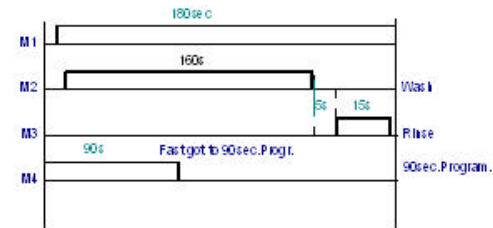
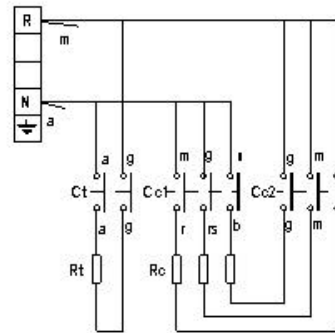
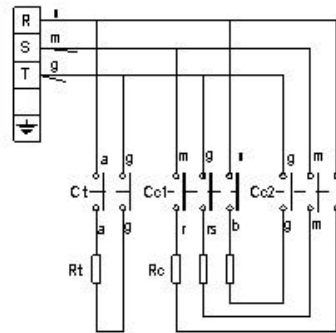
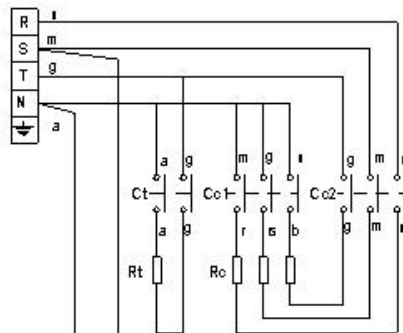
| ITEM | CODIGO CODE | DENOMINACION | NAME | VVL 50 | | | | | | | | | NOTAS |
|------|----------------|--------------------------------|-------------------------------|--------|--|--|--|--|--|--|--|--|------------------------|
| | T133008000 | TORNILLO AMARRE M3 | ANCHORING SCREW M3 | 4 | | | | | | | | | |
| | Q161310000 | TUER. EXAGONAL M3 H.ZINCADA | HEXAGONAL NUT M3 ZINC-COAT | 4 | | | | | | | | | |
| | Z218009000 | SOPORTE COMPONENTES | COMPONENT SUPPORT | 1 | | | | | | | | | |
| | T302829000 | DISTANCIADOR COMPONENTES | SPACER COMPONENTS | 2 | | | | | | | | | |
| | Z223005000 | PRESOSTATO SIMPLE P.V.S. | SIMPLE P.V.S. PRESSURE SWITCH | 1 | | | | | | | | | |
| | Z103077000 | RACORD EN Y | Y-CONNECTION | 1 | | | | | | | | | |
| | Z218002000 | ESCUAD. AMARRE PRESOSTATO | PRESSURE SWITCH FASTENING | 1 | | | | | | | | | |
| | Z203014000 | TERMOSTATO CALDERIN | WASH DRUM THERMOSTAT | 1 | | | | | | | | | ELIMINADO 01.11.2012 |
| | 12040858 | TERMOSTATO CALDERIN | WASH DRUM THERMOSTAT | 1 | | | | | | | | | INTRODUCIDO 01.11.2012 |
| | Z748008000 | SOPORTE BULBO TERMOSTATO | THERMOSTAT BULB SUPPORT | 1 | | | | | | | | | |
| | P443060000 | TAPON | COVER | 1 | | | | | | | | | |
| | Z218022000 | INSTALACION ELEC. L.A.F. EDESA | ELEC INSTALLATION L.A.F. EDES | 1 | | | | | | | | | |
| | Z258002000 | ESQUEMA TEORICO LF 720-B | THEORETICAL DIAGRAM LF 720- | 1 | | | | | | | | | PLANO HC-17968 |
| | Z218024000 | PLANO MONTAJE LF EDESA | LF EDESA ASSEMBLY PLAN | 1 | | | | | | | | | PLANO HC-17973 |
| | Z218020000 | FOLLETO INSTRUCCIONES | INSTRUCTION LEAFLET. | 1 | | | | | | | | | |
| | | | | | | | | | | | | | |
| | | | | | | | | | | | | | |
| | | | | | | | | | | | | | |
| | | | | | | | | | | | | | |
| | | | | | | | | | | | | | |
| | | | | | | | | | | | | | |
| | | | | | | | | | | | | | |
| | | | | | | | | | | | | | |
| | | | | | | | | | | | | | |
| | | | | | | | | | | | | | |
| | | | | | | | | | | | | | |
| | | | | | | | | | | | | | |
| | | | | | | | | | | | | | |
| | | | | | | | | | | | | | |
| | | | | | | | | | | | | | |
| | | | | | | | | | | | | | |
| | | | | | | | | | | | | | |
| | | | | | | | | | | | | | |
| | | | | | | | | | | | | | |
| | | | | | | | | | | | | | |
| | | | | | | | | | | | | | |
| | | | | | | | | | | | | | |
| | | | | | | | | | | | | | |
| | | | | | | | | | | | | | |
| | | | | | | | | | | | | | |
| | | | | | | | | | | | | | |
| | | | | | | | | | | | | | |
| | | | | | | | | | | | | | |
| | | | | | | | | | | | | | |

FI-64, FI-72, KM-64, MLV-50 T

380 - 415 V. 3NPh

208-220-240 V. 3Ph

208-220-240 V. 1Ph



| I G | 1 1a | 2 2a | 3 3a |
|-----|------|------|------|
| 0 | | | |
| 120 | X | X | X |
| 180 | | X | X |

Z243049000

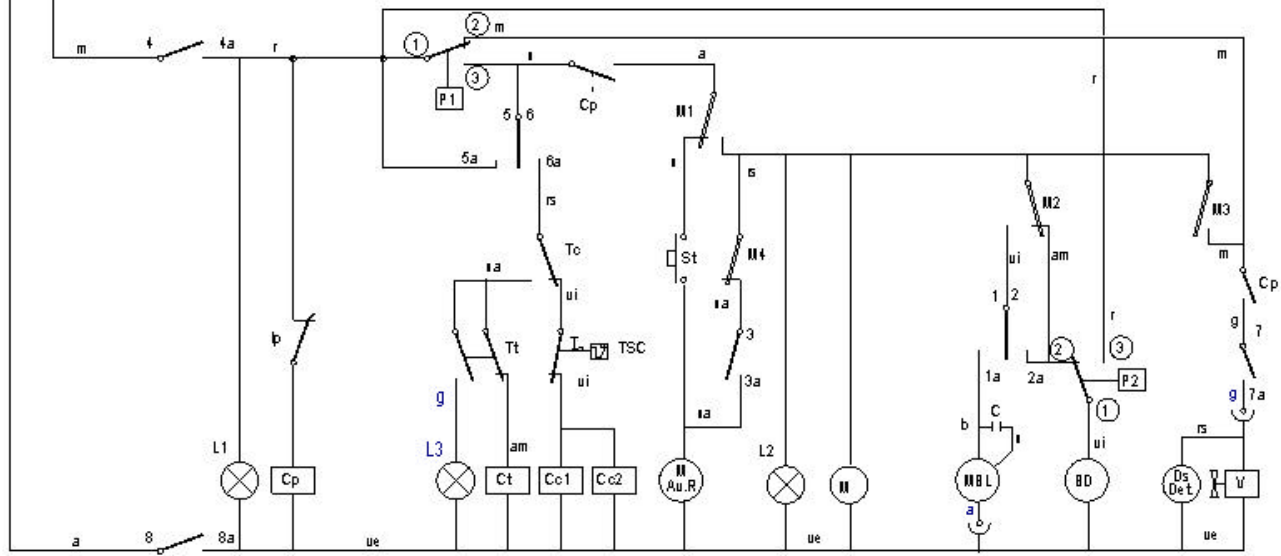
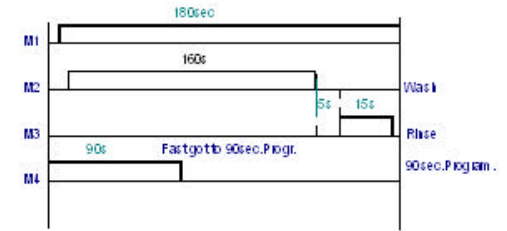
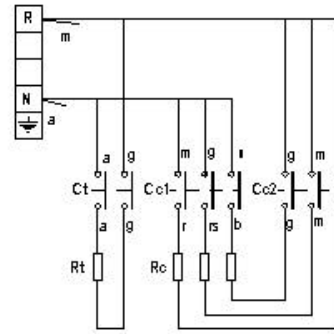
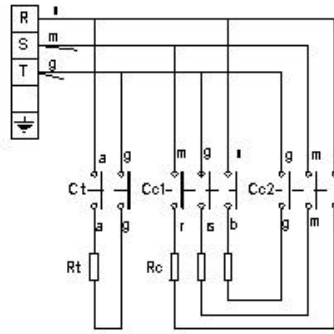
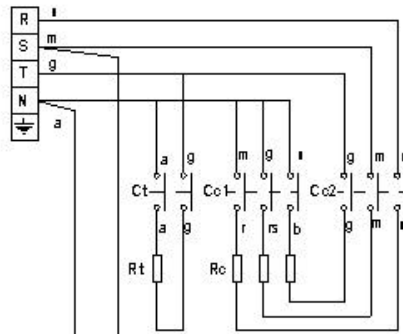
| | | |
|------------------------------|---|---|
| Esquema Teorico FI-64, FI-72 | | Z243049000 |
| Nº Pieza | Materia | Nº Clasificación |
| Nº Modificación | Propósito de | Fecha |
| ① MLV-50 T B ERTSIOA SARTU | liberado | 2007-05-02 |
| | | Tolerancias generales |
| | | < 3% : 5-100% : > 100% : 25-50% : < 4% |
| Elaborado | Fecha | Mecanizado superficial Fagor Industrial,oop.EI, Miraflores |
| Dibujado | Fecha | |
| Proyectado | Fecha | |
| Comprobado | Fecha | |
| Escala | LAVAVAJILLAS P/Bao número HC-17891-1 Sustituye al N° Sustituye por | |

FI-64 B, MLV-50 TB

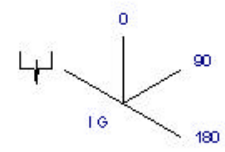
380 - 415 V. 3NPh

208-220-240 V. 3Ph

208-220-240 V. 1Ph



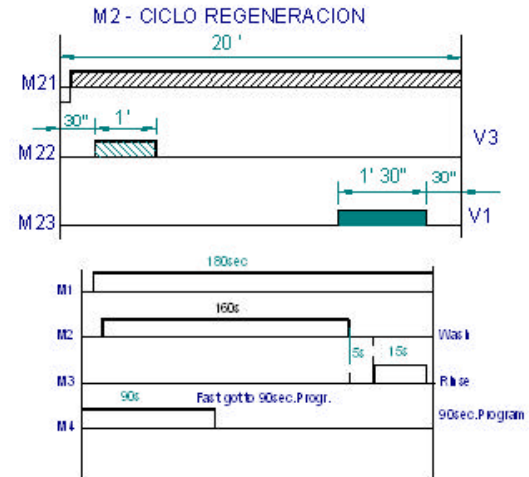
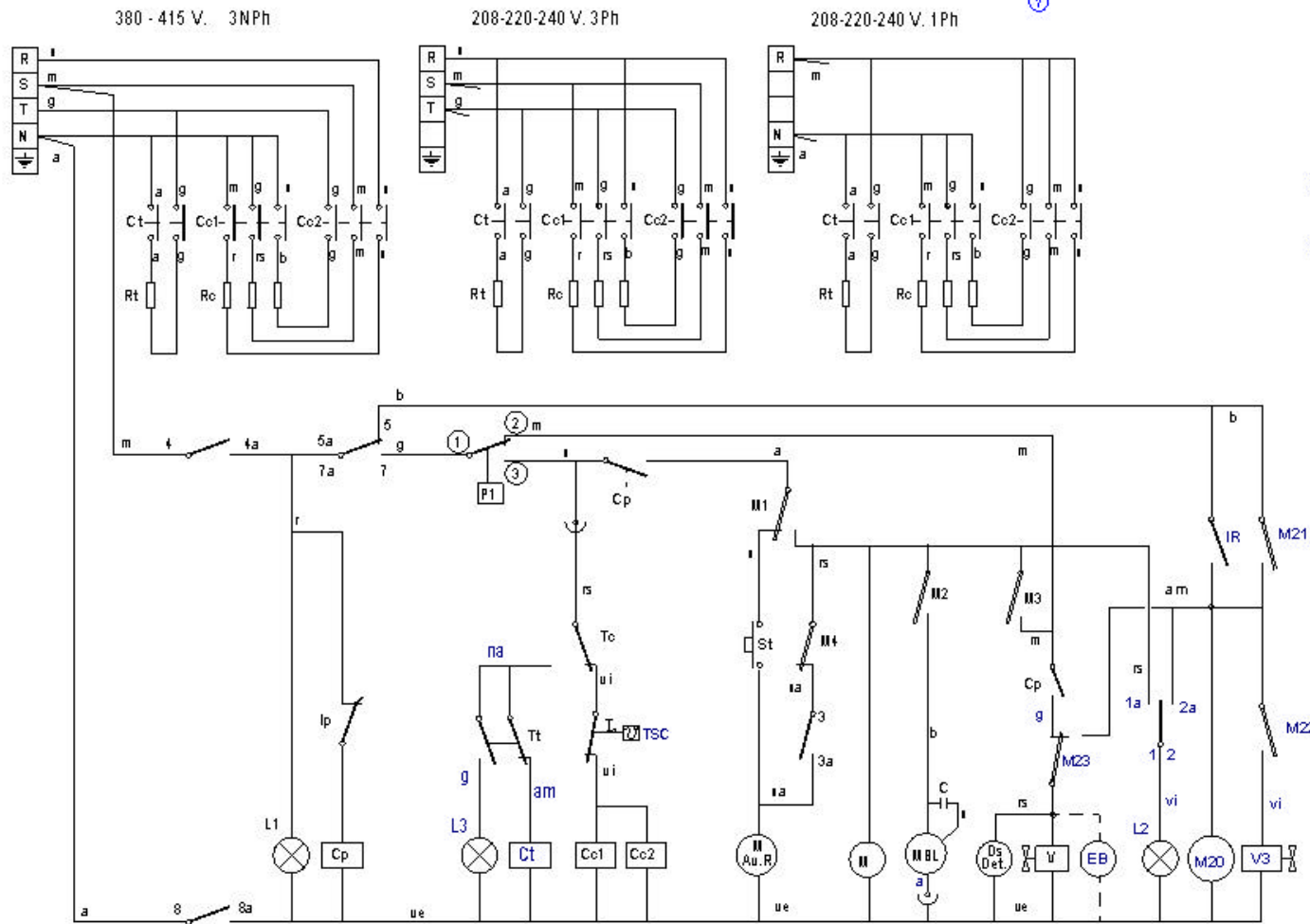
| I G | 1 1a | 2 2a | 3 3a | 4 4a | 5 5a | 6 6a | 7 7a | 8 8a |
|----------|---------|---------|---------|---------|---------|---------|---------|---------|
| [Symbol] | | x | | x | x | | | x |
| 0 | | | | | | | | |
| 90 | x | | x | x | | x | x | x |
| 180 | x | | | x | | x | x | x |



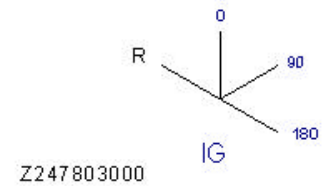
Z253047000

| | | | |
|--|----------------------------------|------------------------|--|
| Esquema Teorico FI-64B | | Z253047000 | |
| Nº Pieza | Materia | Nº Clasificación | Acabado |
| Nº Modificación | Propósito de | Fecha | Tolerancias generales |
| ① MLV-50 TB BERTSUDA SARTU | Final | 2007-05-02 | <3% : 5-10% : 25-50% : 50-100% : >100% : >4% |
| Elaborado | Revisado | Mecanizado superficial | |
| Dibujado | M. Mallo | 07-10-2005 | FAGOR |
| Proyectado | M. Mallo | 07-10-2005 | |
| Comprobado | | 07-10-2005 | |
| Escala | Fagor Industrial,oop.EI. Megalga | | Plano número HC-17893-1 |
| LAVAVAJILLAS | | | Substituye al N° |
| Para conocer todas las condiciones de uso consulte el manual de usuario. | | | Señala lo por |

FI-64 D, MLV-50 TD



| IG | 1 1a | 2 2a | 3 3a | 4 4a | 5 5a | 7 7a | 8 8a |
|-----|---------|---------|---------|---------|---------|---------|---------|
| R | X | | X | X | | | X |
| 0 | | | | | | | |
| 120 | X | X | X | | X | X | X |
| 180 | X | | X | | X | X | X |



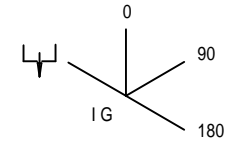
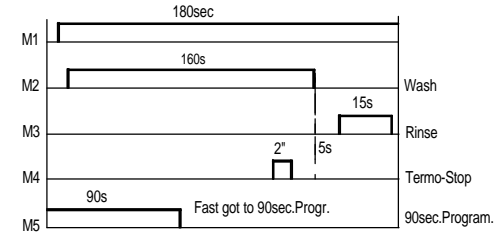
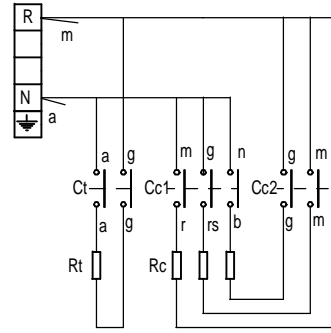
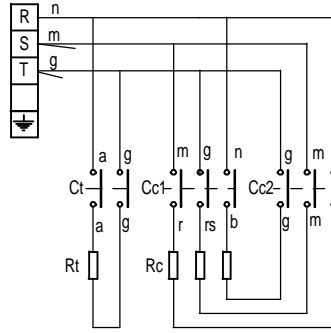
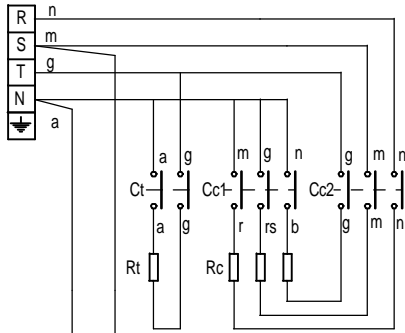
| ESQUEMA TEORICO FI-64 D | | | Z247803000 | | |
|--|--------------------------|-------|--|-------------------|------------------------------------|
| D. /Nº | Pieza | Cant. | Materia/Material | Klas. zk/Nº Clas. | Gaiak/azalake/ra/Tratam. larru |
| D. /Nº | Aldaketak/Modifikazioak | | Noiz proposatuta/Proposeta de | Data/Fecha | Perdola/ordokorrik/Tokirik/azalake |
| I | MLV-50 TD BERTSIOA SARTU | | iberritu | 2007-05-02 | |
| - | - | - | - | - | + 5 ± 0.2 50 + 100 ± 0.8 |
| - | - | - | - | - | 5 + 25 ± 0.4 >100 ± 1 |
| - | - | - | - | - | 25 + 50 ± 0.6 DL ± 1° |
| - | - | - | - | - | |
| Marrazta/Dibitadua | | | Sinadura/Firma | Data/Fecha | Gaiak/azalake/ra/Tratam. larru |
| Projektatzaile/Proyektado | | | m gangotxi | 2006-05-02 | Mecanizado superficial |
| Egiazatzaile/Comprobado | | | <i>[Signature]</i> | 2006-05-17 | |
| Eskala/Escala | | | Fagor Indus (S) S.L. Koop. Eki. M. Igarita | | |
| 1:1 | | | ONTZI GARBIGAILUAK | | |
| Plano bakoitzeko datuak erabiliz ezberrikatu, gure balmeak gabe. | | | Plano D. / Plano N° HC-17979 -I | | |
| | | | - Zk. ord. dt | | |
| | | | - Zk. garbit. ord. | | |

FI-64 CLINIC, FI-64B B-T

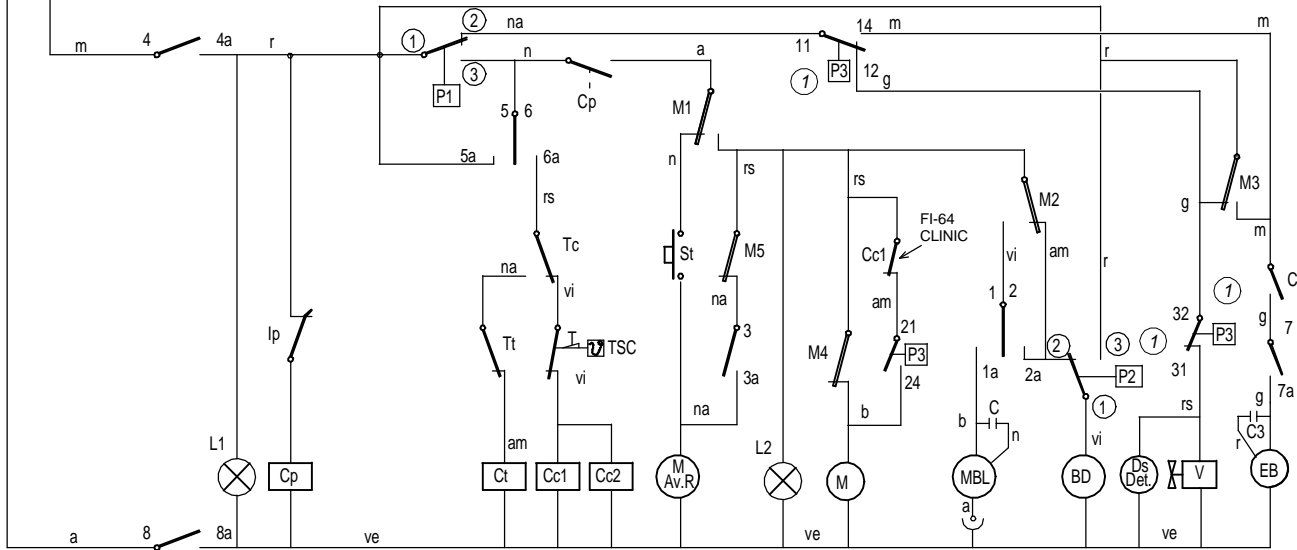
380 - 415 V. 3NPh

208-220-240 V. 3Ph

208-220-240 V. 1Ph



| IG | 1 1a | 2 2a | 3 3a | 4 4a | 5 5a | 6 6a | 7 7a | 8 8a |
|-----|---------|---------|---------|---------|---------|---------|---------|---------|
| 0 | | X | | X | X | | | X |
| 90 | X | | X | X | | X | X | X |
| 180 | X | | | X | | X | X | X |



Z257414000

| | | | |
|------------------------------|---|-----------------------|--------------------------------------|
| Esquema Teorico FI-64 CLINIC | | Z257414000 | |
| Nº | Pieza | Material | Nº Clasificacion |
| Nº | Modificacion | Propuesta de | Fecha |
| 1 | Se sustituyen P3, P4 y P5 por el triple presostato P3 | Malbes | 22-06-2007 |
| | | Tolerancias generales | |
| | | $±5$ | |
| | | $5-25±$ | |
| | | $25-60±$ | |
| | | $50-100±$ | |
| | | $>100±$ | |
| | | $∅$ | |
| Dibujado | M.Maillo | 07-10-2005 | Mecanizado superficial |
| Proyectado | M.Maillo | 07-10-2005 | |
| Comprobado | ENERITZ | 07-10-2005 | |
| Escala | | | Fagor Industrial, Koop. Eik, Mugatua |
| LAVAVAJILLAS | | | Plano numero |
| | | | HC-17888-01 |
| | | | Sustituye al Nº |
| | | | Sustituido por |

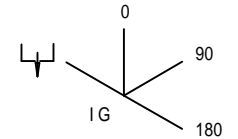
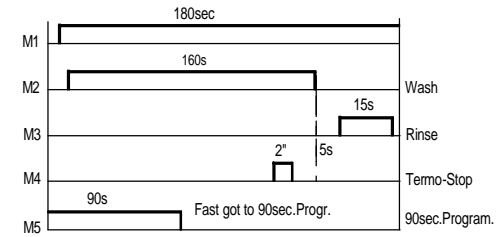
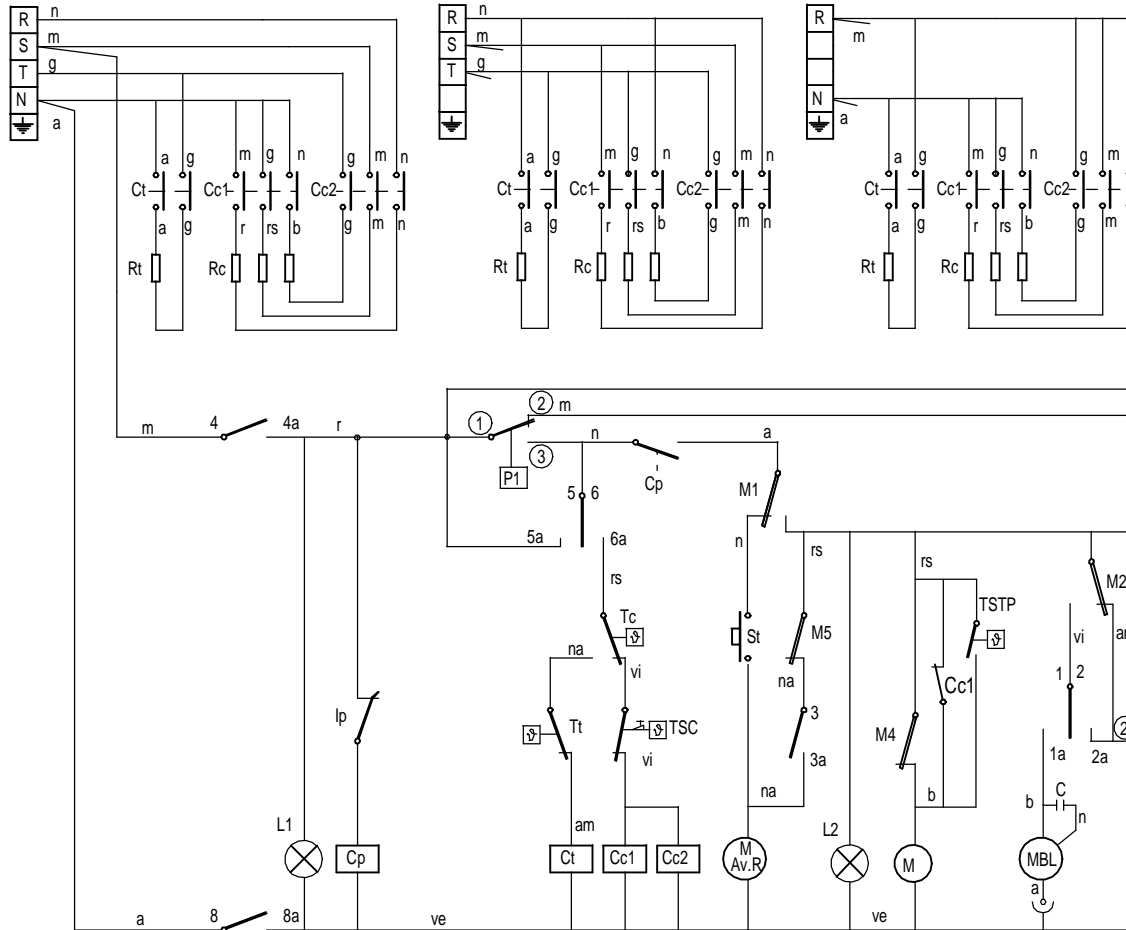
Plano hau ez daiteke erabili ez berritza gure baimeniz gabe

FI-64 W

380 - 415 V. 3NPh

208-220-240 V. 3Ph

208-220-240 V. 1Ph



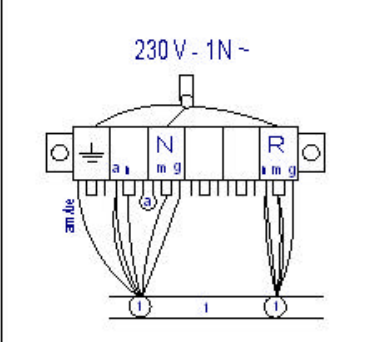
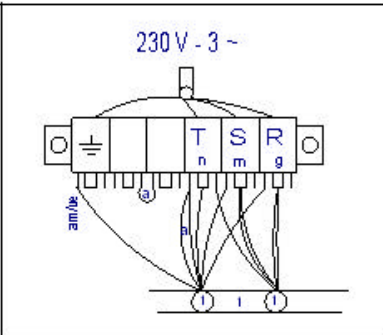
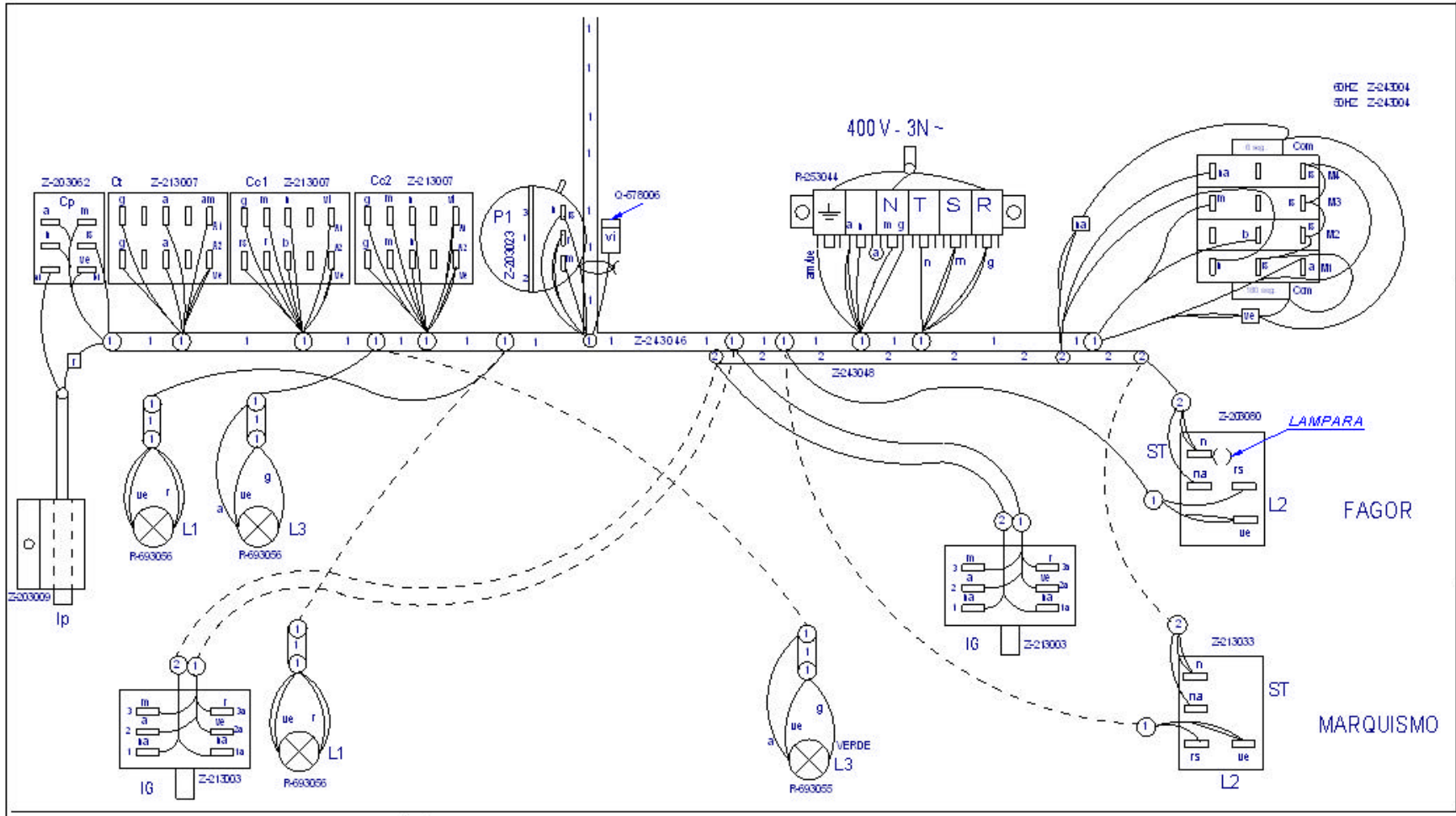
| IG | 1 1a | 2 2a | 3 3a | 4 4a | 5 5a | 6 6a | 7 7a | 8 8a |
|-----|---------|---------|---------|---------|---------|---------|---------|---------|
| 0 | | X | | X | X | | | X |
| 90 | X | | X | X | | X | X | X |
| 180 | X | | | X | | X | X | X |

Colours code-Code de couleurs-Codigo de colores:

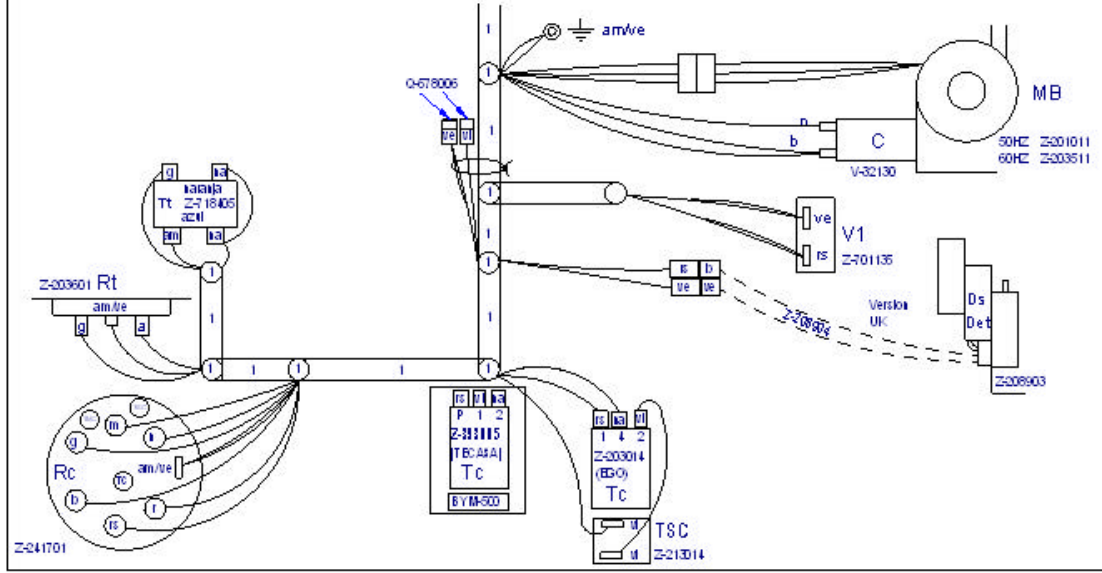
r = red-rouge-rojo
 m = brown-marron-marron
 g = grey-gris-gris
 n = black-noir-negro
 a = blue-bleu-azul
 b = white-blanc-blanco
 vi = violette-violet-violeta
 am = yellow-jaune-amarillo
 na = orange-orange-naranja
 rs = rose-pink-rosa
 ve = green-vert-verte
 am/ve = yellow green-jaune vert-amar./verde

Z-258439000 HC-17993

| | | | | | | | |
|---------|--------------------------|--------------------------------|----------------------------------|------------|------------------------------|---------------------------------|-----------------------------------|
| BD | Drain pump | Pompe de vidange | Bomba desagüe | M Av. R | Motor program. rapid advance | Moteur du progr.avance rapide | Motor program. avance rapido |
| C 1/2/3 | Condenser | Condensateur | Condensador | M1 | Micro programmer on | Micro du programm. de marche | Micro programador marcha |
| CMB | Wash pump contactor | Contacteur pompe lavage | Contactor bomba lavado | M2 | Micro programmer wash | Micro du programm. de lavage | Micro programador lavado |
| Cc 1/2 | Boiler heating contactor | Contacteur chauf. surchauffeur | Contactor calentamiento calderin | M3 | Micro programmer on | Micro du programm. de rinçage | Micro programador aclarado |
| Ct | Tank heating contactor | Contacteur chauffage cuve | Contactor calentamiento tanque | M4 | Micro programmer Thermo-stop | Micro du programm. Thermo-stop | Micro programador Thermo-stop |
| CP | Door relay | Relais porte | Rele puerta | M5 | Micro programmer advance | Micro du programm. avance | Micro programador avance |
| Ds.Det. | Detergent doser | Dosseur de detergent | Dosificador detergente | P, P1, P5 | Pressure switch | Pressostat | Presostato |
| E.B | Electric pressure pump | Electropompe de pression | Electrobomba de presion | P2, P3, P4 | Hi-limit pressure switch | Pressostat de sécurité | Presostato limitador |
| IG | Main switch | Interrupteur general | Interruptor general | RC | Boiler heating element | Resistance surchauffeur | Resistencia calderin |
| IP | Door microswitch | Micro porte | Micro puerta | RT | Tank heater | Resistance cuve | Resistencia tanque |
| L1 | Operation light | Voyant fonctionnement | Piloto de encendido | Tt | Tank thermostat | Thermostat de cuve | Termostato tanque |
| L2 | Start light | Voyant demarrage | Piloto marcha | TC | Boiler thermostat | Thermostat surchauffeur | Termostato calderin |
| L3 | Light machine ready | Voyant machine prêt | Piloto maquina preparada | TSC | Boiler Hi-limit | Limiteur surchauffeur | Limitador calderin |
| MBL | Wash pump | Pompe lavage | Bomba lavado | TSTP | Thermo-stop Thermostat | Thermostat Thermo-stop | Termostato termo-stop |
| M | Motor programmer | Moteur du programmeur | Motor programador | V | Fill and rinse valve | Electrovan. remplissage rinçage | Electrovalvula llenado y aclarado |

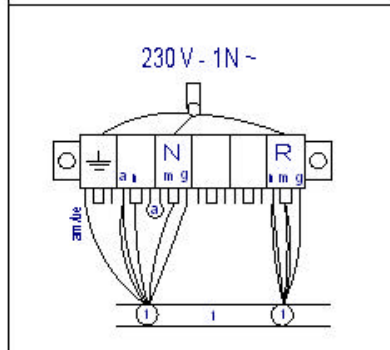
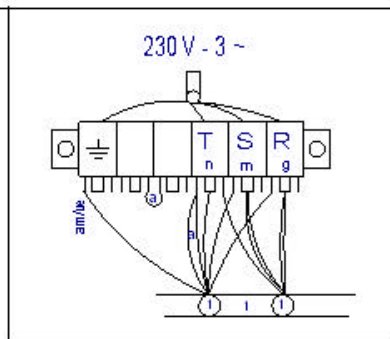
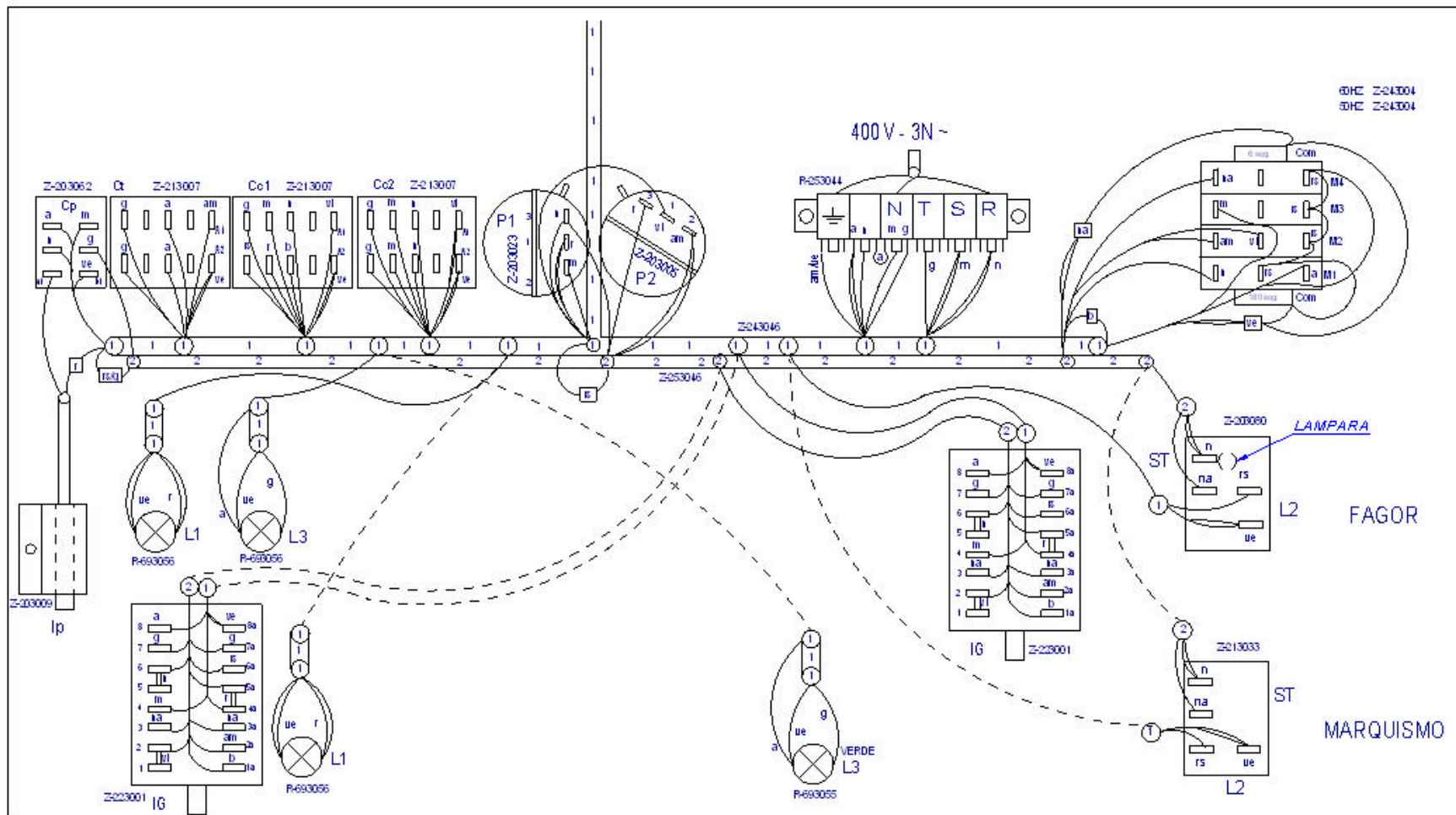


ESQUEMA TEORICO Z-243049
 LEYENDA Z-243051
 INDICADOR DE COMPONENTES Z-13034

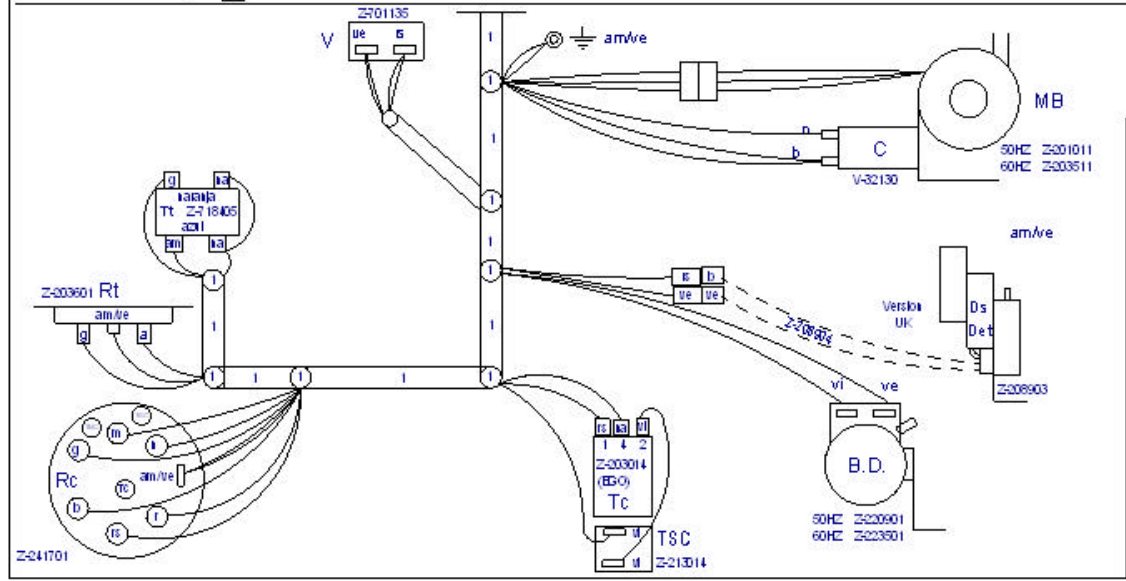


| | | | |
|---------------------|------------------------------------|--------------|----------------|
| Plano montaje FI-64 | | Z203050000 | |
| Nº | Pieza | Materia | Nº Clasificado |
| Nº | Modificación | Propósito de | Fecha |
| 1 | Corrección en nueva estética Fagor | s.caro | 2006-11-30 |
| | | | |
| | | | |
| | | | |
| | | | |
| | | | |

| | | | | | | | | | | | | | | |
|--|--------------------|------------|------------|------------|----------|------------|------------|--------------------|------------|--------|--|--|--|---|
| <table border="1"> <tr> <td>Elaborado</td> <td>M. Mallo</td> <td>07-10-2005</td> </tr> <tr> <td>Proyectado</td> <td>M. Mallo</td> <td>07-10-2005</td> </tr> <tr> <td>Comprobado</td> <td><i>[Signature]</i></td> <td>07-10-2005</td> </tr> <tr> <td>Escala</td> <td></td> <td></td> </tr> </table> | Elaborado | M. Mallo | 07-10-2005 | Proyectado | M. Mallo | 07-10-2005 | Comprobado | <i>[Signature]</i> | 07-10-2005 | Escala | | | <p>FAGOR</p> <p>Fagor Industrial, Coop. Ek. Megalva</p> | <p>Mecanizado superficial</p> <p>Plano número HC-17896 -1</p> <p>Sistema a IN*</p> <p>Sistema de por</p> |
| Elaborado | M. Mallo | 07-10-2005 | | | | | | | | | | | | |
| Proyectado | M. Mallo | 07-10-2005 | | | | | | | | | | | | |
| Comprobado | <i>[Signature]</i> | 07-10-2005 | | | | | | | | | | | | |
| Escala | | | | | | | | | | | | | | |

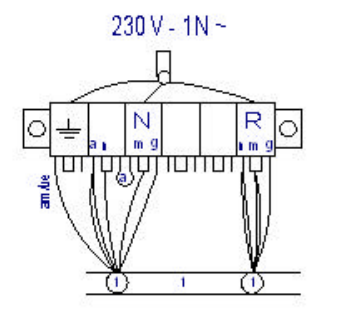
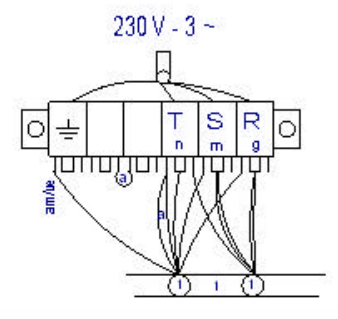
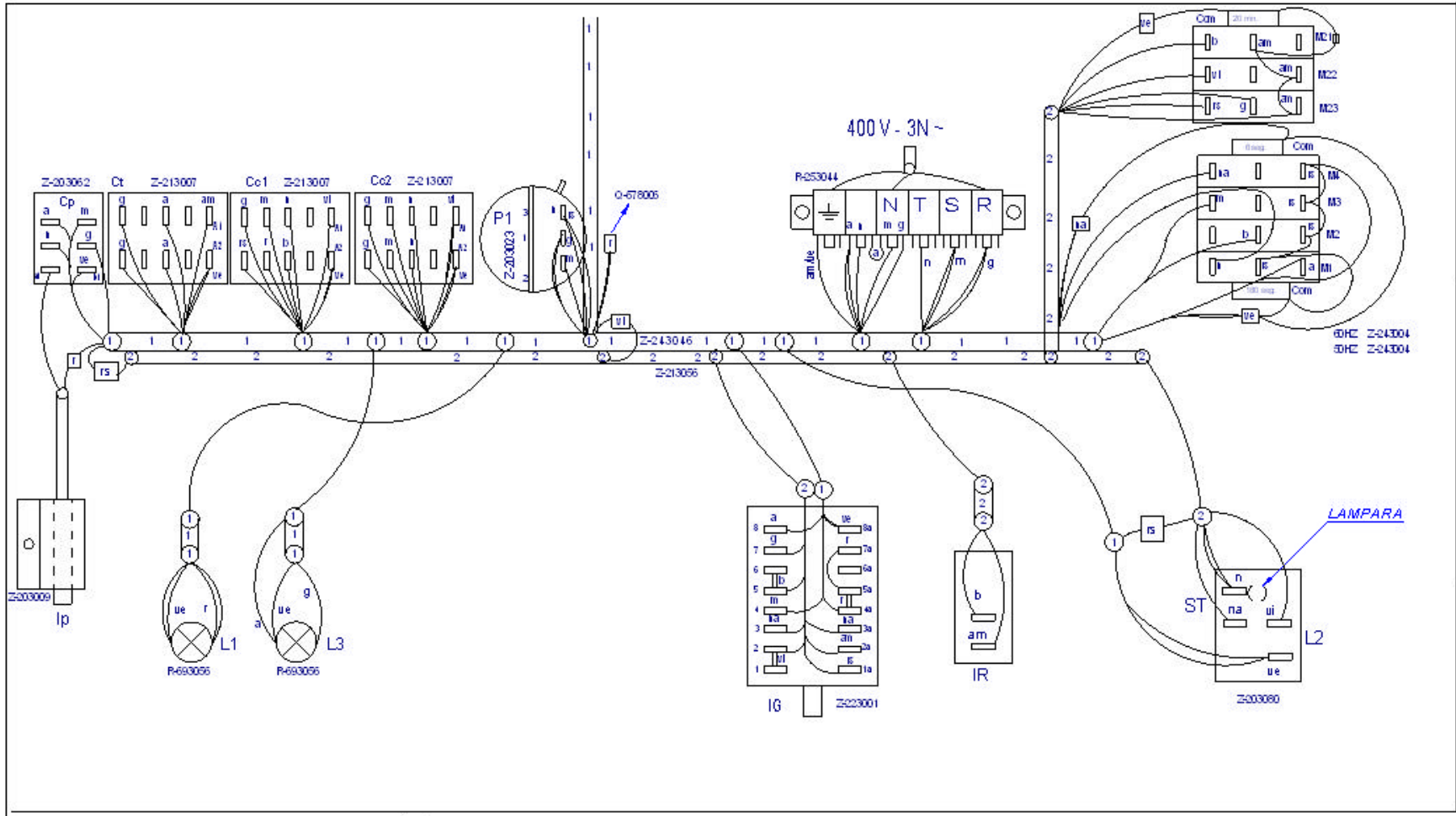


ESQUEMA TEORICO Z-253047
 LEYENDA Z-243051
 INDICADOR DE COMPONENTES Z-13034

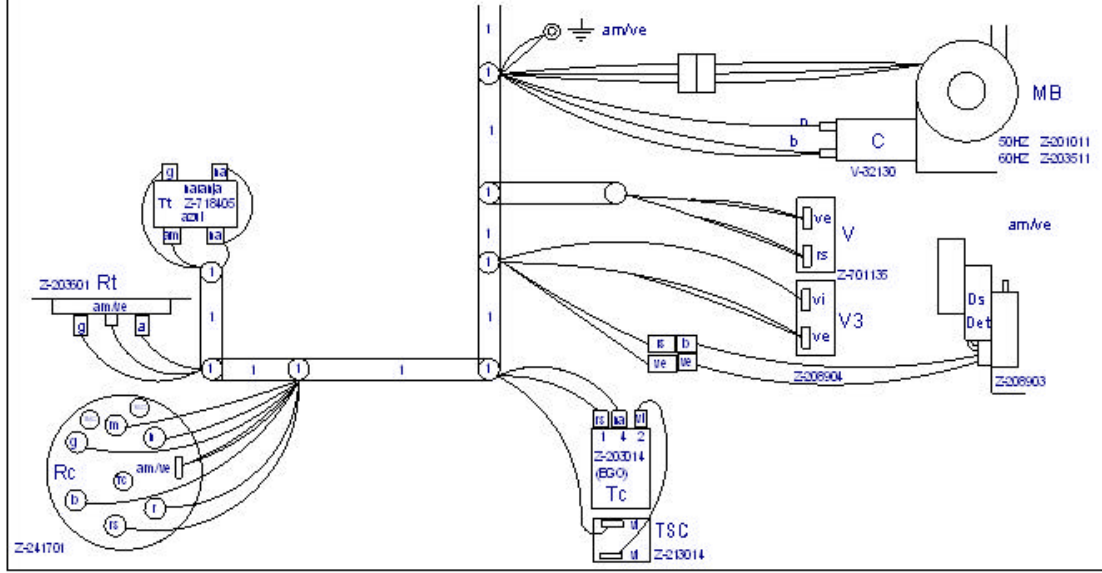


| | | | |
|-----------------------|------------------------------------|--------------|----------------|
| Plano Montaje FI-64 B | | Z263048000 | |
| Nº | Pieza | Materia | Nº Clasificado |
| Nº | Modificación | Propósito de | Fecha |
| 1 | Corrección en nueva estética Fagor | s.c.c. | 2006-11-30 |
| | | | |
| | | | |

| | | | |
|--|--|--|---|
| Dibuñado M. Malló 07-10-2005 Proyecto M. Malló 07-10-2005 Comprobado Escala | Firma Fecha 07-10-2005 07-10-2005 07-10-2005 | FAGOR Fagor Industrial, Coop. E.I. Megavia | Mecanizado superficial Plano número HC-17898 -1 Sustituye a IN Sustituye por |
|--|--|--|---|



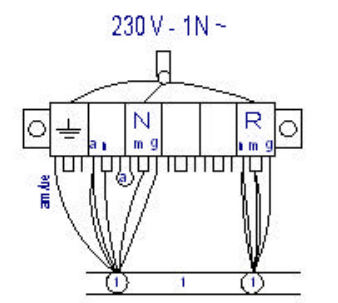
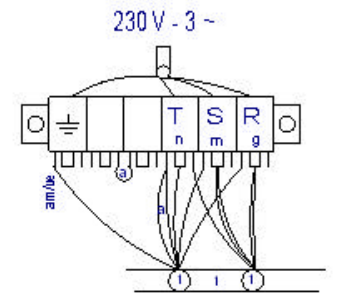
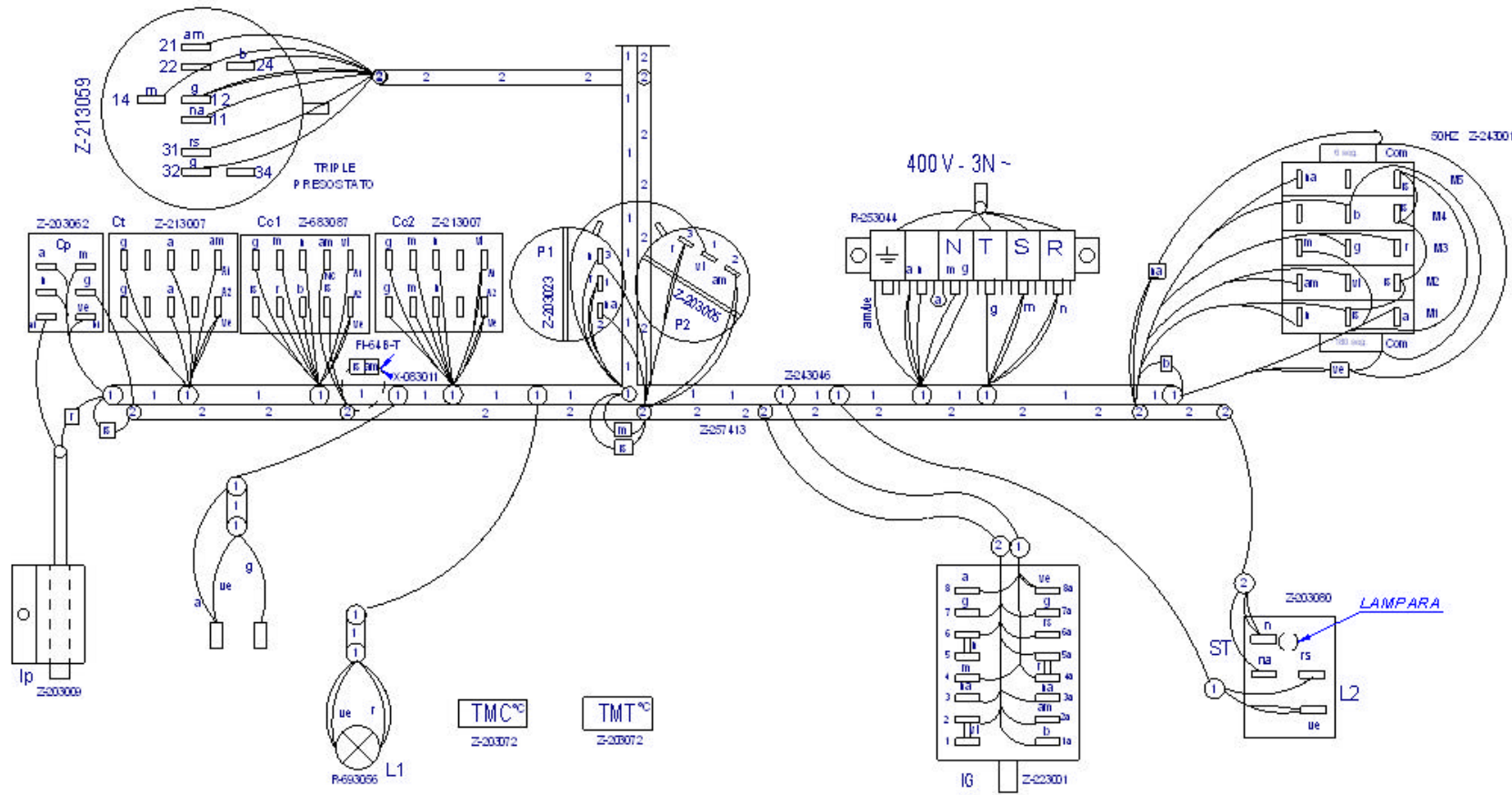
ESQUEMA TEORICO Z-247803
LEYENDA Z-243051
INDICADOR DE COMPONENTES Z-13034



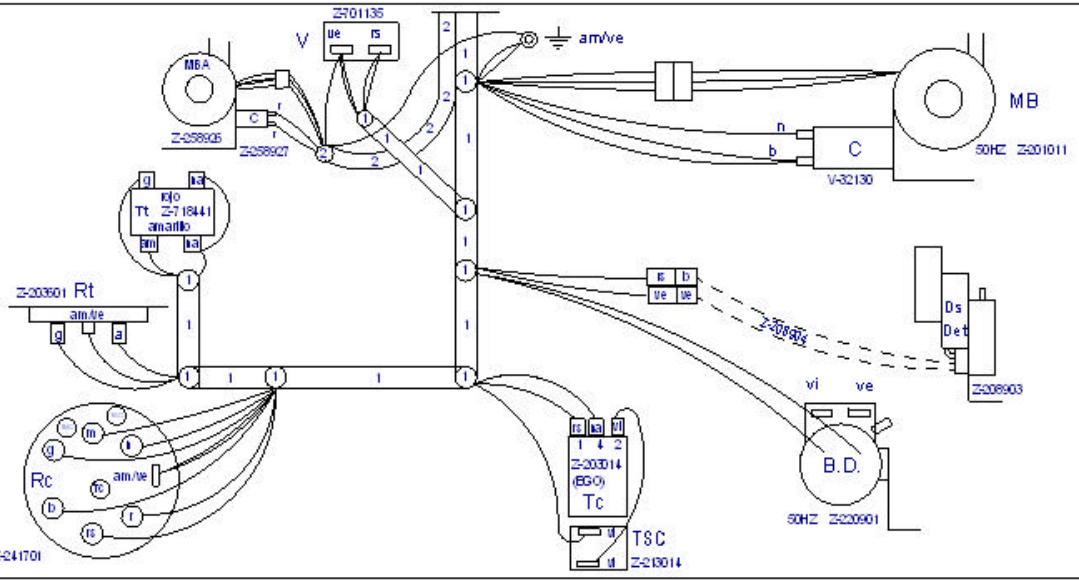
| PLANO MONTAJE FI-64 D | | | | Z247804000 | | |
|-----------------------|------------------------------------|-------|-----------------------------|------------------|---------------------------------------|--|
| D./Nº | Pieza | Cant. | Materia/Material | Klas. zk/Nº Klas | Gaiak/azalpenak/Tratam. lekuak | |
| D./Nº | Aldaketak/Modifikazioak | | Noiz proposatua/Proposta de | Data/Fecha | Perdola/okortak Tolentak/gerakerak | |
| ↑ | Correccion en nueva estetica Fagor | | oscaro | 2006-11-30 | ± 5 ± 0.2 50 + 100 ± 0.8 | |
| - | - | | - | - | 5 + 25 ± 0.4 > 100 ± 1 | |
| - | - | | - | - | 25 + 50 ± 0.6 OL ± 1° | |
| - | - | | - | - | - | |

| | | | | |
|---|----------------|------------|--|---|
| Marrazta/Disenatzailea | Sinadura/Firma | Data/Fecha | Fagor Industrial, Koop. Eki. M. I. G. G. | Gaiak/azalpenak Mecanizado superficial |
| Proiektatzaile/Proyektatzailea | Inguruko | 2006-05-02 | | |
| Egiaztatzaile/Comprobado | Inguruko | 2006-05-02 | | |
| Eskala/Escala | | | | |
| ONTZI GARBIGAILUAK | | | | Plano D./Plano N° HC-17978 -I |
| Plano bakoitzeko datuak erabili, ez bereizirik, gure balmea ikusi gabe. | | | | - Zk. ord. di |
| | | | | - Zk. gar. ord. |

DEPOSITO CALDERIN



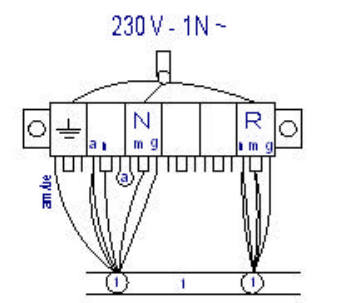
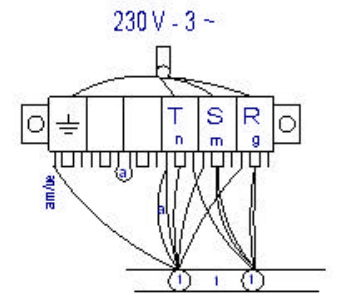
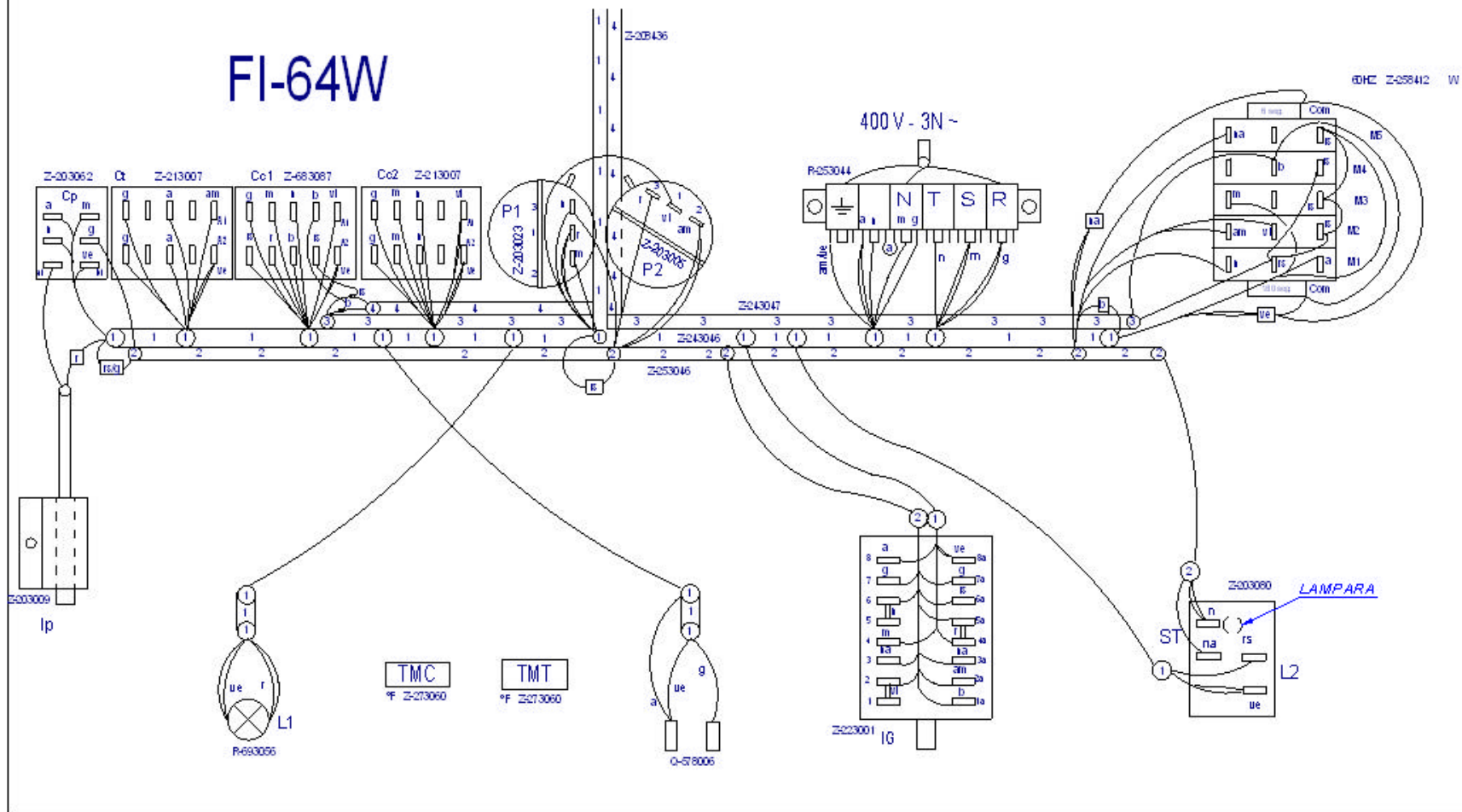
ESQUEMA TEORICO Z-257414
 LEYENDA Z-243051
 INDICADOR DE COMPONENTES Z-13034



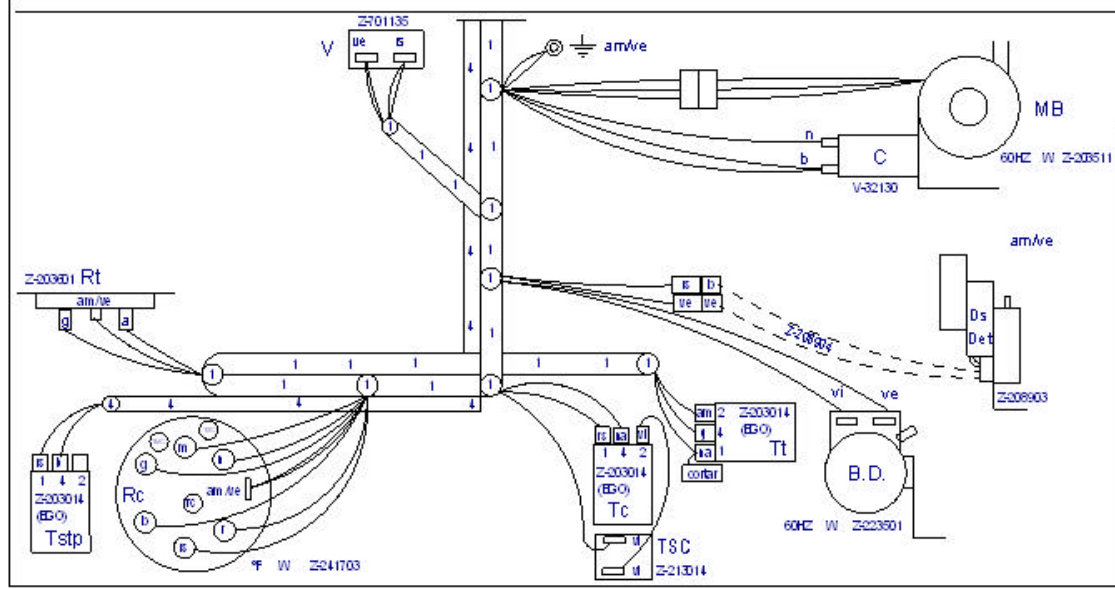
| | | | |
|---------------------------------------|------------------------------------|------------------|--|
| Plano Montaje FI-64 CLINIC, FI-64 B-T | | Z-257412000 | |
| Nº Pieza | Materia | Nº Clasificación | Acabado |
| Nº Modificación | Propósito de | Fecha | Tolerancias generales |
| 1 | Corrección en nueva estética Fagor | 2006-11-30 | |
| | | | <3% : 5-100% : 25-50% : 5-100% : >100% : <3% |

| | | | |
|---------------------------------|---------------------------------|--|--------------------------|
| Dibujado | Fecha | | Mecanizado superficial |
| Proyectado | 07-10-2005 | | |
| Comprobado | 07-10-2005 | | |
| Escala | Fagor Industrial,oop,Et, Megota | | Plano número HC-17889 -1 |
| LAVAVAJILLAS | | | Sustituye al N° |
| Fagor Industrial,oop,Et, Megota | | | Sustituye al N° |

FI-64W



ESQUEMA TEORICO Z-258439
 LEYENDA Z-243051
 INDICADOR DE COMPONENTES Z-13034



Z258438000

| | | |
|---|---------------------------------|--------------------------|
| Plano Montaje FI-64W | | Z258438000 |
| Nº Pieza | Materia | Nº Clasificado |
| Nº Modificación | Propósito | Fecha |
| 1 | Introducir nueva estética Fagor | 2006-11-30 |
| Tolerancias generales | | |
| <3% | 50-100% | |
| 5-25% | >100% | |
| 25-50% | <3% | |
| Firma | | Fecha |
| Dibujado: M. Mallo | | 07-10-2006 |
| Proyectado: M. Mallo | | 07-10-2006 |
| Comprobado: <i>[Signature]</i> | | 07-10-2006 |
| Escala | | |
| FAGOR Industrial, Hoop, Ek, Megatva | | Mecanizado superficial |
| | | Plano número HC-17991 -1 |
| Lavavajillas | | Sustituye a W* |
| * Para conocer el cableado de los enchufes consulte el manual de usuario. | | Sustituye a por |

LEYENDA APERTURA FRONTAL

| | ESPAÑOL | FRANÇAIS | ENGLISH | DEUTSCH | ITALIANO |
|------------|-----------------------------------|---------------------------------|------------------------------|---|---|
| BD | Bomba desagüe | Pompe de vidange | Drain pump | Abflußpumpe | Pompa scarico |
| C 1/2/3 | Condensador | Condensateur | Condenser | Kondensator | Condensatore |
| CMB | Contactora bomba lavado | Contacteur pompe lavage | Wash pump contactor | Kontaktschutz Waschpumpe | Contattore pompa lavaggio |
| Cc 1/2 | Contactora calentamiento calderin | Contacteur chauff. surchauffeur | Boiler heating contactor | Kontaktschutz Boilerheizung | Contattore riscaldamento boiler |
| Ct | Contactora calentamiento tanque | Contacteur chauffage cuve | Tank heating contactor | Kontaktschutz Heizung Tank | Contattore riscaldamento serbatoio |
| CP | Rele puerta | Relais porte | Door relay | Türrelais | Rele porta |
| Ds.Det. | Dosificador detergente | Dosseur de detergent | Detergent doser | Dosierer Spülmittel | Dosatore detersivo |
| E.B | Electrobomba de presion | Electropompe de pression | Electric pressure pump | Elektro-Drucksteigerungspumpe | Electropompa pressione |
| IG | Interruptor general | Interrupteur general | Main switch | Hauptschalter | Interruttore generale |
| IP | Micro puerta | Micro porte | Door microswitch | Mikroschalter Tür | Micro porta |
| L1 | Piloto de encendido | Voyant fonctionnement | Operation light | Betriebsanzeigelampe | Spia accensione |
| L2 | Piloto marcha | Voyant demarrage | Start light | Startanzeigelampe | Spia avvio |
| L3 | Piloto maquina preparada | Voyant machine prêt | Light machine ready | Betriebsbereitschaftsanzeigelampe | Pilota macchina preparata |
| MBL | Bomba lavado | Pompe lavage | Wash pump | Waschpumpe | Pompa lavaggio |
| M | Motor programador | Moteur du programmeur | Motor programmer | Motor Programmiervorrichtung | Motore programmatore |
| M Av. R | Motor program. avance rapido | Moteur du progr.avance rapide | Motor program. rapid advance | Motor Programmiervorrich. schneller Vorlauf | Motore programmatore avanzamento rapido |
| M1 | Micro programador marcha | Micro du programm. de marche | Micro programmer on | Motor Programmiervorrich. Betrieb | Micro programma. di funzionamento |
| M2 | Micro programador lavado | Micro du programm. de lavage | Micro programmer wash | Motor Programmiervorrich. Waschen | Micro programmatore di lavaggio |
| M3 | Micro programador aclarado | Micro du programm. de rinçage | Micro programmer on | Motor Programmiervorrich. Spülen | Micro programmatore di risciacquo |
| M4 | Micro programador Termo-stop | Micro du programm. Thermo-stop | Micro programmer Thermo-stop | Motor Programmiervorrich. Thermo-Stop | Micro programmatore Thermo-stop |
| M5 | Micro programador avance | Micro du programm. avance | Micro programmer advance | Motor Programmiervorrich. Vorlauf | Micro programmatore avanzamento |
| P, P1, P5 | Presostato | Pressostat | Pressure switch | Druckwächter | Pressostato |
| P2, P3, P4 | Presostato limitador | Pressostat de securité | Hi-limit pressure switch | Begrenzer Druckwächter | Pressostato limitatore |
| RC | Resistencia calderin | Resistance surchauffeur | Boiler heating element | Heizwiderstand Boiler | Resistenza boiler |
| RT | Resistencia tanque | Resistance cuve | Tank heater | Heizwiderstand Tank | Resistenza serbatoio |
| Tt | Termostato tanque | Thermostat de cuve | Tank thermostat | Thermostat Tank | Termostato serbatoio |
| TC | Termostato calderin | Thermostat surchauffeur | Boiler thermostat | Thermostat kessel | Termostato boiler |
| TSC | Limitador calderin | Limiteur surchauffeur | Boiler Hi-limit | Begrenzer Boiler | Limitatore boiler |
| TSTP | Termostato termo-stop | Thermostat Thermo-stop | Thermo-stop Thermostat | Thermostat Thermo-stop | Termostato Thermo-stop |
| V | Electrovalvula llenado y aclarado | Electrovan. remplissage rinçage | Fill and rinse valve | Elektroventil Füllen und Spülen | Elettroval. riempimento e risciacquo |
| COLOR | COLORES | COULEURS | COLOUR | FARBEN | COLORE |
| a = | Azul | Bleu | Blue | Blau | Blu |
| am = | Amarillo | Jaune | Yellow | Gelb | Giallo |
| am/ve = | Amarillo/verde | Jaune / vert | Yellow / green | Gelb/grün | Giallo/verde |
| b = | Blanco | Blanc | White | Weiß | Bianco |
| g = | Gris | Gris | Grey | Grau | Grigio |
| m = | Marrón | Marron | Brown | Braun | Marrone |
| n = | Negro | Noir | Black | Schwarz | Nero |
| na = | Naranja | Orange | Orange | Orange | Arancio |
| r = | Rojo | Rouge | Red | Rot | Rosso |
| rs = | Rosa | Rose | Pink | Rosa | Roseo |
| ve = | Verde | Vert | Green | Grün | Verde |
| vi = | Violeta | Violet | Purple | Violett | Viola |

Z243051000