

# CUCINE A GAS Serie 900

TIPO: 9PC/G400, 9PC/G800, 9PC/G120, 9PC/G160, 9PCV/G400, 9PCV/G800, 9PCV/G120,  
9PCV/G160, 9PCF/G800, 9PCF/G120, 9PCF/G160, 9PCF/GE800, 9PCF/GE120,  
9PCF/GE160, 9PC/G411, 9PC/G811, 9PC/G121, 9PC/G161, 9PCV/G411, 9PCV/G811,  
9PCV/G121, 9PCV/G161, 9PCF/G811, 9PCF/G121, 9PCF/G161, 9PCF/GE811,  
9PCF/GE121, 9PCF/GE161

---

## Ricambi

---





## **9. Parti di ricambio**

<b>Parti esterne fuochi e armadio caldo..</b>	<b>71</b>
<b>Parti esterne forno gas ed elettrico .....</b>	<b>73</b>
<b>Bruciatori e condutture fuochi aperti.</b>	<b>75</b>
<b>Bruciatori e condutture fuochi aperti.</b>	<b>77</b>
<b>Rubinetto.....</b>	<b>79</b>
<b>Componenti forno a gas .....</b>	<b>81</b>
<b>Componenti forno elettrico e armadio caldo</b>	<b>83</b>
<b>Componenti accensione elettrica.....</b>	<b>85</b>



## 9.1 Codici di voltaggio

Voltaggio	Codice di voltaggio
A	3/N/PE~400/230V 50Hz
B	~250V 16A 50Hz
C	3/N/PE~380/220V 50Hz
D	3/PE~200V 50-60Hz
F	2/PE 220-240V 50Hz
G	3/N/PE~415/240V 50Hz
H	3/PE~230V 50Hz
I	3/PE~220V 60Hz
J	3/PE~380 50Hz
K	3/PE~400V 50Hz
L	3/PE~415V 50Hz
M	3/PE~440V 60Hz
N	3/PE~460V 60Hz
O	3/PE~480V 60Hz
P	1/N/PE~220-240V 50Hz
R	2/PE~220-230V 60Hz
S	3/N/PE~400/230V 50Hz
T	3/PE~230V 60Hz
U	1/N/PE~100V 50-60Hz

## 9.2 Codici dei prodotti


Codici del prodotto	Nome completo
Codici dei modelli	
Codici dei tipi	
400G	9PC/G400
800G	9PC/G800
120G	9PC/G120
160G	9PC/G160
400VG	9PCV/G400
800VG	9PCV/G800
120VG	9PCV/G120
160VG	9PCV/G160
800FG	9PCF/G800
120FG	9PCF/G120
160FG	9PCF/G160
800FGE	9PCF/GE800
120FGE	9PCF/GE120
160FGE	9PCF/GE160
411G	9PC/G411
811G	9PC/G811
121G	9PC/G121

**Parti di ricambio**

---

Codici del prodotto	Nome completo
161G	9PC/G161
411VG	9PCV/G411
811VG	9PCV/G811
121VG	9PCV/G121
161VG	9PCV/G161
811FG	9PCF/G811
121FG	9PCF/G121
161FG	9PCF/G161
811FGE	9PCF/GE811
121FGE	9PCF/GE121
161FGE	9PCF/GE161
Codici degli accessori	








## Parti di ricambio

ID	Modello	Tipo	Voltaggio	Descrizione	Codici del produttore
<b>Module: Parti esterne fuochi e armadio caldo</b>					
10				Piedino	826490142
20				Manopola cucina gas nera	824710100
29				Griglia bifuoco inox	8266330180
30				Griglia smaltata	41822410390
31				Bruciatore (spartifiamma piccolo)	822410071
31				Bruciatore (spartifiamma medio)	822410081
32				Corpo Bruciatore piccolo	822410041
32				Corpo Bruciatore medio	822410051
31		800G,800VG,800FG,800FGE,120G,120VG,120FG,120FGE,160G,160VG,160FG,160FGE,811G,811VG,811FG,811FGE,121G,121VG,121FG,121FGE,161G,161VG,161FG,161FGE		Bruciatore (spartifiamma "E") 7kW	822410091
32		800G,800VG,800FG,800FGE,120G,120VG,120FG,120FGE,160G,160VG,160FG,160FGE,811G,811VG,811FG,811FGE,121G,121VG,121FG,121FGE,161G,161VG,161FG,161FGE		Bruciatore (bicchiere "E")	822410061
40				Chisura superiore	821530110
40				Chisura superiore N9pc	821530130
50		120FG,120FGE,121FG,121FGE		Magnete	826900011
60		120FG,120FGE,121FG,121FGE		Cerniera inferiore dx/superiore sx porta	418S2547870
70		120FG,120FGE,121FG,121FGE		Cerniera inferiore sx/superiore dx porta	418S2547860
80		800FGE,120FGE,160FGE,811FGE,121FGE		Segnalatore luminoso verde	826650050
81		800FGE,120FGE,160FGE,811FGE,121FGE		Gemma bianca	6A039207

400G=9PC/G400, 800G=9PC/G800, 120G=9PC/G120, 160G=9PC/G160, 400VG=9PCV/G400, 800VG=9PCV/G800, 120VG=9PCV/G120, 160VG=9PCV/G160, 800FG=9PCF/G800,120FG=9PCF/G120,160FG=9PCF/G160, 800FGE=9PCF/GE800, 120FGE=9PCF/GE120, 160FGE=9PCF/GE160, 411G=9PC/G411, 811G=9PC/G811, 121G=9PC/G121, 161G=9PC/G161, 411VG=9PCV/G411, 811VG=9PCV/G811, 121VG=9PCV/G121, 161VG=9PCV/G161, 811FG=9PCF/G811, 121FG=9PCF/G121, 161FG=9PCF/G161, 811FGE=9PCF/GE811, 121FGE=9PCF/GE121, 161FGE=9PCF/GE161

A=3/N/PE~400/230V 50Hz, H=3/PE~230V 50Hz, P=1/N/PE~220-240V 50Hz





## Parti di ricambio

ID	Modello	Tipo	Voltaggio	Descrizione	Codici del produttore
<b>Module: Parti esterne forno gas ed elettrico</b>					
80		800FGE,120FGE,160FGE,811FGE,121FGE		Segnalatore luminoso verde	826650050
81		800FGE,120FGE,160FGE,811FGE,121FGE		Gemma bianca	6A039207
100		800FG,120FG,160FG,811FG,121FG,161FG		Manopola nera per forno	824710110
110		800FG,120FG,160FG,811FG,121FG,161FG		Accensione piezoelettrica	41826630020
120		800FG,120FG,160FG,811FG,121FG,161FG		Rondella	822160540
130		800FG,120FG,160FG,811FG,121FG,161FG		Cappuccio	826630420
140		800FG,120FG,160FG,800FGE,120FGE,160FGE,811FG,121FG,161FG,811FGE,121FGE,161FGE		Portarullini per cerniera	6A035930
150		800FG,120FG,160FG,800FGE,120FGE,160FGE,811FG,121FG,161FG,811FGE,121FGE,161FGE		Cerniera dx	6A035910
160		800FG,120FG,160FG,800FGE,120FGE,160FGE,811FG,121FG,161FG,811FGE,121FGE,161FGE		Cerniera sx	6A035920
170		800FG,120FG,160FG,800FGE,120FGE,160FGE,811FG,121FG,161FG,811FGE,121FGE,161FGE		Suola forno	822420010
180		800FG,120FG,160FG,800FGE,120FGE,160FGE,811FG,121FG,161FG,811FGE,121FGE,161FGE		Griglia	826330020
190		800FGE,120FGE,160FGE,811FGE,121FGE,161FGE		Segnalatore luminoso arancio	6A038506
200		800FGE,120FGE,160FGE,811FGE,121FGE,161FGE		Manopola commutatore forno elettrico	824710710
210		800FGE,120FGE,160FGE,811FGE,121FGE,161FGE		Manopola forno elettrico nera	824710270
220		800FGE,120FGE,160FGE,811FGE,121FGE,161FGE		Resistenza 1500 W	826620041

400G=9PC/G400, 800G=9PC/G800, 120G=9PC/G120, 160G=9PC/G160, 400VG=9PCV/G400, 800VG=9PCV/G800, 120VG=9PCV/G120, 160VG=9PCV/G160, 800FG=9PCF/G800, 120FG=9PCF/G120, 160FG=9PCF/G160, 800FGE=9PCF/GE800, 120FGE=9PCF/GE120, 160FGE=9PCF/GE160, 411G=9PC/G411, 811G=9PC/G811, 121G=9PC/G121, 161G=9PC/G161, 411VG=9PCV/G411, 811VG=9PCV/G811, 121VG=9PCV/G121, 161VG=9PCV/G161, 811FG=9PCF/G811, 121FG=9PCF/G121, 161FG=9PCF/G161, 811FGE=9PCF/GE811, 121FGE=9PCF/GE121, 161FGE=9PCF/GE161

A=3/N/PE~400/230V 50Hz, H=3/PE~230V 50Hz, P=1/N/PE~220-240V 50Hz

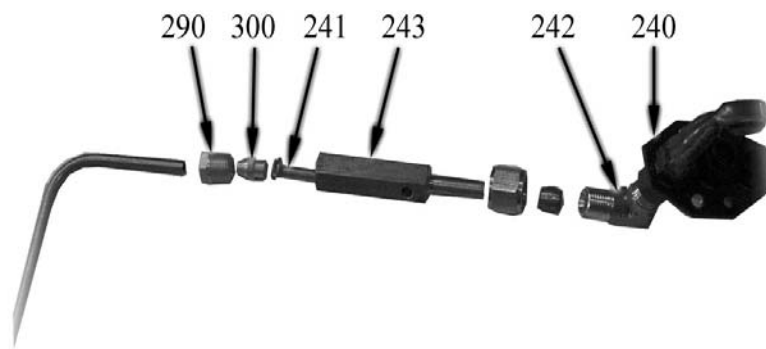


## Parti di ricambio

ID	Modello	Tipo	Voltaggio	Descrizione	Codici del produttore
<b>Module: Bruciatori e condutture fuochi aperti</b>					
230				Rubinetto	6A011490
240				Pilota	41826920140
250				Conduttura Rub./Pil. ant.	823561321
260				Conduttura Rub./Bruc. ant	823561300
270				Termocoppia	826920080
280				Venturi piccolo	822410012
303				Ugello L 80	822140270
303				Ugello L 105	822140150
303				Ugello L 95	822140140
303				Ugello L 120	822140160
303				Ugello 145	822140040
303				Ugello 180	822140210
303				Ugello 155	822140190
303				Ugello 200	822140220
303				Ugello 135	
303				Ugello 115	
303				Ugello 225	
310				Regolatore d'aria	822120020
320				Venturi medio	822410022
321				Venturi piccolo	822410012
322		800G,800VG,800FG,800FGE,120G,120VG,120FG,120FGE,160G,160VG,160FG,160FGE,811G,811VG,811FG,811FGE,121G,121VG,121FG,121FGE,161G,161VG,161FG,161FGE		Venturi grande	822410032
330				Conduttura Rub./Pil. post.	823561331
400				Conduttura Rub./Bruc. Post.	823561310

400G=9PC/G400, 800G=9PC/G800, 120G=9PC/G120, 160G=9PC/G160, 400VG=9PCV/G400, 800VG=9PCV/G800, 120VG=9PCV/G120, 160VG=9PCV/G160, 800FG=9PCF/G800, 120FG=9PCF/G120, 160FG=9PCF/G160, 800FGE=9PCF/GE800, 120FGE=9PCF/GE120, 160FGE=9PCF/GE160, 411G=9PC/G411, 811G=9PC/G811, 121G=9PC/G121, 161G=9PC/G161, 411VG=9PCV/G411, 811VG=9PCV/G811, 121VG=9PCV/G121, 161VG=9PCV/G161, 811FG=9PCF/G811, 121FG=9PCF/G121, 161FG=9PCF/G161, 811FGE=9PCF/GE811, 121FGE=9PCF/GE121, 161FGE=9PCF/GE161

A=3/N/PE~400/230V 50Hz, H=3/PE~230V 50Hz, P=1/N/PE~220-240V 50Hz




## Parti di ricambio

---

ID	Modello	Tipo	Voltaggio	Descrizione	Codici del produttore
<b>Module: Bruciatori e condutture fuochi aperti</b>					
240				Pilota	41826920140
241				Ugello 19	822140380
241				Ugello 27	6A013107
242				Raccordo 90	822450610
243				Prolunga pilota fuochi	822160460
290				Raccordo bicono	822450040
300				Bicono	822450050

400G=9PC/G400, 800G=9PC/G800, 120G=9PC/G120, 160G=9PC/G160, 400VG=9PCV/G400, 800VG=9PCV/G800, 120VG=9PCV/G120, 160VG=9PCV/G160, 800FG=9PCF/G800, 120FG=9PCF/G120, 160FG=9PCF/G160, 800FGE=9PCF/GE800, 120FGE=9PCF/GE120, 160FGE=9PCF/GE160, 411G=9PC/G411, 811G=9PC/G811, 121G=9PC/G121, 161G=9PC/G161, 411VG=9PCV/G411, 811VG=9PCV/G811, 121VG=9PCV/G121, 161VG=9PCV/G161, 811FG=9PCF/G811, 121FG=9PCF/G121, 161FG=9PCF/G161, 811FGE=9PCF/GE811, 121FGE=9PCF/GE121, 161FGE=9PCF/GE161

A=3/N/PE~400/230V 50Hz, H=3/PE~230V 50Hz, P=1/N/PE~220-240V 50Hz










## Parti di ricambio

ID	Modello	Tipo	Voltaggio	Descrizione	Codici del produttore
<b>Module:Rubinetto</b>					
230				Rubinetto	6A011490
270				Termocoppia	826920080
303				Vite di minimo 80	822450240
303				Vite di minimo 120	822450280
303				Vite di minimo 50	822450210
303				Vite di minimo 75	822450230
303				Vite di minimo 90	822450260
303				Vite di minimo 130	822450290
303				Vite di minimo 45	6A023722
303				Vite di minimo 65	6A023723
710				Dado	6A011485
720				Bicono	6A011480

400G=9PC/G400, 800G=9PC/G800, 120G=9PC/G120, 160G=9PC/G160, 400VG=9PCV/G400, 800VG=9PCV/G800, 120VG=9PCV/G120, 160VG=9PCV/G160, 800FG=9PCF/G800, 120FG=9PCF/G120, 160FG=9PCF/G160, 800FGE=9PCF/GE800, 120FGE=9PCF/GE120, 160FGE=9PCF/GE160, 411G=9PC/G411, 811G=9PC/G811, 121G=9PC/G121, 161G=9PC/G161, 411VG=9PCV/G411, 811VG=9PCV/G811, 121VG=9PCV/G121, 161VG=9PCV/G161, 811FG=9PCF/G811, 121FG=9PCF/G121, 161FG=9PCF/G161, 811FGE=9PCF/GE811, 121FGE=9PCF/GE121, 161FGE=9PCF/GE161

A=3/N/PE~400/230V 50Hz, H=3/PE~230V 50Hz, P=1/N/PE~220-240V 50Hz






## Parti di ricambio

ID	Modello	Tipo	Voltaggio	Descrizione	Codici del produttore
<b>Module: Componenti forno a gas (valvola, regolazione aria, bruciatore)</b>					
410		800FG,120FG,160FG,811FG,121FG,161FG		Valvola	826920012
420		800FG,120FG,160FG,811FG,121FG,161FG		Tappo	8219951
430		800FG,120FG,160FG,811FG,121FG,161FG		Raccordo	822450170
440		800FG,120FG,160FG,811FG,121FG,161FG		Accensione piezoelettrica	41826630020
450		800FG,120FG,160FG,811FG,121FG,161FG		Cavo d'accensione	2510698
460		800FG,120FG,160FG,811FG,121FG,161FG		Conduttura Valvola/Rampa	2514615
470		800FG,120FG,160FG,811FG,121FG,161FG		Conduttura Valvola/Bruciatore forno	823560060
480		800FG,120FG,160FG,811FG,121FG,161FG		Termocoppia	826920080
490		800FG,120FG,160FG,811FG,121FG,161FG		Conduttura Valvola/Pilota forno	823560070
500		800FG,120FG,160FG,811FG,121FG,161FG		Squadretta	41821120040
510		800FG,120FG,160FG,811FG,121FG,161FG		Raccordo	6A011707
520		800FG,120FG,160FG,811FG,121FG,161FG		Raccordo bicono	6A011608
530		800FG,120FG,160FG,811FG,121FG,161FG		Ugello 19	822140380
530		800FG,120FG,160FG,811FG,121FG,161FG		Ugello 27	6A013107
540		800FG,120FG,160FG,811FG,121FG,161FG		Raccordo	822450040
550		800FG,120FG,160FG,811FG,121FG,161FG		Pilota	826920070
560		800FG,120FG,160FG,811FG,121FG,161FG		Bruciatore	2510697
570		800FG,120FG,160FG,811FG,121FG,161FG		Candela	6A013301
580		800FG,120FG,160FG,811FG,121FG,161FG		Spina elastica	418227993140
581		800FG,120FG,160FG,811FG,121FG,161FG		Grano di fissaggio	6A009190
590		800FG,120FG,160FG,811FG,121FG,161FG		Flangia	41822160011
600		800FG,120FG,160FG,811FG,121FG,161FG		Attacco manopola	2518650
601		800FG,120FG,160FG,811FG,121FG,161FG		Attacco manopola	2518660
610		800FG,120FG,160FG,811FG,121FG,161FG		Bicono	822450050
620		800FG,120FG,160FG,811FG,121FG,161FG		Raccordo	822450010

400G=9PC/G400, 800G=9PC/G800, 120G=9PC/G120, 160G=9PC/G160, 400VG=9PCV/G400, 800VG=9PCV/G800, 120VG=9PCV/G120, 160VG=9PCV/G160, 800FG=9PCF/G800, 120FG=9PCF/G120, 160FG=9PCF/G160, 800FGE=9PCF/GE800, 120FGE=9PCF/GE120, 160FGE=9PCF/GE160, 411G=9PC/G411, 811G=9PC/G811, 121G=9PC/G121, 161G=9PC/G161, 411VG=9PCV/G411, 811VG=9PCV/G811, 121VG=9PCV/G121, 161VG=9PCV/G161, 811FG=9PCF/G811, 121FG=9PCF/G121, 161FG=9PCF/G161, 811FGE=9PCF/GE811, 121FGE=9PCF/GE121, 161FGE=9PCF/GE161

A=3/N/PE~400/230V 50Hz, H=3/PE~230V 50Hz, P=1/N/PE~220-240V 50Hz






## Parti di ricambio

ID	Modello	Tipo	Voltaggio	Descrizione	Codici del produttore
<b>Module: Componenti forno elettrico e armadio caldo</b>					
80		800FGE,120FGE,160FGE,811FGE,121FGE,161FGE		Segnalatore luminoso verde	826650050
81		800FGE,120FGE,160FGE,811FGE,121FGE,161FGE		Gemma bianca	6A039207
190		800FGE,120FGE,160FGE,811FGE,121FGE,161FGE		Segnalatore luminoso arancio	6A038506
220		800FGE,120FGE,160FGE,811FGE,121FGE,161FGE		Resistenza 1500 W	826620041
660		800FGE,120FGE,160FGE,811FGE,121FGE,161FGE		Commutatore	6A046750
670		800FGE,120FGE,160FGE,811FGE,121FGE,161FGE		Termostato	826630123
680		800FGE,120FGE,160FGE,811FGE,121FGE,161FGE		Termostato sicurezza	826630130
690		800FGE,120FGE,160FGE,811FGE,121FGE,161FGE		Commutatore	6A046001

400G=9PC/G400, 800G=9PC/G800, 120G=9PC/G120, 160G=9PC/G160, 400VG=9PCV/G400, 800VG=9PCV/G800, 120VG=9PCV/G120, 160VG=9PCV/G160, 800FG=9PCF/G800, 120FG=9PCF/G120, 160FG=9PCF/G160, 800FGE=9PCF/GE800, 120FGE=9PCF/GE120, 160FGE=9PCF/GE160, 411G=9PC/G411, 811G=9PC/G811, 121G=9PC/G121, 161G=9PC/G161, 411VG=9PCV/G411, 811VG=9PCV/G811, 121VG=9PCV/G121, 161VG=9PCV/G161, 811FG=9PCF/G811, 121FG=9PCF/G121, 161FG=9PCF/G161, 811FGE=9PCF/GE811, 121FGE=9PCF/GE121, 161FGE=9PCF/GE161

A=3/N/PE~400/230V 50Hz, H=3/PE~230V 50Hz, P=1/N/PE~220-240V 50Hz



## Parti di ricambio

ID	Modello	Tipo	Voltaggio	Descrizione	Codici del produttore
<b>Module:Componenti accensione elettrica</b>					
702		411G,411VG,811G,811VG,811FG,811FGE,121G,121VG,121FG,121FGE,161G,161VG,161FG,161FGE		Piletta di scarico	822160101
703		411G,411VG,811G,811VG,811FG,811FGE,121G,121VG,121FG,121FGE,161G,161VG,161FG,161FGE		Guarnizione	824710280
704		411G,411VG,811G,811VG,811FG,811FGE,121G,121VG,121FG,121FGE,161G,161VG,161FG,161FGE		Candela	6A013301
705		411G,411VG,811G,811VG,811FG,811FGE,121G,121VG,121FG,121FGE,161G,161VG,161FG,161FGE		Dado candela	6A011707
706		411G,411VG,811G,811VG,811FG,811FGE,121G,121VG,121FG,121FGE,161G,161VG,161FG,161FGE		Cavo d'accensione L=600	826690052
706		411G,411VG,811G,811VG,811FG,811FGE,121G,121VG,121FG,121FGE,161G,161VG,161FG,161FGE		Cavo d'accensione L=1100	826690062
706		411G,411VG,811G,811VG,811FG,811FGE,121G,121VG,121FG,121FGE,161G,161VG,161FG,161FGE		Cavo d'accensione L=1900	826690550
707		411G,411VG,811G,811VG,811FG,811FGE,121G,121VG,121FG,121FGE,161G,161VG,161FG,161FGE		Tasto rosso	826630050
708		411G,411VG,811G,811VG,811FG,811FGE,121G,121VG,121FG,121FGE,161G,161VG,161FG,161FGE		Cappuccio	826630060
709		411G,411VG,811G,811VG,811FG,811FGE,121G,121VG,121FG,121FGE,161G,161VG,161FG,161FGE		Trasformatore	826630400

400G=9PC/G400, 800G=9PC/G800, 120G=9PC/G120, 160G=9PC/G160, 400VG=9PCV/G400, 800VG=9PCV/G800, 120VG=9PCV/G120, 160VG=9PCV/G160, 800FG=9PCF/G800, 120FG=9PCF/G120, 160FG=9PCF/G160, 800FGE=9PCF/GE800, 120FGE=9PCF/GE120, 160FGE=9PCF/GE160, 411G=9PC/G411, 811G=9PC/G811, 121G=9PC/G121, 161G=9PC/G161, 411VG=9PCV/G411, 811VG=9PCV/G811, 121VG=9PCV/G121, 161VG=9PCV/G161, 811FG=9PCF/G811, 121FG=9PCF/G121, 161FG=9PCF/G161, 811FGE=9PCF/GE811, 121FGE=9PCF/GE121, 161FGE=9PCF/GE161

A=3/N/PE~400/230V 50Hz, H=3/PE~230V 50Hz, P=1/N/PE~220-240V 50Hz

