



GASTROPARTS

Migel

- [EN]** Equipment
- [DE]** Geräte
- [ES]** Aparatos
- [FR]** Équipement
- [IT]** Attrezzature
- [PL]** Urządzenia
- [RU]** Оборудование

✉ gastroparts@gastroparts.com

☎ tel. +48 56 657 00 66

📘 fb.com/gastroparts.global

GASTROPARTS.COM





thermostats

bi-metal thermostats

safety bi-metal thermostats



Part No.	390959	Ref. No.	1LT021 2LT135
description	bi-metal safety thermostat switch-off temp. 60°C 1-pole connection F6.3		
For models:	KF165, KF35, KF75, KL101, KL18, KL21, KL31, KL41, KL51, KL71, KP30, KP40, KP50, KP60, KP70, KP90		

refrigeration thermostats

RANCO

K22 series

RANCO



Part No.	390207	Ref. No.	1LT018 1LT020
description	thermostat RANCO type K22L2030 probe ø 2mm probe Lmm capillary pipe 2000mm temperature range -13 up to -4°C		
For models:	KF165, KF35, KF75, KL101, KL18, KL21, KL31, KL41, KL51, KL71, KP30, KP40, KP50, KP60, KP70, KP90		

RANCO



Part No.	390961	Ref. No.	1LT112
description	thermostat RANCO type K22L2082 probe ø 2mm probe Lmm capillary pipe 2000mm for ice maker		

K55 series

RANCO



Part No.	390210	Ref. No.	N/A
description	thermostat RANCO type K55L1042 capillary pipe 1100mm temperature range +1.7 up to +9.5°C probe ø10x110mm		

K59 series

RANCO



Part No.	390960	Ref. No.	1LT019
description	thermostat RANCO type K59L1045 probe ø 2mm probe Lmm capillary pipe 2000mm icemaker		
For models:	KF165, KF35, KF75		

switches and momentary switches

float switches



Part No.	403479	Ref. No.	2SL001
description	float switch 1CO 250V 4A F6.3		
For models:	KP30, KP40, KP50, KP60, KP70, KP90		

touch sensitive light switches



Part No.	403481	Ref. No.	1LT066
description	light barrier receiver for ice maker		
For models:	KF1000, KF250, KF2500, KF500		




Part No.	403480	Ref. No.	1LT065
description	light barrier transmitter for ice maker		
For models:	KF1000, KF250, KF2500, KF500		



timers

programme timers



1

Part No.	360051	Ref. No.	1LT017 (old version)
-----------------	--------	-----------------	----------------------

description timer FIBER P36 engines 1 chambers 2 operation time 15min 230V shaft ømm shaft Lmm manif. no. P365JR2J717 motor type M51B-J0R6400

spare parts for 360051



Part No.	360673	Ref. No.	—
-----------------	--------	-----------------	---

motor kit pinion ø 6.8mm teeth 15 230V voltage AC 50/60Hz turn direction clockwise motor ø 48mm H 18.5mm motor type UDS-40NE1RNZ165 cable length 150mm with holder

relays

power relays

with bracket mounting




1

Part No.	380312	Ref. No.	1LT080
-----------------	--------	-----------------	--------

description power relays FINDER 230VAC 10A 3CO connection male faston 4.8mm bracket mounting dimensions 52x32.2x36.5mm manif. no. 60.63.8.230.0000

For models: KP30, KP40, KP50, KP60, KP70, KP90



1

Part No.	380185	Ref. No.	1LT028
-----------------	--------	-----------------	--------

description power relays Italiana Relè 230VAC 30A 1NO connection F6.3 bracket mounting dimensions 36.5x32.2x51.8mm manif. no. A10-230AC-FA

For models: KF165, KF35, KF75

probes

producer-specific probes

probes




1

Part No.	377000	Ref. No.	1LT067
description	probe PTC 1kOhm cable silicone probe -50 up to +150°C cable -50 up to +180°C connection 2-wire thread probe ø6x50mm cable length 1.2m		
For models:	KF1000, KF250, KF2500, KF500		

electronics

PCBs



1

Part No.	360678	Ref. No.	1LT199
description	timer PCB MIGEL		

solenoid valves

solenoid valves (water)

ELBI



1

Part No.	373013	Ref. No.	2DR064
description	solenoid valve single 230VAC inlet 3/4" outlet 11.5mm input/min output 2.5l/min DN10		
For models:	KL101, KL71, KP30, KP40, KP50, KP60, KP70, KP90		



1

Part No.	370431	Ref. No.	2DR028
description	solenoid valve single straight 230VAC inlet 3/4" outlet 11.5mm input/min output 2l/min DN10 t.max. 90°C ELBI plastic		



ELTEK



1			
Part No.	370780	Ref. No.	2DR067
description	solenoid valve double straight 230VAC inlet 3/4 outlet 11.5mm input 7l/min output 1x1.2-1x2.5l/min DN10 ELTEK		
For models:	KL101, KL71, KP30, KP40, KP50, KP60, KP70, KP90		



1			
Part No.	370781	Ref. No.	2DR027
description	solenoid valve double straight 230VAC inlet 3/4 outlet 11.5mm input 7l/min output l/min DN10 ELTEK		
For models:	KL101, KL71		




1			
Part No.	370779	Ref. No.	2DR025
description	solenoid valve single straight 230VAC inlet 3/4 outlet 11.5mm input 7l/min output 1.2l/min DN10 ELTEK		
For models:	KF165, KF35, KF75, KL18, KL21, KL31, KL41, KL51		

RPE

solenoid valves with reducers

2-fold



1			
Part No.	370835	Ref. No.	2DR026
description	solenoid valve double straight 230VAC inlet 3/4 outlet 10.5mm input 7l/min output 2x1.2l/min DN10 t.max. 90°C RPE		
For models:	KL18, KL21, KL31, KL41, KL51		


solenoid valves (refrigeration)

PARKER

valves




1			
Part No.	370782	Ref. No.	1RF123
description	solenoid valve 230V connection 16mm soldering connection PARKER refrigeration straight		
For models:	KL101, KL31, KL41, KL51, KL71		

spare parts for	370782		
	Part No.	371033	Ref. No. —
	solenoid coil PARKER 230VAC 9VA coil type YB09 with cable seat ø 14mm		



1			
Part No.	370783	Ref. No.	1RF185
description	solenoid valve 230V connection 6mm soldering connection PARKER refrigeration angled		
spare parts for	370783		

	Part No.	371033	Ref. No. —
	solenoid coil PARKER 230VAC 9VA coil type YB09 with cable seat ø 14mm		



1			
Part No.	370784	Ref. No.	1RF112
description	solenoid valve 230V connection 6mm soldering connection PARKER refrigeration straight		
For models:	KL18, KL21		



pressure switches

for refrigeration

RANCO

DWFK series



1			
Part No.	542133	Ref. No.	1LT075 1LT136 ACB2UA574W
description	pressure control pressure range 9-10bar switching diff. 1bar type ACB-2UA574W		
For models:	KL18		



1			
Part No.	542132	Ref. No.	1LT093
description	pressure control vertical pressure range 17-19bar switching diff. 2bar type NSDHF10A39200 250V 6A		
For models:	KF165, KF250, KF35, KF500, KF75, KL101, KL21, KL31, KL41, KL51, KL71, KP30, KP40, KP50, KP60, KP70, KP90		

fans

refrigeration fans

refrigeration motors universal

miscellaneous



1			
Part No.	601524	Ref. No.	1LT094
description	fan motor 35W 230V 50/60Hz L3 153mm W 83mm cable length 1600mm 1300rpm with capacitor capacitor 2.5µF		

motors

gear motors

for ice-cube maker

for paddles



1			
Part No.	500407	Ref. No.	1LT078
description	gear motor LIP type 123MR 8W 220/240V voltage AC 50/60Hz 50rpm turn direction counterclockwise shaft ø 4mm shaft intake ø 6.2mm groove width 2.3mm shaft L 8mm shaft ø 4mm W 74mm		
For models:	KP30, KP40, KP50, KP60, KP70, KP90		

miscellaneous



1			
Part No.	601967	Ref. No.	1LT079
description	gear motor LIP type 123MR 11W 220/240V voltage AC 50/60Hz 1rpm shaft ø 7mm		
For models:	KP50, KP60, KP70, KP90		

motors

for ice-cube maker

complete



1			
Part No.	601968	Ref. No.	1LT027
description	motor 184W 220/240V 50/60Hz 1 phase shaft ø 11mm 1300rpm type 11037703 L 185mm 1.5A 0.184kW		
For models:	KF165, KF250, KF35, KF75		



pumps

drain pumps

GRE



1


Part No.	500039	Ref. No.	1DR062
description	pump inlet ø 24mm outlet ø 24mm 190W 230V 50Hz GRE		

pumps for ice machines



1

Part No.	499341	Ref. No.	2DR100 M01
description	pump MIGEL 100W 230V 50Hz inlet ø 23mm outlet ø 25mm L 170mm rotation direction right ice maker		
For models:	KL18, KL21, KL31		



1

Part No.	499003	Ref. No.	1DR037 2DR093
description	pump MIGEL type 100W 230V 50Hz inlet ø 25mm outlet ø 23mm L 170mm rotation direction right for ice maker		
For models:	KL101, KL21, KL31, KL41, KL51, KL71		



1

Part No.	501501	Ref. No.	2DR200
description	pump MIGEL type M01 100W 230V 50Hz inlet ø 23mm outlet ø 25mm L 200mm		
For models:	KL101, KL41, KL51, KL71		

fuses

overload switches



1


Part No.	348037	Ref. No.	1LT030
description	overload switch 1-pole drop-away current 1.5A rated 240V nominal 0.05-16A connection male faston 6.3mm with plunger ambient temperature max.°C		
For models:	KF35, KF75		

equipment-specific units

for ice-cube maker

ice chutes

slide grates



1

Part No.	694273	Ref. No.	1CD010
description	slide grate for ice maker L 395mm W 235mm H 30mm		
For models:	KL41, KL51		

spray systems

MIGEL

spray arms



1

Part No.	698516	Ref. No.	2LV016
description	spray arm L 250mm nozzles 6 mounting ø 17mm		
For models:	KL18, KL21		



1

Part No.	698517	Ref. No.	2LV018
description	spray arm L 397mm nozzles 9 mounting ø 17mm		
For models:	KL41, KL51		



accessories



1

Part No.	694506	Ref. No.	1CL042 1CL078
description	spray nozzle		
For models:	KL101, KL18, KL21, KL31, KL41, KL51, KL71		

miscellaneous

spray arms



1

Part No.	694669	Ref. No.	2LV017
description	spray arm L 330mm nozzles 8		
For models:	KL31		

pan mechanics

sumps



1

Part No.	696752	Ref. No.	2CL067
description	sump for ice maker L 200mm W 280mm H 75mm MIGEL		
For models:	KP50, KP60		

transmission technology and ball bearings

drive belts

V-belts

profile A/13



1

Part No.	698519	Ref. No.	1TR036
description	V-belt belt width 13mm L 700mm H 8mm CODE A27 1/2 profile A/13		
For models:	KF165, KF500		

GASTROPARTS.COM

